

Test Pit Preparation for Onsite Sewage Evaluations



State of Oregon
Department of
Environmental
Quality

**Water Quality
Onsite Program**
811 SW 6th Avenue
Portland, OR 97204
Phone: (503) 229-5696
(800) 452-4011
Fax: (503) 229-5850
www.deq.state.or.us

When do you need a "Test Pit?"

When you apply for a permit to construct an onsite sewage disposal system, a DEQ or County inspector will have to visit the proposed construction site. A *test pit* allows the inspector to test and examine the soil and soil layers and will help determine if it is appropriate to proceed with construction. This process is often referred to as a "site evaluation."

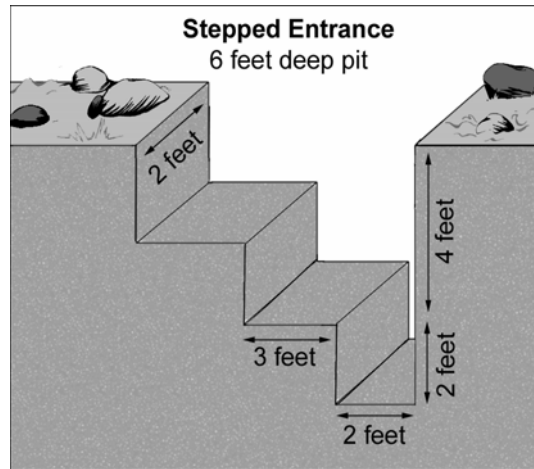
Preparing the test pit

To provide for pit stabilization and safe access, standard test pits for site evaluations must be prepared in the following manner:

- The bottom of the pit shall be at least 2 feet wide and 4 feet long.
- The depth shall be at least 4.5 feet and shall not exceed 5 feet.
- In some instances, pits need only be excavated to the layer of hard rock or to the water table if that layer is less than 5 feet.

6 -Foot test pits

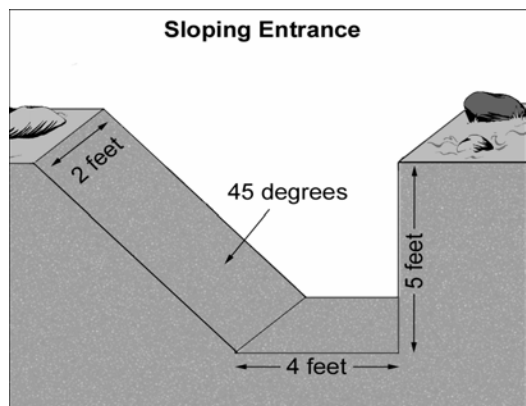
At the *request of the inspector*, test pits may need to be excavated to a depth of 6 feet as shown in the figure below:



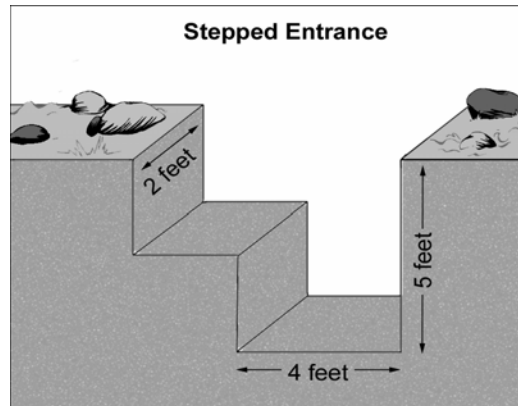
The entrance to a 6-foot test pit may be sloped or stepped as soil conditions warrant.

Providing Access to the Standard Test Pits:

For easy access, one end of the test pit shall be either:



Sloped at approximately 45 degrees or less if the soils are dry or loose.



Stepped when soils are wet.

All spoils need to be a minimum of 2 feet from the pit edge.

Learn more about Oregon's Onsite Sewage Treatment and Disposal Program and locate a local onsite representative. Contact DEQ or visit DEQ's Onsite web page at:

<http://www.deq.state.or.us/wq/onsite/onsite.htm>

Last Updated: 10-29-02
By: Bobbi Koch