
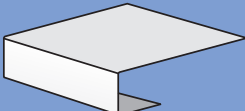
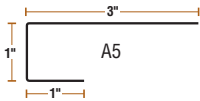
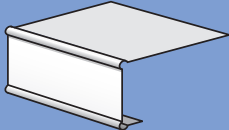
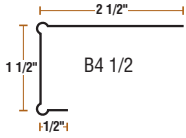
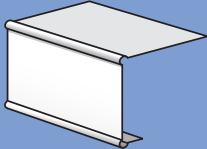
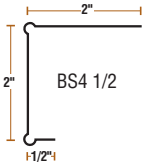
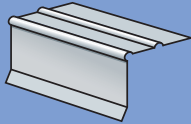
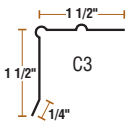
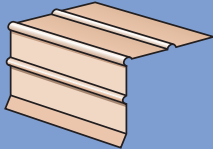
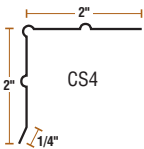
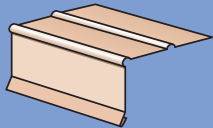
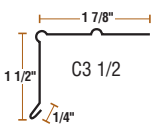
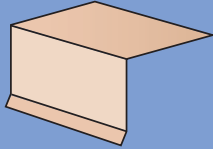
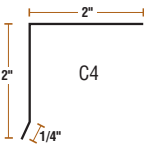
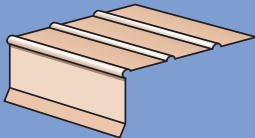
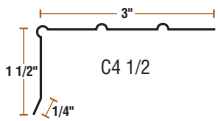
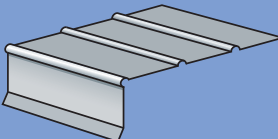
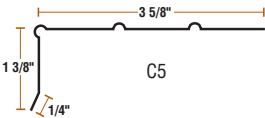
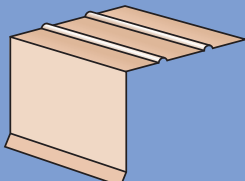
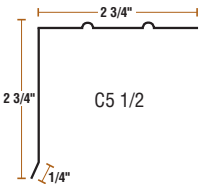


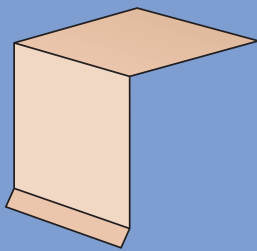
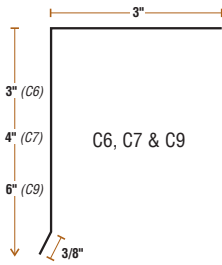
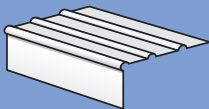
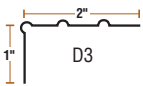
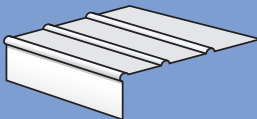
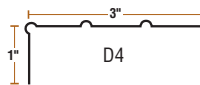
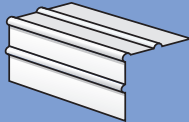
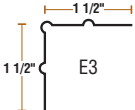
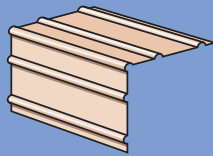
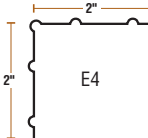
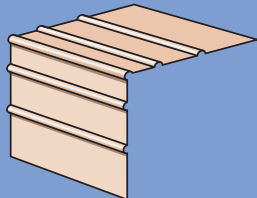
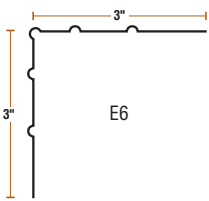
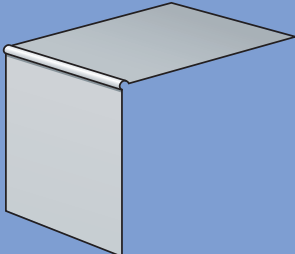
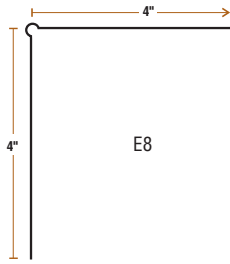


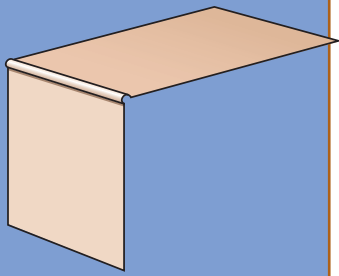
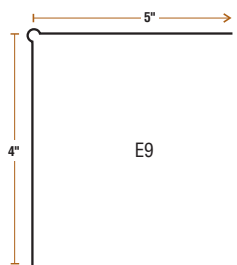
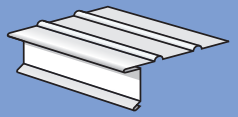
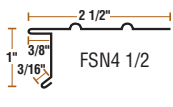
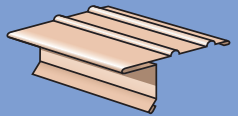
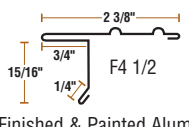
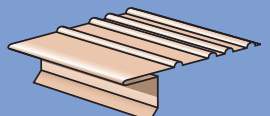
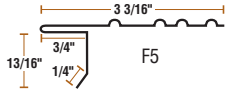


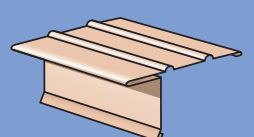
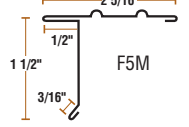
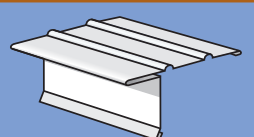
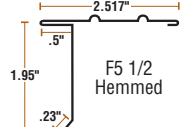

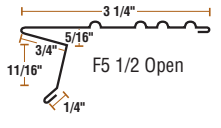
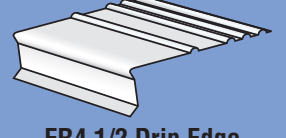
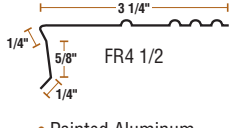


Roof Edgings and Trim Profiles

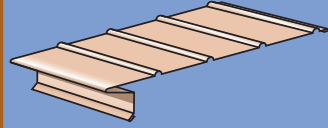
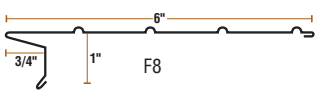
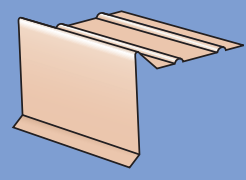
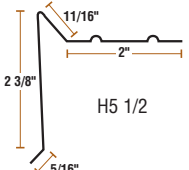
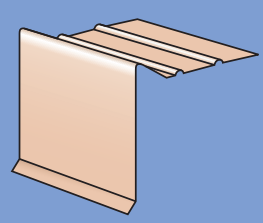
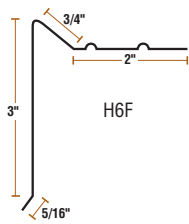
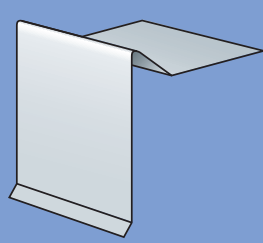
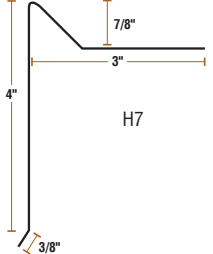
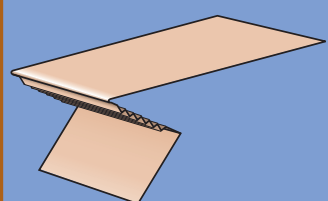
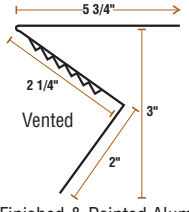
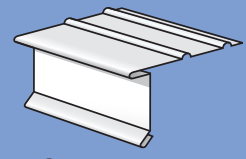
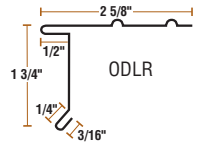

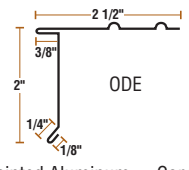

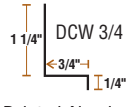

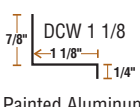


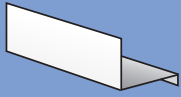

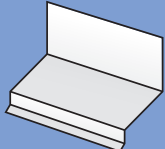
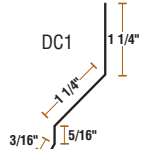
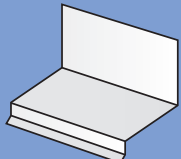
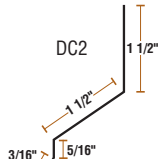
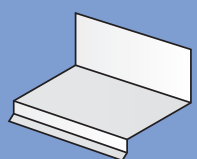
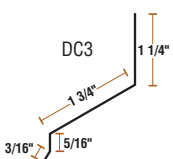
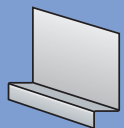
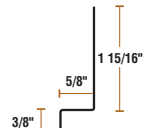
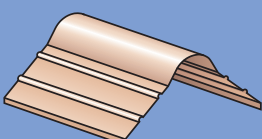
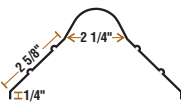
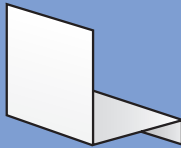
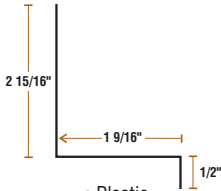
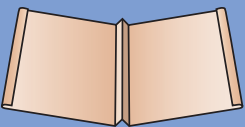
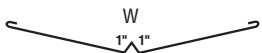
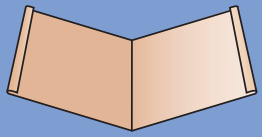
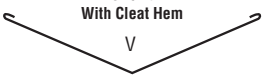
[CLICK ANYWHERE](#) on THIS PAGE to RETURN to ROOF DRIP EDGE FLASHING at InspectApedia.com

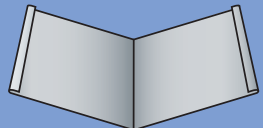
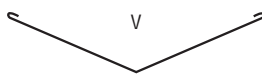

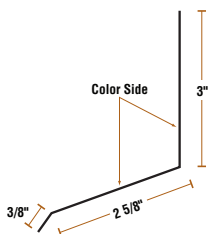
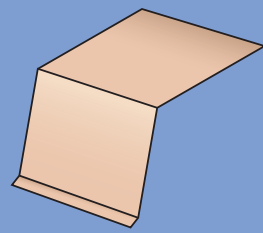
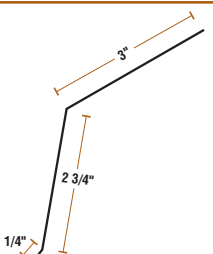
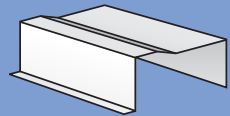
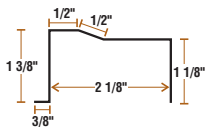

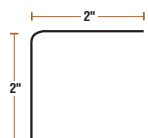
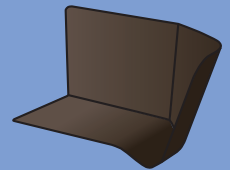
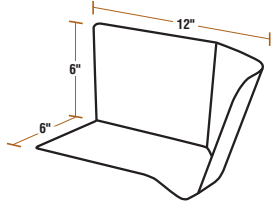
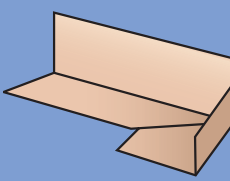
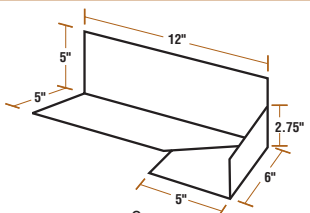
Profile Description	Dimensions/Specifications
 A5 Drip Edge	 A5 • Mill Finished & Painted Aluminum
 B4 1/2 Roof Edge	 B4 1/2 • Painted Aluminum
 BS4 1/2 Roof Edge	 BS4 1/2 • Painted Aluminum
 C3 Drip Edge	 C3 • Mill Finished & Painted Aluminum
 CS4 Drip Edge	 CS4 • Mill Fin. & Paint. Alum. • Copper
 C3 1/2 Drip Edge	 C3 1/2 • Painted Aluminum • Copper
 C4 Drip Edge	 C4 • Copper
 C4 1/2 Drip Edge	 C4 1/2 • Mill Finished & Painted Aluminum • Copper • Galv. & Painted Steel
 C5 Drip Edge	 C5 • Mill Finished & Painted Aluminum
 C5 1/2 Drip Edge	 C5 1/2 • Mill Finished & Painted Aluminum • Copper • Galv. & Painted Steel

Profile Description	Dimensions/Specifications
 C6, C7 & C9 Drip Edge	 C6, C7 & C9 • Mill Finished Aluminum (C6) • Painted Aluminum (C6, C7, C9) • Copper (C6)
 D3 Rake Edge	 D3 • Painted Aluminum
 D4 Rake Edge	 D4 • Painted Aluminum
 E3 Roofers Angle	 E3 • Painted Aluminum
 E4 Roofers Angle	 E4 • Mill Finished & Painted Aluminum • Copper • Galvanized Steel
 E6 Roofers Angle	 E6 • Painted Aluminum • Galv. & Painted Steel
 E8 Roofers Angle	 E8 • Painted Aluminum • Galvanized & Painted Steel

Profile Description	Dimensions/Specifications
 E9 Roofers Angle	 E9 • Copper
 FSN4 1/2 High Tensile Drip Edge	 FSN4 1/2 • Painted Aluminum
 F4 1/2 Drip Edge	 F4 1/2 • Mill Finished & Painted Aluminum • Copper • Galv. & Painted Steel
 F5 Drip Edge	 F5 • Mill Finished & Painted Aluminum • Copper • Galv. & Painted Steel
 F5 Open Drip Edge	 F5 Open • Mill Finished & Painted Aluminum • Copper
 F5M (Medium) Drip Edge	 F5M • Mill Finished & Painted Aluminum • Copper • Galv. & Painted Steel
 F5 1/2 Hemmed Drip Edge	 F5 1/2 Hemmed • Painted Galvanized Steel
 F5 1/2 Open Drip Edge	 F5 1/2 Open • Mill Finished & Painted Aluminum
 FR4 1/2 Drip Edge	 FR4 1/2 • Painted Aluminum
 FR5 Drip Edge	 FR5 • Painted Aluminum

Profile Description	Dimensions/Specifications
 F8 Drip Edge	 F8 • Mill Finished & Painted Aluminum • Copper • Galv. & Painted Steel
 H5 1/2 Slag Stop	 H5 1/2 • Mill Finished & Painted Aluminum • Copper • Galv. & Painted Steel
 H6F Slag Stop	 H6F • Mill Finished & Painted Aluminum • Copper • Galv. & Painted Steel
 H7 Slag Stop	 H7 • Mill Finished & Painted Aluminum
 Vented Drip Edge	 Vented • Mill Finished & Painted Aluminum • Copper
 ODLR Drip Edge	 ODLR • Painted Aluminum
 ODE Drip Edge	 ODE • Painted Aluminum • Copper
 DCW 3/4 Drip Cap	 DCW 3/4 • Painted Aluminum
 DCW 1 1/8 Drip Cap	 DCW 1 1/8 • Painted Aluminum

Profile Description	Dimensions/Specifications
 DCW 1 5/16 Drip Cap	 • Painted Aluminum
 DC1 Drip Cap	 • Painted Aluminum
 DC2 Drip Cap	 • Painted Aluminum
 DC3 Drip Cap	 • Painted Aluminum
 Textured Aluminum Trim	 • Mill Finished & Painted Aluminum
 Ridge Roll	 • Mill Finished & Painted Aluminum • Copper • Galvanized Steel
 Deck Ledger Flashing Cap	 • Plastic
 "W" Valley	 • Mill Finished & Painted Aluminum • Copper • Galvanized Steel
 "V" Valley	 • Painted Aluminum • Copper • Galvanized Steel

Profile Description	Dimensions/Specifications
 129 Degree "V" Valley	 • Mill Finished • Copper
 Dormer Flashing	 • Painted Aluminum
 Apron Flashing	 • Mill Finished & Painted Aluminum • Copper
 Brick Molding	 • Painted Aluminum
 Corner Flex Flashing	 • Mill Finished Aluminum
 Kick-Out Diverter	 • Polypropylene
 Kick-Out Diverter	 • Copper



BERGER BUILDING PRODUCTS, INC.
805 Pennsylvania Blvd. • Feasterville, PA 19053

Distributed by: **BEST MATERIALS LLC**, Phoenix AZ
Ph: 800-474-7570, 602-272-8128 Fx: 602-272-8014
www.BestMaterials.com Email: Sales@BestMaterials.com