

## Official Kenmore Elite 625386200 water softener parts

---

 [searspartsdirect.com/model/54zytk7qyr-000583/kenmore-elite-625386200-water-softener-parts](https://searspartsdirect.com/model/54zytk7qyr-000583/kenmore-elite-625386200-water-softener-parts)



Save model to your account

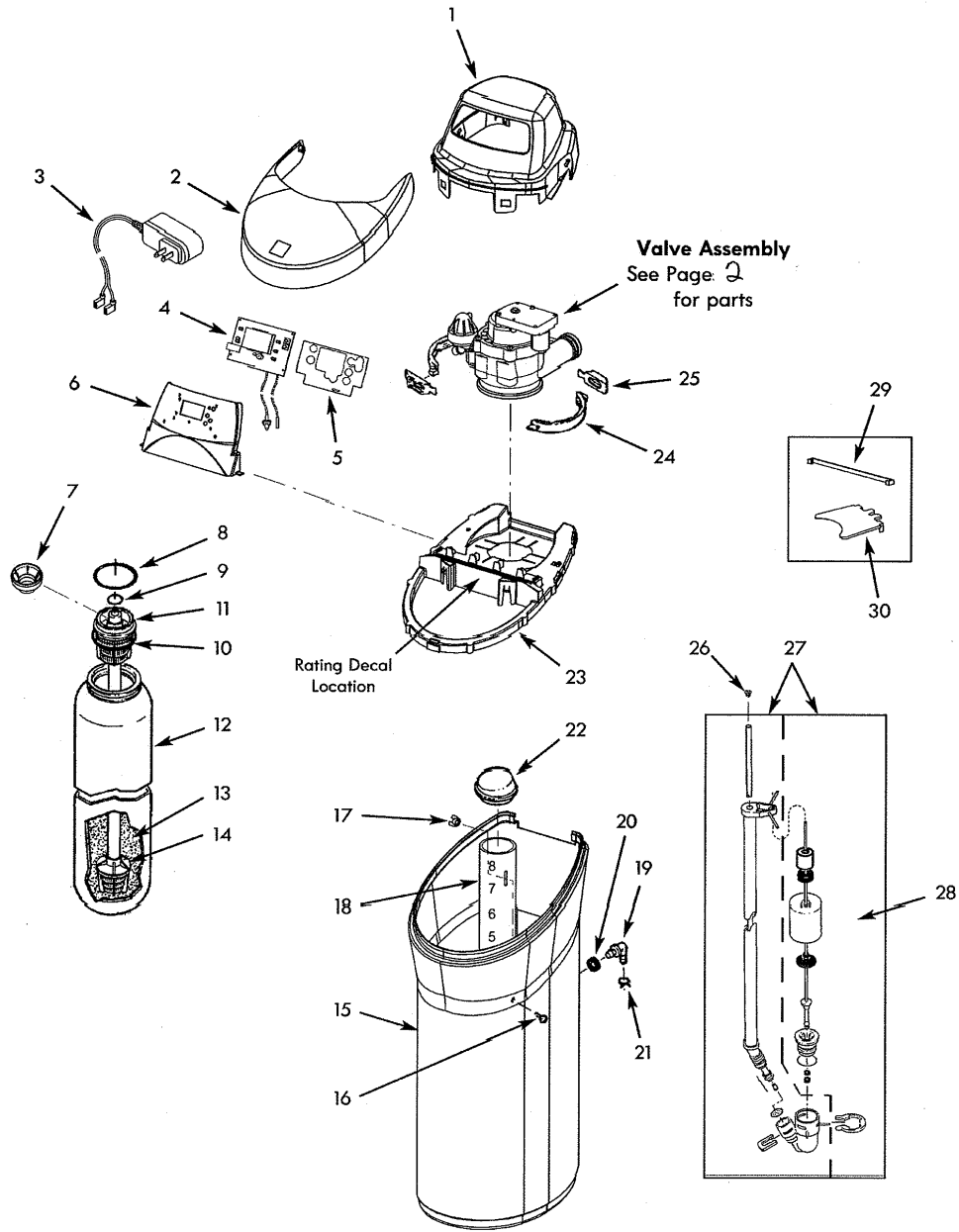


Click here to save this model to your account to search and finds parts faster!

### **Model #625386200 Official Kenmore Elite water softener**

---


Here are the diagrams and repair parts for Kenmore Elite 625386200 water softener, as well as links to manuals and error code tables, if available.



8/16

In Stock

\$7.09



12% OFF

#18A

Water softener Diagram

## **Water softener overflow hose adapter kit**

---

Part #7331258


**BEST SELLER**

This item is not returnable

Phone Price: \$8.09

In Stock

\$196.64



5% OFF

#15

Water softener Diagram

**Water softener salt storage tank (replaces 7287158, 7325508)**

---

Part #7338365

**BEST SELLER**

Phone Price: \$206.64

In Stock

\$22.79



18% OFF

#7A

Water softener Diagram

## **Water softener o-ring kit**

---

Part #7112963

**BEST SELLER**

Phone Price: \$27.79

In Stock

\$44.45



10% OFF

#18

Water softener Diagram

## Water softener brine well

---


Part #7214375

**BEST SELLER**

Phone Price: \$49.45

In Stock

\$261.05



\$10.00 OFF

#13

Water softener Diagram

**Water softener resin (replaces 0501741, 0501744, 0502260, 0505644, 502272)**

---

Part #0502272

**BEST SELLER**

Phone Price: \$271.05

In Stock

\$63.99



7% OFF

#14

Water softener Diagram

## **Water softener distributor**

---

Part #7327584

Phone Price: \$68.99

In Stock

\$61.19





8% OFF

#28

Water softener Diagram

## **Water softener brine valve float and seal**

---

Part #7327568

Phone Price: \$66.19

In Stock

\$342.59



\$10.00 OFF

#4

Water softener Diagram

## **Water softener electronic control board**

---

Part #7354214

Phone Price: \$352.59

In Stock

\$37.07



#1

Water softener Diagram

**Top cover 38**

---

Part #7329803

In Stock

\$254.79



\$10.00 OFF

#12

Water softener Diagram

## **Water softener resin tank**

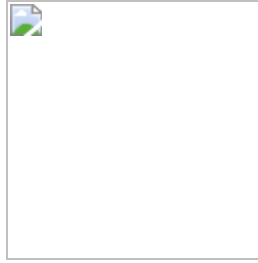
---

Part #7247996

Phone Price: \$264.79

## Recommended maintenance parts and accessories

---



### **Water Softener Drain Tube (replaces 3433199)**

Part #7139999

In Stock

**BEST SELLER**

\$17.89

Phone Price: \$19.89 10% OFF

---

## Symptoms for water softeners

---

Choose a symptom to see related water softener repairs.

April 19, 2023

### **Why is there no display on my water softener?**

---

By Lyle Weischwill

Main causes: lack of electrical power, bad power transformer, faulty timer

[Read more](#) 

April 19, 2023

## **Why isn't my water softener softening my water?**

---

By [Lyle Weischwill](#)

Main causes: empty salt tank, salt bridge, depleted resin, clogged or damaged venturi, broken rotor position switch, failed timer

[Read more](#) 

---

April 19, 2023

## **Why are water softener resin beads in my water?**

---

By [Lyle Weischwill](#)

Main causes: broken resin tank screen, bad resin tank seals, cracked upper distributor in resin tank

[Read more](#) 

---

April 19, 2023

## **Why isn't my water softener meter working?**

---

By [Lyle Weischwill](#)

Main causes: broken water flow meter, faulty timer, water flow to softener is bypassed

[Read more](#) 

---


April 19, 2023

## **Why isn't my water softener using salt?**

---

By [Lyle Weischwill](#)

Main causes: salt bridge inside the salt tank, bad timer, valve motor failure, faulty rotor valve, clogged venturi

[Read more](#) 

---

April 19, 2023

### **Why does my water softener leak water?**

---

By [Lyle Weischwill](#)

Main causes: loose water line connections, cracked water-carrying components, bad rotor valve seals

[Read more](#) 

---

April 19, 2023

### **Why does my water softener overflow?**

---

By [Lyle Weischwill](#)

Main causes: faulty brine valve assembly, bad rotor valve

[Read more](#) 

---


April 19, 2023

### **Why is my softened water salty?**

---

By [Lyle Weischwill](#)

Main causes: clogged drain hose, faulty rotor valve, leaky rotor valve seals

[Read more](#) 

---

---

## Repair guides for water softeners

---

These step-by-step repair guides will help you safely fix what's broken on your water softener.

December 31, 2014

### [How to replace a water softener venturi](#)

---

By [Lyle Weischwill](#)




The venturi valve in your water softener draws brine water from the salt tank to the resin tank for regeneration. Follow these steps to replace a damaged venturi.

Repair difficulty



Time required

 15 minutes or less

[Read more](#) 

---

December 31, 2014



## How to replace a water softener rotor position switch

---

By [Lyle Weischwill](#)




The rotor position switch detects the position of the valve rotor. If the rotor position switch fails, follow these steps to replace it in about half an hour.

Repair difficulty



Time required

 30 minutes or less

[Read more](#) 

---

December 31, 2014

## How to replace a water softener timer

---

By [Lyle Weischwill](#)





The timer is the control board you use to program the water softener. If the timer isn't accepting commands when you push the buttons or if the display won't power up, replace the timer.

Repair difficulty



Time required

 15 minutes or less

[Read more](#) 

---

---

## Articles and videos for water softeners

---

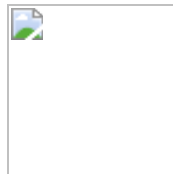
Use the advice and tips in these articles and videos to get the most out of your water softener.

August 5, 2022

### **Introducing new technical repair content that we're developing for the Sears Technical Institute**

---

By [Lyle Weischwill](#)



Learn about Sears Technical Institute and the advanced technical content being developed for aspiring appliance techs.

[Read more](#) 

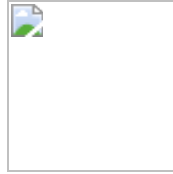
---

April 10, 2020


## **Cleaning your appliances after a drinking water advisory.**

---

By Wayne Archer



Find out how to clean and flush household appliances once a boil water advisory is lifted.

[Read more](#) 

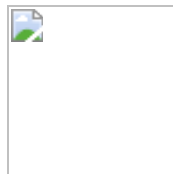
---

January 5, 2015

## **How to clean a water softener**

---

By Lyle Weischwill



Keeping a water softener clean inside and out improves operation and appearance.

[Read more](#) 

---

