

AUTOMATIC HIDDEN HINGE (OVERLAY DOOR)

28100-118-142

69989 - Polished Brass
28100 - Nickel
28118 - Dark Copper
28142 - Antique Brass

FEATURES:

- made of 0.077" thick (14ga.) stamped steel with nickel , copper, antique brass plating, 3/4" polished brass
- made for overlay cabinet door 3/4" to 1"
- totally concealed in cabinet doors of thickness or greater
- can be mounted to frameless or face frame cabinets
- self closing feature door swings freely after being opened 30°
- 180° opening for 3/4" flat door
- requires cutting 1/4" wide door slot
- pkg consists of 2 hinges, screws and cork bumpers
- hinges are unhandled (work left or right)
- no catches needed
- completely hidden from front view
- 5/16" door lap (overlay)
- *has slotted screw holes for vertical and horizontal adjustments
- door gap of 3/32"

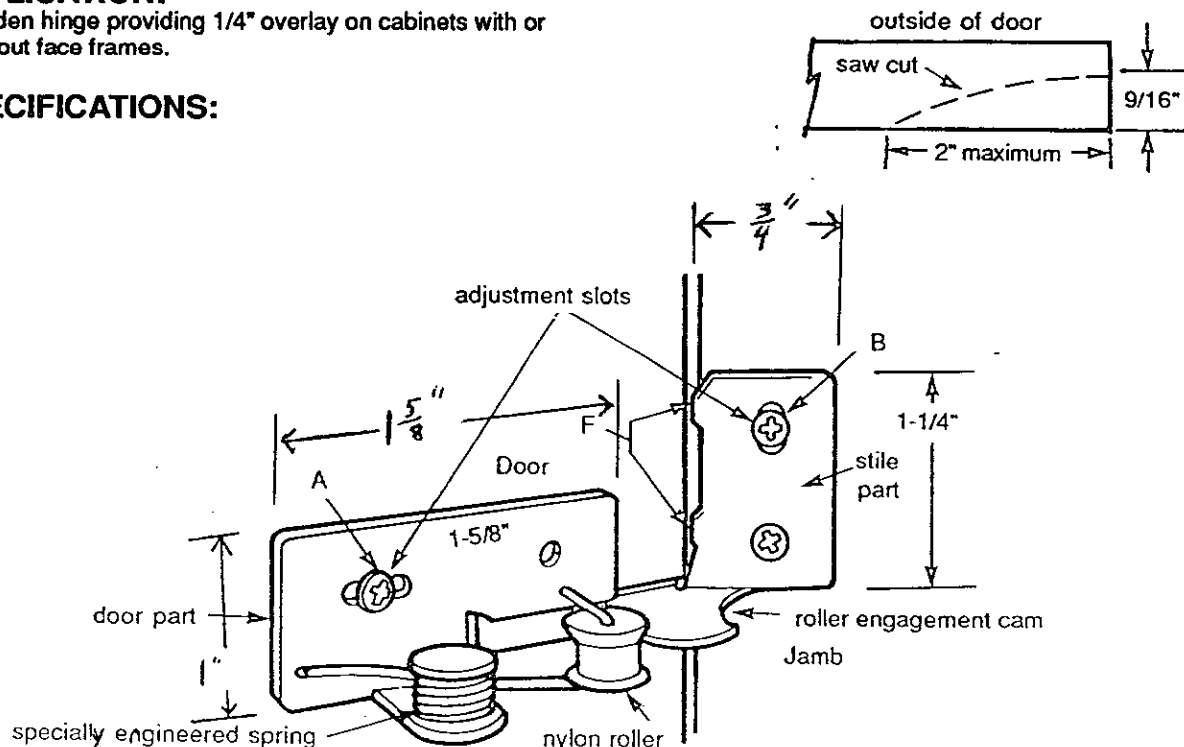
APPLICATION:

A hidden hinge providing 1/4" overlay on cabinets with or without face frames.

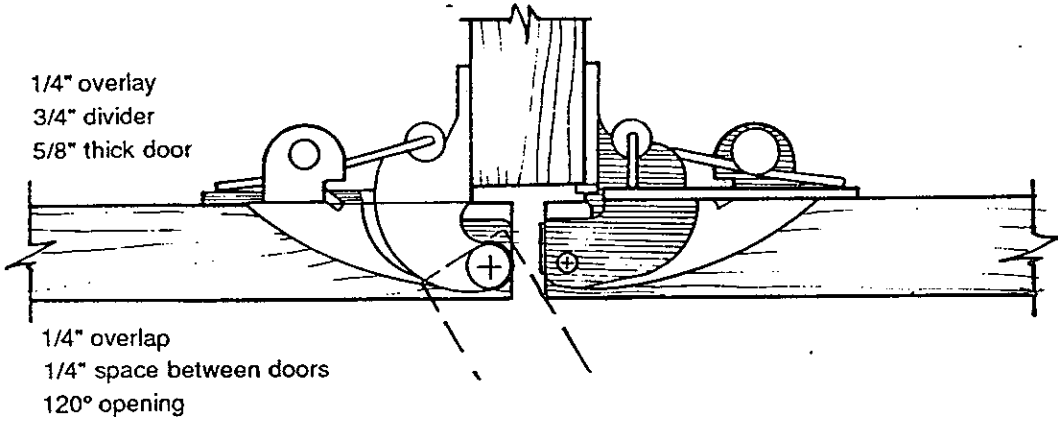
SPECIFICATIONS:

INSTALLATION:

1. Cut slot 1/4" W x 1/2" D x 1-3/4" L into back of door , using table saw or dado set, not over 8" in diameter.
2. Install hinge in saw slot as pictured, using only adjustment screw A.
3. Repeat steps i and 2 with all remaining hinges on door before proceeding to step 4.
4. Hold door in position desired , with locating flanges " F " against jamb. Fasten hinge to jamb using only " B " adjustment screw.
5. Swing door through entire arc and adjust for good fit. Install screws in remaining holes.
6. Self-adhering cork bumpers are furnished to prevent banging of door if slammed. Locate them in inconspicuous places on inside of door.

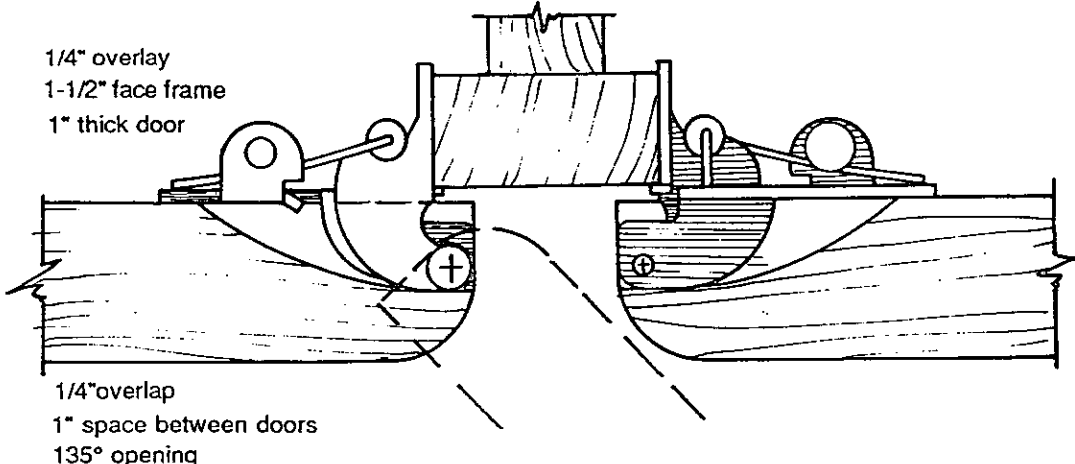


1/4" overlay
3/4" divider
5/8" thick door



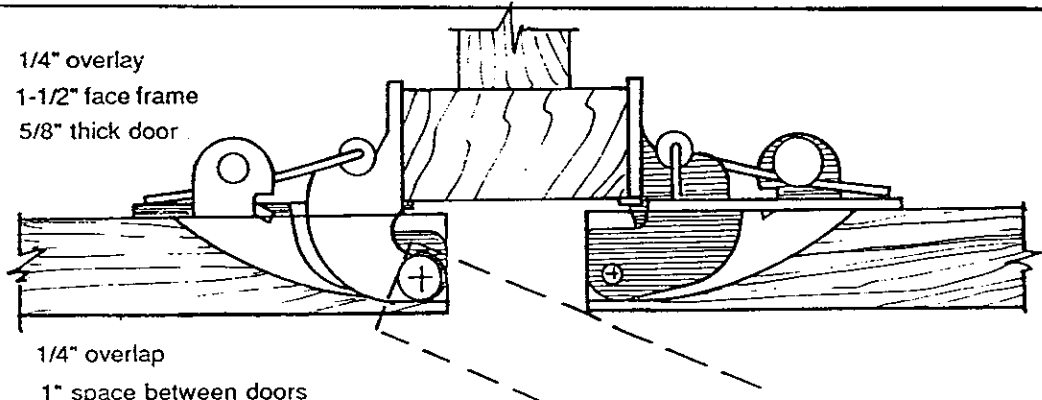
1/4" overlap
1/4" space between doors
120° opening

1/4" overlay
1-1/2" face frame
1" thick door



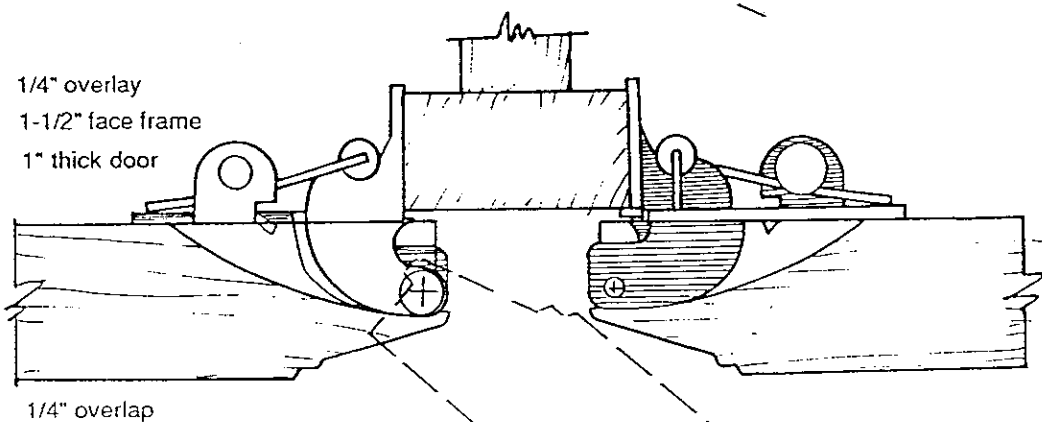
1/4" overlap
1" space between doors
135° opening

1/4" overlay
1-1/2" face frame
5/8" thick door



1/4" overlap
1" space between doors

1/4" overlay
1-1/2" face frame
1" thick door



1/4" overlap
150° opening