

New Insulation Fiberboards from Sunflower Cake With Improved Thermal and Mechanical Properties

Philippe Evon (Corresponding author)

Université de Toulouse, INP, INRA

Laboratoire de Chimie Agro-industrielle, ENSIACET

4 Allée Emile Monso, BP 44362, 31030 Toulouse Cedex 4, France

Tel: + 33 (0)5 34 32 35 00 E-mail: Philippe.Evon@ensiacet.fr

Justine Vinet

Université de Toulouse, INP, INRA

Laboratoire de Chimie Agro-industrielle, ENSIACET

4 Allée Emile Monso, BP 44362, 31030 Toulouse Cedex 4, France

Tel: + 33 (0)5 34 32 35 00 E-mail: j.vinet2103@laposte.net

Matthieu Rigal

Université de Toulouse, INP, INRA

Laboratoire de Chimie Agro-industrielle, ENSIACET

4 Allée Emile Monso, BP 44362, 31030 Toulouse Cedex 4, France

Tel: + 33 (0)5 34 32 35 00 E-mail: Matthieu.Rigal@ensiacet.fr

Laurent Labonne

Université de Toulouse, INP, INRA

Laboratoire de Chimie Agro-industrielle, ENSIACET

4 Allée Emile Monso, BP 44362, 31030 Toulouse Cedex 4, France

Tel: + 33 (0)5 34 32 35 00 E-mail: Laurent.Labonne@ensiacet.fr

Virginie Vandenbossche

Université de Toulouse, INP, INRA
Laboratoire de Chimie Agro-industrielle, ENSIACET
4 Allée Emile Monso, BP 44362, 31030 Toulouse Cedex 4, France
Tel: + 33 (0)5 34 32 35 00 E-mail: Virginie.Vandenbossche@ensiacet.fr

Luc Rigal
Université de Toulouse, INP, INRA
Laboratoire de Chimie Agro-industrielle, ENSIACET
4 Allée Emile Monso, BP 44362, 31030 Toulouse Cedex 4, France
Tel: + 33 (0)5 34 32 35 00 E-mail: Luc.Rigal@ensiacet.fr

Abstract

New thermal insulation fiberboards were manufactured by compression molding from a cake generated during the sunflower biorefinery. Fiberboards were cohesive mixtures of a natural binder and lignocellulosic fibers from sunflower cake. The natural binder ensured the board cohesion, and fibers acted as reinforcing fillers. The influence of molding conditions, i.e. binder type and binder content, on board density, mechanical and heat insulation properties was examined. The medium-density board containing 20% starch-based binder was a good compromise between mechanical and heat insulation properties (78 mW/m K thermal conductivity). It could be positioned on walls and ceilings for thermal insulation of buildings.

Keywords: Sunflower, twin-screw extruder, lignocellulosic fibers, natural binder, compression molding, fiberboards, thermal insulation

1. Introduction

Twin-screw extrusion technology is an original and powerful solution for the biorefinery of sunflower (*Helianthus annuus* L.) whole plant. The latter is conducted in the presence of water, allowing the aqueous extraction of sunflower oil (Evon *et al.*, 2010a). A filtration section along the barrel allows an extract (filtrate) and a raffinate (cake) to be collected separately, and oil extraction yield attains 57%, under optimal operating conditions, with 14.3% residual cake dry matter oil content. Proteins and also pectins and hemicelluloses are co-extracted using the above conditions, thus protein extraction yield is 44%, and cake residual protein content is 7.3% of the dry matter.

To simplify conservation, cake is first dried because it has a relatively high moisture content of at least 62%. Structurally, it is porous with a majority of lignocellulosic fibers (around 58% of the dry matter), although there is also cell debris from breakdown of the kernels. The soluble molecules (proteins, pectins...) and lipids have been partly removed, whereas the structural plant molecules have not been extracted. Because the cake is a mixture of proteins and lignocellulosic fibers, it has been the subject of new valorizations. It can be thought of as a natural composite meaning that it can be processed by thermo-pressing into natural, cohesive, and value-added fiberboards, with the proteins acting as internal binder, and lignocellulosic fibers as reinforcing fillers (Evon *et al.*, 2010a, 2010b, 2012a, 2012b, 2012c, 2015).

Temperature, pressure and length of time of thermo-pressing all increase fiberboard bending mechanical properties (Evon *et al.*, 2010b, 2012b), and the highest flexural strength at break (11.5 MPa) and highest elastic modulus (2.2 GPa) are obtained with a cake having a dry matter residual oil content of 14.5%, using the following molding conditions: 500 mg/cm² cake quantity, 200 °C temperature for the two heated hydraulic press aluminum plates, 31.4 MPa pressure applied, and 60 s molding time (Evon *et al.*, 2010b). Fiberboard thickness is just 3.9 mm with quite a high density (1035 kg/m³). A fiberboard with these flexural properties, could be used in the handling and storage industry as pallet inter layer sheeting, or for furniture manufacture and natural, multi-board containers, e.g. composters, vegetable gardening crates.

Another industrial application of fiberboards made from renewable resources is heat insulation of buildings (walls and ceilings), where the main advantages of vegetable fibers are abundance, low cost (the majority are agricultural residues), minimal environmental impact, independence from fossil resources, and their natural capacity for thermal insulation (Saiah *et al.*, 2010). Insulation boards can be made from maize husks and cobs (Sampathrajan *et al.*, 1992; Pinto *et al.*, 2011; Paiva *et al.*, 2012), a mixture of durian peels and coconut coir fibers (Khedari *et al.*, 2003, 2004), cellulose (Nicolajsen, 2005), wastes from tissue paper manufacturing and corn peel (Lertsutthiwong *et al.*; 2008), kenaf fibers (Ardente *et al.*, 2008), flax and hemp fibers (Kymäläinen & Sjöberg, 2008; Korjenic *et al.*, 2011; Benfratello *et al.*, 2013), cotton stalk fibers (Zhou *et al.*, 2010), jute fibers (Korjenic *et al.*, 2011), coconut fibers (Panyakaew & Fotios, 2011; Alavez-Ramirez *et al.*, 2012), sunflower pith (Vandenbossche *et al.*, 2012), date palm fibers (Chikhi *et al.*, 2013), etc.

The thermal conductivity of insulation boards is often influenced by their densities (Khedari *et al.*, 2003, 2004; Lertsutthiwong *et al.*; 2008; Zhou *et al.*, 2010; Panyakaew & Fotios, 2011; Vandenbossche *et al.*, 2012; Benfratello *et al.*, 2013; Chikhi *et al.*, 2013), and low-density materials have the lowest thermal conductivities. As an example, the thermal conductivity of an insulation board from sunflower pith is only 38.5 mW/m K at 25 °C with a board density of 36 kg/m³ (Vandenbossche *et al.*, 2012). It is comparable to that of conventional insulation materials like expanded polystyrene (37.4 mW/m K with a board density of 50 kg/m³), rock wool (35.6 mW/m K with a board density of 115 kg/m³), and glass wool (35.4 mW/m K with a board density of 26 kg/m³). Thermal conductivity is higher with medium-density materials: 46-68 mW/m K at room temperature for coconut husk insulation boards with board densities

of 250-350 kg/m³ (Panyakaew & Fotios, 2011), 81.5 mW/m K for a cotton stalk fibers insulation board with a board density of 450 kg/m³ (Zhou *et al.*, 2010), 89.9-107.9 mW/m K for hemp fibers insulation boards with board densities of 369-475 kg/m³ (Benfratello *et al.*, 2013), 103.6 mW/m K for a coconut coir insulation board with a board density of 540 kg/m³ (Khedari *et al.*, 2003), and 150 mW/m K for a date palm fibers insulation board with a board density of 754 kg/m³ (Chikhi *et al.*, 2013). Nevertheless, such boards are viable options for use in building insulation (walls and ceilings).

Heat insulation properties, of self-bonded fiberboards from cake generated during the biorefinery of sunflower whole plant in a twin-screw extruder are also promising, even if the corresponding board densities are quite high (904-966 kg/m³) (Evon *et al.*, 2012c). Indeed, thermal conductivity at 25 °C is rather low for the three fiberboards tested, decreasing from 135.7 to 103.5 mW/m K as the board density decreased.

Furthermore, self-bonded fiberboards from such a cake with lower density (500-858 kg/m³) and higher thickness (from 13.0 to 20.2 mm) reveal a significant improvement in their heat insulation properties (Evon *et al.*, 2014). Molding conditions, including mold temperature (140-200 °C), pressure applied (14.7-24.5 MPa) and molding time (40-76 s), greatly affect board density and thus the mechanical and heat insulation properties. And, all fiberboards produced from these conditions are cohesive, proteins and lignocellulosic fibers still acting respectively as binder and reinforcing fillers. Board density increases with increasingly extreme molding conditions, rising from 500 to 858 kg/m³. The mechanical properties increase at the same time (from 52 to 660 kPa for flexural strength at break, from 5.9 to 49.4 MPa for elastic modulus, from 0.5 to 7.7 kJ/m² for Charpy impact strength, and from 19.2 to 47.1 ° for Shore D surface hardness). Conversely, heat insulation properties improve with decreasing board density, and the lowest thermal conductivity (88.5 mW/m K at 25 °C) is obtained with the least dense fiberboard, produced with a 140 °C mold temperature, a 14.7 MPa pressure applied and a 40 s molding time.

A medium mold temperature (160 °C) is needed to obtain a good compromise between mechanical properties (272 kPa for flexural strength at break, 26.3 MPa for elastic modulus, 3.2 kJ/m² for Charpy impact strength, and 37.3 ° for Shore D surface hardness), and heat insulation properties (99.5 mW/m K for thermal conductivity) (Evon *et al.*, 2014). The corresponding board density is medium (687 kg/m³). And, because of its promising heat insulation properties, it could be positioned on walls and ceilings for thermal insulation of buildings. However, its insulation ability should be further improved.

A solution to improve significantly heat insulation properties of these fiberboards could be the use of natural binders, first solubilized in water and then mixed to the sunflower cake before compression molding plus drying. These external binders are with physical curing, the adhesion being achieved when water has evaporated. It then results in the appearance of bonds, usually of hydrogen type, between the biopolymer in the glue and the molecules (proteins, cellulose, hemicelluloses, etc.) contained in the materials to be joined. When used, natural binders favor both good cohesion and low density for the composite material, thus improving its thermal insulation ability. As an example, it is possible to manufacture

insulating bio-based composites according to this technique, from sunflower stalks particles and chitosan (Mati-Baouche *et al.*, 2014). And, the size grading of particles, the ratio chitosan/sunflower particles and the stress of compaction influence the thermal and mechanical properties of these new materials. Composites with a thermal conductivity of only 56 mW/m K and a maximum stress of 2 MPa are obtained with a ratio of chitosan of 4.3% (w/w) and a size grading of particles higher to 3 mm. These thermal and mechanical performances are competitive with those of other insulating bio-based materials available on the market.

This study aimed to manufacture by compression molding at ambient temperature plus drying, new thermal insulation fiberboards with improved thermal and mechanical properties, from a mixture of an external binder in water solution and cake generated during the biorefinery of sunflower whole plant in a twin-screw extruder, and to evaluate the influence of molding conditions (binder type, and binder content) on their density, mechanical (flexural properties, and Shore D surface hardness) and heat insulation properties.

2. Materials and methods

2.1 Raw material

Twin-screw extruder thermo-mechanical fractionation was applied to a batch of oleic type sunflower (*Helianthus annuus* L.) whole plant (La Toulousaine de C é r é ales, France) (Table 1), harvested at plant maturity in September, pre-dried in a ventilated oven (50 °C, 48 h) and then crushed with a hammer mill (Electra VS 1, France) through a 15 mm screen. Powdered plant moisture content (batch of 250 kg) was $7.2 \pm 0.0\%$ (French standard NF V 03-903).

2.2 Analytical methods

The moisture contents were determined according to French standard NF V 03-903. The mineral contents were determined according to French standard NF V 03-322. The oil contents were determined according to French standard NF V 03-908. The protein contents were determined according to French standard NF V 18-100. The three parietal constituents (cellulose, hemicelluloses, and lignins) were estimated using the ADF-NDF method of Van Soest & Wine (1967, 1968). Similarly, the water-soluble components were estimated by measuring the mass loss of the test sample after 1 h in boiling water. All determinations were carried out in duplicate.

Table 1. Chemical composition of the sunflower whole plant used for the experiment and of the cake obtained, after its thermo-mechanical fractionation in the Cleextral BC 45 twin-screw extruder (% of the dry matter).

Material	Sunflower whole plant	Cake
Minerals	8.01 ±0.04	7.07 ±0.04
Lipids	24.11 ±0.04	17.40 ±0.13
Proteins	11.46 ±0.20	9.01 ±0.33
Cellulose	24.81 ±0.59	30.84 ±2.92
Hemicelluloses	8.10 ±0.30	5.36 ±0.26

Lignins	10.27±0.16	15.43±2.51
Water-soluble components	18.55±0.40	12.39±0.12

2.3 Particle size distribution

A 500 g test sample mass of sunflower cake was treated in a Retsch AS 300 (Germany) vibratory sieve shaker to determine particle size distribution. Sieve acceleration was $1.5 \times g$, and sieving time 10 min. For the tapped density of the cake, the measurement used a Granuloshop Densitap ETD-20 (France) volumenometer, and the corresponding apparent density, i.e. before compaction, was determined at the same time.

2.4 Natural binders

Three different natural binders were used in this study. All three have been chosen because of their commercial availability. The first one (S) was a starch-based binder supplied by Bostik (France) with the reference number 28474, and usually used as a glue for wallpapers. Its starch content was 85%. The second one (C) was a wood glue made of 96.6% casein, and supplied by Ipharos (France) under the name COLLASEUM Caseo Bois. The third and last one (G) was a bone glue made of gelatin (purity of about 90%), supplied by Briancon Production (France), and usually used in crafts, i.e. restoration of antique furniture, marquetry, etc.

2.5 Manufacturing of natural composites

The three natural binders were first solubilized at room temperature (20 °C) for 10 min under stirring at concentrations of 5.6, 8.8, 12.5, and 16.7% (w/v) in 500 mL distilled water, respectively. Binder solutions were then mixed manually for 5 min with 250 g cake, corresponding to binder contents (w/w) of 10, 15, 20, and 25%, respectively. The mixtures were molded at room temperature (20 °C) by compression inside an aluminium mold using a 5 ton capacity hydraulic press, producing 150 mm × 150 mm fiberboards. Pressure applied and molding time were 87 kPa and 30 s, respectively. Two insulation fiberboards were manufactured for all the molding conditions tested, including binder type, and binder content (Table 2). They were dried at 80 °C using a France Etuves XL2520 (France) ventilated oven to eliminate water added for binder dissolution, and they were then equilibrated in a climatic chamber (60% RH, 25 °C) for three weeks before any analyses. A first fiberboard was used to assess mechanical properties for bending, and a second one for measuring Shore D surface hardness and heat insulation properties.

Table 2. Molding conditions for the manufacture of the twelve fiberboards.

Board	S1	S2	S3	S4	C1	C2	C3	C4	G1	G2	G3	G4
Binder type	S	S	S	S	C	C	C	C	G	G	G	G
Binder content (%)	10	15	20	25	10	15	20	25	10	15	20	25

2.6 Mechanical properties for bending

Measurement of the flexural properties of the test specimens according to French standard NF EN 310 was undertaken using an Instron 33R4204 (USA) universal testing machine fitted

with a 500 N load cell. Properties covered energy-to-break (E), breaking load (F), flexural strength at break (σ_f), and elastic modulus (E_f). An estimation of the energy-to-break for each specimen, using the area under the load deformation curve from zero to rupture, was calculated using the trapezium method. Fiberboard was equilibrated for three weeks in a climatic chamber (60% RH, 25 °C), and then 30 mm wide test specimens were cut and their thickness measured at three points and their length at two points, with a 0.01 mm resolution electronic digital sliding caliper. Thickness mean values (t) and length (l) were recorded to calculate the specimen volume, and they were all weighed to calculate mean apparent density (d). Test speed was 2 mm/min with 100 mm grip separation. All determinations were carried out four times.

2.7 Shore D surface hardness

Shore D surface hardness of the fiberboards was assessed using a Bareiss (Germany) durometer according to French standard NF EN ISO 868. All determinations were carried out 48 times (24 times for each side of the fiberboard).

2.8 Heat insulation properties

Thermal conductivity (λ) and thermal resistance (R) of fiberboards were determined at three temperatures (10 °C, 25 °C, and 40 °C) according to the ISO 8302 08-91 standard, using a Lambda-Meßtechnik GmbH Dresden EP 500 (Germany) λ -Meter hot plate apparatus. The area measured was 150 mm \times 150 mm, and because of swelling in the climatic chamber, fiberboards had to be cut before measuring to obtain the required dimensions. The difference of temperature between the two plates was 5 K. Measurements were also made with the bulk cake using a polycarbonate box 1 mm thick and 50 mm high. Here, the solid, cake particles were evenly distributed in the box, and a 'box effect' correction made on the thermal conductivity measurements. The cake was equilibrated in a climatic chamber (60% RH, 25 °C) for three weeks before being tested. Both determinations were carried out once.

2.9 Statistical analyses

Determinations were conducted two times for board moisture content, four times for flexural properties and 48 times for Shore D surface hardness, and data are expressed as means \pm standard deviations. The means were compared by the use of a single-factor analysis of variance (ANOVA) using the GLM procedure of the SAS data analysis software. The comparison between the different individual means was performed using the Duncan's multiple range test at a 5% probability level.

3. Results and discussion

3.1 Cake production by twin-screw extrusion

A Cleextral (France) BC 45 twin-screw extruder was used to conduct simultaneously at 80 °C the thermo-mechanical fractionation of whole plant and the aqueous extraction of sunflower oil, and the screw configuration was the same as that previously optimized (Evon *et al.*, 2010a). A filtrate was collected continuously from the filter section, and a cake was generated at the same time. Lipids and water-soluble components, mostly proteins but also pectins and

hemicelluloses, were partly extracted during this process. Operating conditions used for cake production were 62.5 rpm for the screw rotation speed, 5.7 kg/h for the inlet flow rate of the sunflower whole plant, and 20.2 kg/h for the inlet flow rate of the water. The flow rate of the cake was 12.1 kg/h, and its moisture content was $67.8 \pm 0.2\%$. Immediately after production of this cake, and to facilitate conservation, it was dried in a ventilated oven, and the powder produced consisted of inhomogeneous particles (Figure 1 and Figure 2), whose chemical composition is shown in Table 1. It revealed an oil content (17.4% of the dry matter) quite comparable to that of a cake used in a previous study for the manufacture of self-bonded insulating fiberboards (17.6%) (Evon *et al.*, 2014), leading to an oil extraction yield, based on the residual oil content in the cake, of $46.4 \pm 0.4\%$. The corresponding protein extraction yield, based on the residual protein content in the cake, was $41.6 \pm 2.1\%$.

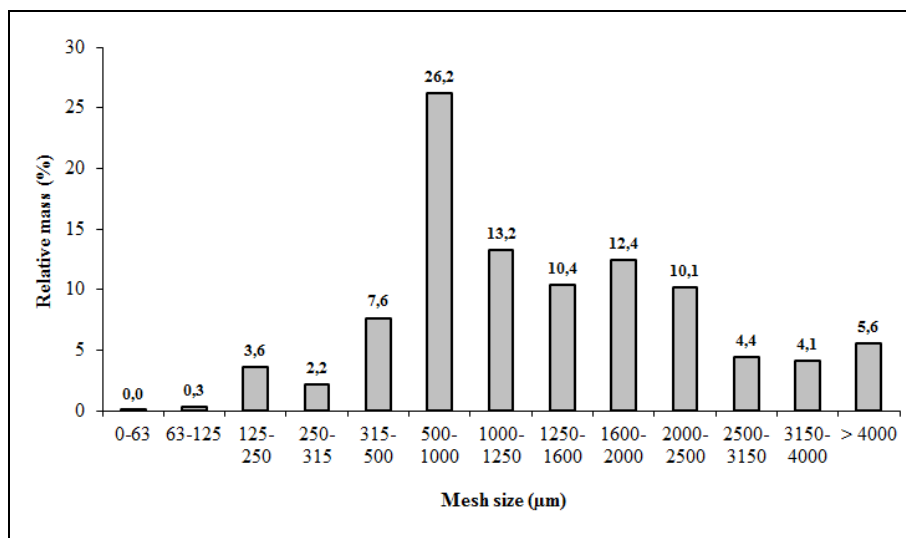


Figure 1. Particle size distribution in the cake.

Due to the fact that some lipids and proteins were partly extracted by water during the process, this meant that their residual contents in the cake decreased compared to initial whole plant values: from 24.1 to 17.4% of the dry matter, and from 11.5 to 9.0% of the dry matter, respectively (Table 1). Similarly, with hemicelluloses and water-soluble components, the same tendency was also observed: from 8.1 to 5.4% of the dry matter, and from 18.6 to 12.4% of the dry matter, respectively. On the other hand, cellulose and lignins were not extracted, because both these biopolymers are insoluble in water. Thus, in parallel, a significant increase relative to their initial values was observed: from 24.8 to 30.8% of the dry matter, and from 10.3 to 15.4% of the dry matter, respectively.

The particle size distribution inside the cake (Figure 1) revealed the presence of large particles (above 1 mm), mainly composed of lignocellulosic fibers originating essentially from the sunflower stalk and head, smaller particles (diameter between 500 and 1000 µm), and also fines (diameter inferior to 500 µm). The two last populations contained not only smaller fibers but also spherical particles, from the kernel breakdown process. And, it has to be mentioned that such continuity in particle sizes classically leads to good mechanical properties for composite materials. Apparent and tapped densities of the cake were also

measured, and they were 214.5 ± 2.7 and 233.3 ± 1.3 kg/m³, respectively. In conclusion, it was reasonable to suppose that lignocellulosic fibers would act as effective reinforcing fillers inside thermal insulation fiberboards. Moreover, because the cake oil content was higher than in previous studies (Evon *et al.*, 2010a, 2010b), residual oil in fiberboards would contribute to make them less water-sensitive and also more durable than truly deoiled agromaterials, in spite of their overall hydrophilic character.




Figure 2. Photographs of the cake (a) and of the three fiberboards with 25% binder content (b, board S4; c, board C4; d, board G4).

3.2 Influence of molding conditions on mechanical properties of fiberboards

Twelve fiberboards were manufactured using different molding conditions (Table 2 and photographs in Figure 2). Conditions included binder type, and binder content. The three different natural binders tested were a starch-based binder (S), casein (C), and gelatin (G). The binder content, in particular, varied from 10 to 25% (w/w). Compression molding was conducted at room temperature (20 °C), and the pressure applied was only 87 kPa. It was significantly lower than for other studies producing self-bonded fiberboards from sunflower cake: from 14.7 to 24.5 MPa (Evon *et al.*, 2014), up to 31.4 MPa (Evon *et al.*, 2010b), from 31.4 to 35.3 MPa (Evon *et al.*, 2012c), and from 24.5 to 49.0 MPa (Evon *et al.*, 2012b). The objective for such a choice was to minimize the density of the materials obtained, in order to manufacture fiberboards with medium-density (from 250 to 450 kg/m³). Molding time was only 30 s, which was quite similar to values used in two previous studies (30 s and 40 s) (Evon *et al.*, 2010b, 2014). Cake quantity for all the experiments was 1111 mg/cm², and this led to the manufacture of thicker fiberboards compared with other materials from sunflower cake described in previous studies (Evon *et al.*, 2010b, 2012b, 2012c, 2014): at least 34.8 mm

(and up to 40.6 mm) after climatic chamber conditioning (60% RH, 25 °C) for three weeks (Table 3).

Table 3. Mechanical properties of the twelve fiberboards manufactured by compression molding.

Board	S1	S2	S3	S4	C1	C2
Drying at 80 °C						
Term (h)	36.0	39.5	46.0	51.4	24.3	33.5
Flexural properties						
H _{FB} (%) ¹	8.0±0.0 ^{ef}	8.3±0.1 ^{cde}	8.6±0.2 ^{abc}	9.0±0.0 ^a	8.3±0.2 ^{de}	8.0±0.0 ^{ef}
t (mm)	34.8±0.5 ^f	37.1±0.6 ^d	38.7±0.7 ^c	40.6±1.2 ^a	38.3±0.8 ^c	37.3±0.5 ^d
d (kg/m ³)	338.3±7.6 ^e	346.4±6.2 ^e	357.9±10.9 ^d	375.3±14.3 ^c	266.1±4.7 ^h	339.6±2.0 ^e
E (mJ)	34.9±3.3 ^{fg}	67.4±5.3 ^e	127.3±9.9 ^d	326.1±37.0 ^b	8.3±0.7 ^g	50.6±6.0 ^{ef}
F (N)	44.8±5.3 ^f	70.7±7.7 ^e	104.0±9.2 ^d	199.3±13.6 ^c	8.9±0.7 ^g	49.0±4.0 ^{ef}
σ _f (kPa)	184.6±21.7 ^e	256.9±27.9 ^{de}	347.0±30.7 ^d	604.4±41.3 ^c	30.4±4.5 ^f	176.3±14.4 ^e
E _f (MPa)	7.0±1.2 ^e	9.9±1.3 ^d	9.5±1.3 ^d	12.9±1.4 ^c	0.8±0.1 ^f	4.8±0.3 ^e
Surface hardness						
Shore D (°)	14.5±1.2 ^{gh}	15.5±1.3 ^{fg}	18.9±1.9 ^{cd}	24.6±3.3 ^b	6.7±0.9 ⁱ	13.0±1.4 ^h
Board	C3	C4	G1	G2	G3	G4
Drying at 80 °C						
Term (h)	45.7	51.3	24.0	26.6	27.1	27.3
Flexural properties						
H _{FB} (%) ¹	8.3±0.2 ^{de}	7.8±0.2 ^f	8.8±0.2 ^{ab}	9.0±0.5 ^a	8.8±0.2 ^{ab}	8.5±0.0 ^{bcd}
t (mm)	35.8±1.0 ^e	35.5±0.9 ^e	37.2±0.6 ^d	38.5±0.6 ^c	39.9±0.6 ^b	39.6±0.3 ^b
d (kg/m ³)	394.5±10.9 ^b	439.0±14.3 ^a	254.9±4.1 ⁱ	270.8±5.2 ^h	280.9±3.9 ^g	315.1±7.8 ^f
E (mJ)	238.0±24.2 ^c	356.7±35.3 ^a	2.0±0.4 ^g	1.8±0.2 ^g	3.3±0.5 ^g	12.2±1.3 ^g
F (N)	252.5±23.9 ^b	372.0±35.7 ^a	2.8±0.3 ^g	3.0±0.4 ^g	4.8±0.8 ^g	17.6±1.4 ^g
σ _f (kPa)	987.0±93.5 ^b	1477.7±141.7 ^a	10.2±0.9 ^f	10.2±1.4 ^f	14.9±2.5 ^f	55.9±4.6 ^f
E _f (MPa)	25.6±2.0 ^b	34.4±3.7 ^a	0.3±0.1 ^f	0.5±0.0 ^f	0.5±0.2 ^f	1.8±0.2 ^f
Surface hardness						
Shore D (°)	17.9±1.4 ^{de}	20.3±2.1 ^c	4.8±0.4 ^j	13.8±1.8 ^{gh}	16.8±1.8 ^{ef}	27.4±2.3 ^a

¹ H_{FB} is the moisture content of the fiberboard (%). Fiberboards were equilibrated in a climatic chamber (60% RH, 25 °C) for three weeks before moisture measurements. Means in the same line with the same letter (a-j) are not significantly different at *P* < 0.05.

No particular problem was observed for dissolution in distilled water of the three natural binders, including the highest concentration, i.e. 16.7% (w/v). In the same way, manual mixing of binder solutions with cake plus compression molding did not reveal any difficulty for all the molding conditions tested. The twelve fiberboards manufactured were carefully removed from the aluminium mold immediately after compression molding. And, they were then dried at 80 °C using a ventilated oven to eliminate water added for binder dissolution, i.e. 500 g. The drying duration depended on both binder type and binder content, varying from 24.0 to 51.4 h (Table 3). For starch-based binder and casein, it increased linearly with binder

content: from 36.0 to 51.4 h, and from 24.3 to 51.3 h, respectively. In both cases, the increase in binder concentration in distilled water led to a significant increase in binder solution viscosity, and this contributed to slow more and more the water evaporation kinetics. Conversely, the gelatin solutions were all very fluid, including that corresponding to the highest concentration. And, this led to a slower increase in drying duration with the increase in gelatin content: from 24.0 h for board G1 to 27.3 h for board G4.

All fiberboards produced were cohesive mixtures of the natural binder and lignocellulosic fibers, in what could be considered as a natural composite. The natural binder contributed to ensure cohesion of the agromaterial, in addition to the entanglement of lignocellulosic fibers from sunflower cake also acting as reinforcement. Conditioning in the climatic chamber was conducted immediately after compression molding plus drying in order to assess the mechanical and heat insulation properties of fiberboards from equilibrated materials. And, moisture contents of equilibrated boards S1 to S4 increased progressively (from 8.0 to 9.0%) with increasing starch-based binder content, due to the natural hydrophilic character of starch (Table 3). Conversely, moisture contents of equilibrated fiberboards made from casein and gelatin were quite independent on binder content, and they were between 7.8 and 8.3%, and between 8.5 and 9.0%, respectively. And, higher moisture contents for boards G1 to G4 could be explained by their lower densities, compared to the other boards (Table 3). Indeed, during climatic chamber conditioning of fiberboards, water uptake was a little higher for these boards, due to their higher porosity.

The density of the equilibrated fiberboards was greatly affected by the molding conditions used, increasing with increasing binder content (Table 3). For boards using gelatin as binder, it varied from 255 to 315 kg/m³. And, gelatin was the natural binder producing the least dense boards of the entire study. With the starch-based binder, fiberboards obtained were denser. Indeed, board density was 338 kg/m³ for the 10% binder content (board S1), and it reached 375 kg/m³ for the 25% binder content (board S4). The increase in board density with increasing binder content was much more significant with casein, ranging from 266 kg/m³ for board C1 to 439 kg/m³ for board C4. And, even if fiberboards made with 10 and 15% casein (i.e. boards C1 and C2, respectively) were less dense than their equivalents made from the starch-based binder (i.e. boards S1 and S2, respectively), it was the opposite for the two highest binder contents tested, i.e. 20 and 25%, respectively. Indeed, for the 20% binder content, density of board C3 was 394 kg/m³ instead of 358 kg/m³ for board S3. In the same way, for the 25% binder content, board density reached 439 kg/m³ with casein (board C4), and it was only 375 kg/m³ for board S4 that was made from the starch-based binder. And, board C4 was the densest fiberboard of the entire study.

The mechanical properties of fiberboards were also clearly influenced by the molding conditions, and could be correlated to their densities. Indeed, the higher the fiberboard density, the higher its mechanical properties (Table 3). Regarding flexural properties, the energy-to-break, the breaking load, the flexural strength at break and the elastic modulus increased progressively from 2.0 to 356.7 mJ, from 2.8 to 372.0 N, from 10.2 to 1477.7 kPa, and from 0.3 to 34.4 MPa, respectively, with increasing fiberboard density (Table 3 and Figure 3). Similarly, the Shore D surface hardness increased from 4.8 to 27.4 °. Thus, the most

fragile fiberboard was also the least dense board, and it was board G1. Conversely, the densest fiberboard (C4), was also the most mechanically resistant board of the entire study.

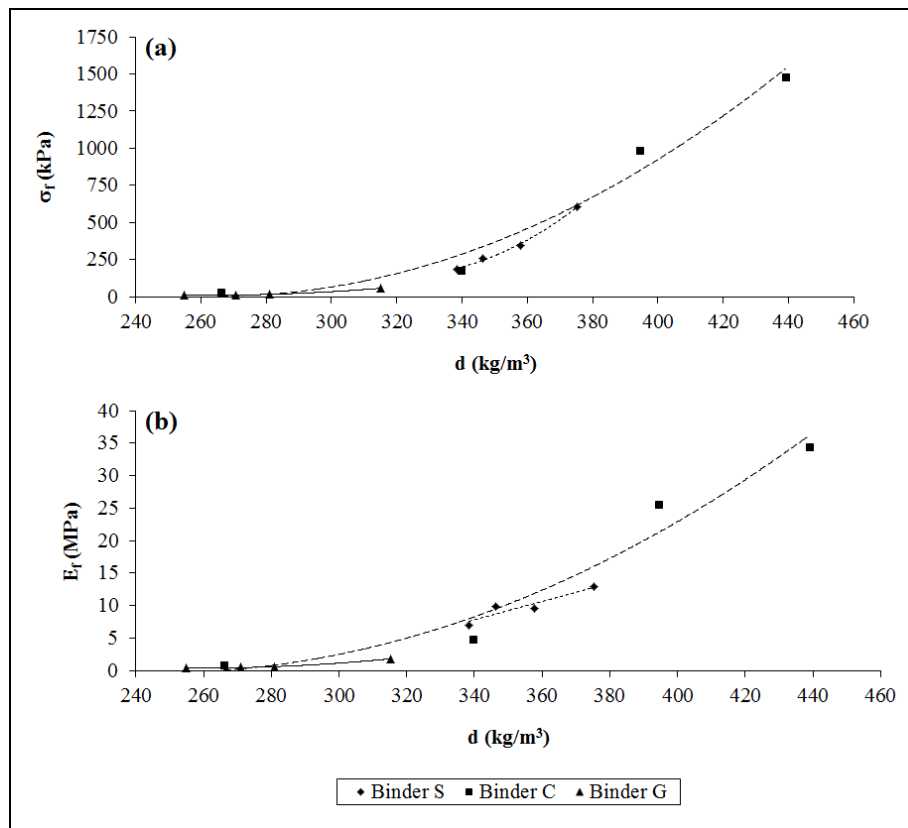


Figure 3. Flexural strength at break (a) and elastic modulus (b) of the twelve fiberboards manufactured by compression molding, as a function of their density.

In conclusion, an improvement in fiber wetting and binding efficiency was logically observed with the increase in binder content for the three natural binders tested, leading to an increase in flexural properties of fiberboards. However, gelatin revealed a very low binding ability, leading to boards G1 to G4 particularly fragile mechanically, including board G4 manufactured from the highest binder content, i.e. 25%. This was probably due to the temperature sensitivity of gelatin during water evaporation (drying at 80 °C using a ventilated oven), leading to its partial thermal degradation. Conversely, the starch-based binder and casein led to much higher mechanical properties. And, if the starch-based binder led to more mechanically resistant fiberboards for the two lowest binder contents (i.e. 10 and 15%), it was casein that generated the best mechanical properties for bending for the two highest binder contents (i.e. 20 and 25%).

3.3 Influence of molding conditions on heat insulation properties of fiberboards

The heat insulation properties of the twelve fiberboards were measured at three temperatures: 10 °C, 25 °C, and 40 °C. As generally observed for thermal insulation solids, the thermal conductivity of the twelve fiberboards tested increased with increasing temperature, with the thermal resistance logically and simultaneously decreasing (Table 4). The same tendency was also observed for measurements made on the bulk cake. Consequently, the capacity for

thermal insulation of all the materials tested, decreased noticeably with increasing temperature. The thermal conductivity of the bulk cake and of the twelve fiberboards was also clearly influenced by their density, and it tended to increase with increasing density (Figure 4a). Similar characteristics have been observed on several occasions, in particular for insulation boards made from durian peel and coconut coir (Khedari *et al.*, 2003, 2004), wastes from tissue paper manufacturing and corn peel (Lertsutthiwong *et al.*, 2008), cotton stalk fibers (Zhou *et al.*, 2010), coconut husk and bagasse (Panyakaew & Fotios, 2011), sunflower pith (Vandenbossche *et al.*, 2012), hemp fibers (Benfratello *et al.*, 2013), date palm fibers (Chikhi *et al.*, 2013), and sunflower cake from whole plant (Evon *et al.*, 2014). At the same time, the thermal resistance logically decreased (Figure 4b), and these trends were observed at all three temperatures. However, here we will focus on the 25 °C results, considered as ambient temperature.

Table 4. Thermal conductivity (λ) and thermal resistance (R) at three temperatures (10 °C, 25 °C, and 40 °C) of the bulk cake and of the twelve fiberboards manufactured by compression molding.

Board	Bulk cake	S1	S2	S3	S4	C1	C2	C3	C4
λ (mW/m K)									
10 °C	58.0	71.8	72.6	74.8	79.0	66.0	69.4	78.3	82.3
25 °C	62.0	74.4	75.7	77.6	83.4	67.6	72.1	79.1	84.8
40 °C	64.1	77.0	79.7	81.4	89.6	70.1	76.1	82.1	89.4
R (m ² K/W)									
10 °C	0.897	0.485	0.511	0.517	0.514	0.581	0.537	0.457	0.431
25 °C	0.839	0.468	0.490	0.499	0.487	0.567	0.517	0.452	0.418
40 °C	0.812	0.452	0.466	0.476	0.453	0.547	0.489	0.436	0.397

Board	G1	G2	G3	G4
λ (mW/m K)				
10 °C	62.3	66.0	66.4	68.5
25 °C	64.0	69.5	71.0	73.1
40 °C	67.0	72.3	74.6	78.1
R (m ² K/W)				
10 °C	0.598	0.584	0.601	0.578
25 °C	0.582	0.554	0.562	0.542
40 °C	0.556	0.532	0.535	0.507

Thermal conductivity was rather low for the twelve fiberboards (Table 4), due to their medium densities (from 255 to 439 kg/m³) contributing to better heat insulation properties compared with previous results obtained with denser materials from sunflower cake, i.e. self-bonded fiberboards: from 64.0 to 84.8 mW/m K for thermal conductivity at 25 °C instead of 88.5-110.5 mW/m K with board density between 500 and 858 kg/m³ (Evon *et al.*, 2014), and 103.5-135.7 mW/m K with board density between 904 and 966 kg/m³ (Evon *et al.*,

2012c). Moreover, as already mentioned, it decreased with the decrease in board density for each natural binder tested (Table 4 and Figure 4a). It was 84.8 mW/m K for the most dense (439 kg/m³) fiberboard of the entire study, i.e. board C4, and only 64.0 mW/m K for the least dense one (255 kg/m³), i.e. board G1. The increase in porosity within the boards thus improved their thermal insulation capacity, and such values were in line with the thermal conductivities of other experimental medium-density insulation boards, made from coconut husk (Panyakaew & Fotios, 2011), cotton stalk fibers (Zhou *et al.*, 2010) or hemp fibers (Benfratello *et al.*, 2013), and considered as viable options for use in building insulation: 46-68 mW/m K (250-350 kg/m³ for board densities), 81.5 mW/m K (450 kg/m³ for board density) and 89.9-107.9 mW/m K (369-475 kg/m³ for board densities), respectively. At the same time, the thermal resistance varied from 0.418 to 0.582 m² K/W (Table 4 and Figure 4b).

Because the heat insulation properties of the fiberboards improved with decreasing density (Figure 4), the fiberboard with the weakest thermal conductivity (board G1) also corresponded to the most fragile insulation board (Table 3). Conversely, the most conductive fiberboard (board C4) was also the most mechanically resistant insulation board. Consequently, the medium density (358 kg/m³) fiberboard from trial S3, i.e. the board containing 20% starch-based binder, was a good compromise between mechanical properties (127 mJ for energy-to-break, 104 N for breaking load, 347 kPa for flexural strength at break, 9.5 MPa for elastic modulus, and 18.9° for Shore D surface hardness) and those for heat insulation (77.6 mW/m K for thermal conductivity at 25 °C, and 0.499 m² K/W for the corresponding thermal resistance). And, both properties were significantly improved compared with those obtained in a previous study for the optimal self-bonded insulating board also made from sunflower cake (15 mJ for energy-to-break, 12 N for breaking load, 272 kPa for flexural strength at break, 99.5 mW/m K for thermal conductivity, and 0.161 m² K/W for the corresponding thermal resistance) (Evon *et al.*, 2014). Fitted on walls and ceilings, this optimal fiberboard (board S3) could be used for the thermal insulation of buildings, even if it revealed much more important thermal conductivity compared with conventional materials like expanded polystyrene (37.4 mW/m K), rock wool (35.6 mW/m K), or glass wool (35.4 mW/m K) (Vandenbossche *et al.*, 2012). Measurements made on the bulk cake indicated that it was an even better insulation material (only 62.0 mW/m K for thermal conductivity at 25 °C, and 0.839 m² K/W for thermal resistance) (Table 4), which was certainly due to its very low bulk density (215 kg/m³) and to its porous structure. It also would be suitable for the thermal insulation of houses as loose fill in attic spaces.

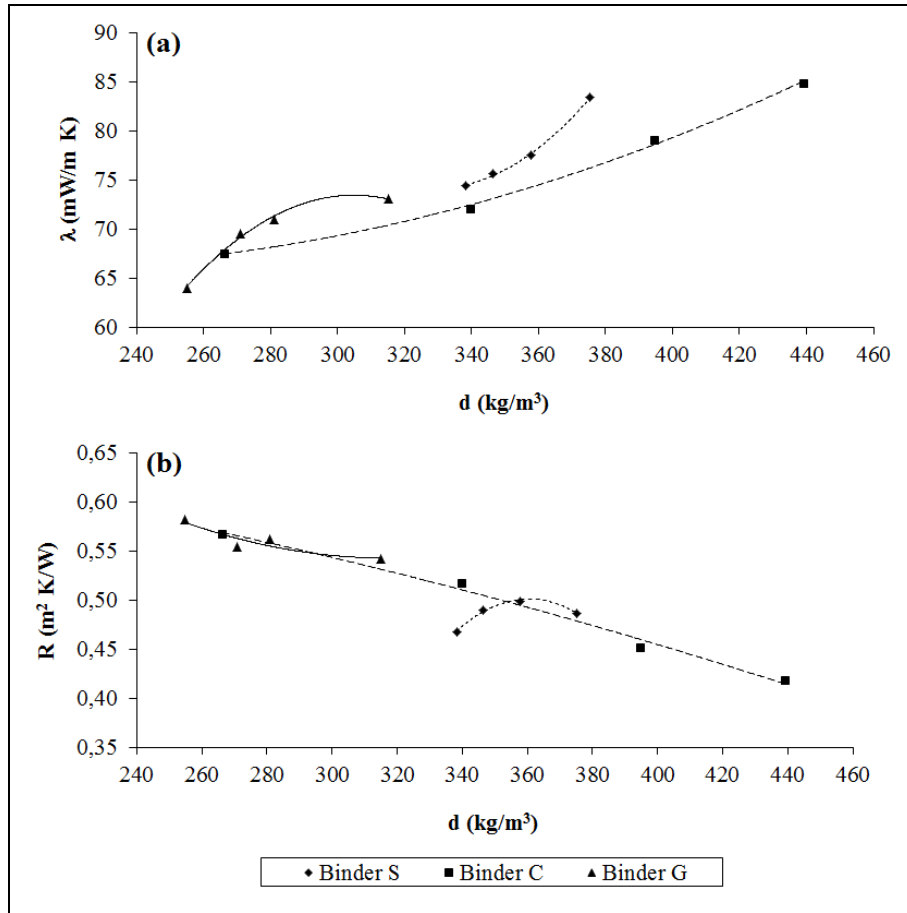


Figure 4. Thermal conductivity (a) and thermal resistance (b) at 25 °C of the twelve fiberboards manufactured by compression molding, as a function of their density.

To conclude, the optimal fiberboard, i.e. board S3, was a natural composite material like all the others, and the external binders used contributed to obtain panels with good cohesion and at the same time with lower density compared with a previous study (Evon *et al.*, 2014), thus contributing to better heat insulation properties. Moreover, the reinforcing fibers inside these panels originated essentially from sunflower stalks and heads, and these fibers are not now commercially available, the sunflower harvest concerning only the seeds. However, their promising ability for both reinforcement of composite materials and thermal insulation could, in the future, justify their harvest in the field at the same time as the seeds. Which in turn could generate an additional source of income for farmers.

4. Conclusion

New thermal insulation fiberboards were manufactured from a cake generated during the biorefinery of sunflower whole plant using a twin-screw extruder. All fiberboards were cohesive mixtures of an external natural binder and fibers from the cake. The binder contributed to ensure the board cohesion, and entanglement of fibers also acted as reinforcement. The molding conditions, i.e. binder type and binder content, had an important influence on board density and on mechanical and heat insulation properties. The density of the insulation materials varied from 255 to 439 kg/m³. The heat insulation properties

improved with decreasing density. The board containing 20% starch-based binder (358 kg/m³ density) was a good compromise between mechanical and heat insulation properties. Thus, positioned on walls and ceilings, it could be used as thermal insulation in the construction industry. The heat insulation capacity of the bulk cake was even better. It also would be suitable for the thermal insulation of houses when used as loose fill in attic spaces.

References

- Alavez-Ramirez, R., Chiñas-Castillo, F., Morales-Dominguez, V. J., & Ortiz-Guzman, M. (2012). Thermal conductivity of coconut fibre filled ferrocement sandwich panels. *Construction and Building Materials*, 37, 425-431. <http://dx.doi.org/10.1016/j.conbuildmat.2012.07.053>
- Ardente, F., Beccali, M., Cellura, M., & Mistretta, M. (2008). Building energy performance: A LCA case study of kenaf-fibres insulation board. *Energy and Buildings*, 40, 1-10. <http://dx.doi.org/10.1016/j.enbuild.2006.12.009>
- Benfratello, S., Capitano, C., Peri, G., Rizzo, G., Scaccianoce, G., & Sorrentino, G. (2013). Thermal and structural properties of a hemp-lime biocomposite. *Construction and Building Materials*, 48, 745-754. <http://dx.doi.org/10.1016/j.conbuildmat.2013.07.096>
- Chikhi, M., Agoudjil, B., Boudenne, A., & Gherabli, A. (2013). Experimental investigation of new biocomposite with low cost for thermal insulation. *Energy and Buildings*, 66, 267-273. <http://dx.doi.org/10.1016/j.enbuild.2013.07.019>
- Evon, P., Vandenbossche, V., Pontalier, P. Y., & Rigal, L. (2010a). The twin-screw extrusion technology, an original and powerful solution for the biorefinery of sunflower whole plant. *Oléagineux Corps gras Lipides*, 17, 404-417. <http://dx.doi.org/10.1051/ocl.2010.0339>
- Evon, P., Vandenbossche, V., Pontalier, P. Y., & Rigal, L. (2010b). Thermo-mechanical behaviour of the raffinate resulting from the aqueous extraction of sunflower whole plant in twin-screw extruder: manufacturing of biodegradable agromaterials by thermopressing. *Advanced Materials Research*, 112, 63-72. <http://dx.doi.org/10.4028/www.scientific.net/AMR.112.63>
- Evon, P., Rigal, L., Pontalier, P. Y., & Vandenbossche, V. (2012a). Procédé de fabrication d'un matériau solide à partir d'une plante oléagineuse et matériau solide obtenu. *French Patent FR 2 967 689*.
- Evon, P., Vandenbossche, V., & Rigal, L. (2012b). Thermo-pressing of cake meal from sunflower whole plant, one only operation for two actions: expression of residual oil and molding of biodegradable agromaterials. In: *Proceedings of the 18th International Sunflower Conference*. Mar del Plata, Argentina; pp. 937-942.
- Evon, P., Vandenbossche, V., & Rigal, L. (2012c). Manufacturing of renewable and biodegradable fiberboards from cake generated during biorefinery of sunflower whole plant in twin-screw extruder: Influence of thermo-pressing conditions. *Polymer Degradation and Stability*, 97, 1940-1947. <http://dx.doi.org/10.1016/j.polymdegradstab.2012.01.025>
- Evon, P., Vandenbossche, V., Pontalier, P. Y., & Rigal, L. (2014). New thermal insulation fiberboards from cake generated during biorefinery of sunflower whole plant in a twin-screw extruder. *Industrial Crops and Products*, 52, 354-362. <http://dx.doi.org/10.1016/j.indcrop.2013.10.049>

Evon, P., Vinet, J., Labonne, L., & Rigal, L. (2015). Influence of thermo-pressing conditions on the mechanical properties of biodegradable fiberboards made from a deoiled sunflower cake. *Industrial Crops and Products*, 65, 117-126.

<http://dx.doi.org/10.1016/j.indcrop.2014.11.036>

Khedari, J., Charoenvai, S., & Hirunlabh, J. (2003). New insulating particleboards from durian peel and coconut coir. *Building and Environment*, 38, 435-441.

[http://dx.doi.org/10.1016/S0360-1323\(02\)00030-6](http://dx.doi.org/10.1016/S0360-1323(02)00030-6)

Khedari, J., Nankongnab, N., Hirunlabh, J., & Teekasap, S. (2004). New low-cost insulation particleboards from mixture of durian peel and coconut coir. *Building and Environment*, 39, 59-65. <http://dx.doi.org/10.1016/j.buildenv.2003.08.001>

Korjenic, A., Petr ánek, V., Zach, J., & Hroudov á J. (2011). Development and performance evaluation of natural thermal-insulation materials composed of renewable resources. *Energy and Buildings*, 43, 2518-2523. <http://dx.doi.org/10.1016/j.enbuild.2011.06.012>

Kym älänen, H. R., & Sjöberg, A. M. (2008). Flax and hemp fibres as raw materials for thermal insulations. *Building and Environment*, 43, 1261-1269.

<http://dx.doi.org/10.1016/j.buildenv.2007.03.006>

Lertsutthiwong, P., Khunthon, S., Siralertmukul, K., Noomun, K., & Chandkrachang, S. (2008). New insulating particleboards prepared from mixture of solid wastes from tissue paper manufacturing and corn peel. *Bioresource Technology*, 99, 4841-4845.

<http://dx.doi.org/10.1016/j.biortech.2007.09.051>

Mati-Baouche, N., De Baynast, H., Lebert, A., Sun, S., Lopez-Mingo, C. J. S., Leclaire, P., & Michaud, P. (2014). Mechanical, thermal and acoustical characterizations of an insulating bio-based composite made from sunflower stalks particles and chitosan. *Industrial Crops and Products*, 58, 244-250. <http://dx.doi.org/10.1016/j.indcrop.2014.04.022>

Nicolajsen A. (2005). Thermal transmittance of a cellulose loose-fill insulation material. *Building and Environment*, 40, 907-914. <http://dx.doi.org/10.1016/j.buildenv.2004.08.025>

Paiva, A., Pereira, S., Sá A., Cruz, D., Varum, H., & Pinto, J. (2012). A contribution to the thermal insulation performance characterization of corn cob particleboards. *Energy and Buildings*, 45, 274-279. <http://dx.doi.org/10.1016/j.enbuild.2011.11.019>

Panyakaew, S., & Fotios, S. (2011). New thermal insulation boards made from coconut husk and bagasse. *Energy and Buildings*, 43, 1732-1739.

<http://dx.doi.org/10.1016/j.enbuild.2011.03.015>

Pinto, J., Paiva, A., Varum, H., Costa, A., Cruz, D., Pereira, S., Fernandes, L., Tavares, P., & Agarwal, J. (2011). Corn's cob as a potential ecological thermal insulation material. *Energy and Buildings*, 43, 1985-1990. <http://dx.doi.org/10.1016/j.enbuild.2011.04.004>

Saiah, R., Perrin, B., & Rigal, L. (2010). Improvement of thermal properties of fired clays by introduction of vegetable matter. *Journal of Building Physics*, 34, 124-142.

<http://dx.doi.org/10.1177/1744259109360059>

Sampathrajan, A., Vijayaraghavan, N. C., & Swaminathan, K. R. (1992). Mechanical and thermal properties of particle boards made from farm residues. *Bioresource Technology*, 40, 249-251. [http://dx.doi.org/10.1016/0960-8524\(92\)90151-M](http://dx.doi.org/10.1016/0960-8524(92)90151-M)

Van Soest, P. J., & Wine, R. H. (1967). Use of detergents in the analysis of fibrous feeds. IV. Determination of plant cell wall constituents. *Journal of AOAC International*, 50, 50-55.

Van Soest, P. J., & Wine, R. H. (1968). Determination of lignin and cellulose in acid detergent fiber with permanganate. *Journal of AOAC International*, 51, 780-784.

Vandenbossche, V., Rigal, L., Saiah, R., & Perrin, B. (2012). New agro-materials with thermal insulation properties. In: *Proceedings of the 18th International Sunflower Conference. Mar del Plata, Argentina*; pp. 949-954.

Zhou, X. Y., Zheng, F., Li, H. G., & Lu, C. L. (2010). An environment-friendly thermal insulation material from cotton stalk fibers. *Energy and Buildings*, 42, 1070-1074.

<http://dx.doi.org/10.1016/j.enbuild.2010.01.020>