



Replacement Parts List No. 770403200  
Revision B 06/2017

**DAIKIN  
McQUAY®**

**McQuay**  
Air Conditioning

**AAF**  
Air Conditioning

**Remington**  
Air Conditioning

**CLIMATE CONTROL**  
A UNIT OF SNYDER GENERAL CORPORATION



**AAF** American Air Filter  
BETTER AIR IS OUR BUSINESS

**SINGER**  
CLIMATE CONTROL DIVISION

**Westinghouse**   
AIR CONDITIONING DIVISION • STAUNTON, VIRGINIA



**McQuay**  
Climate Control

**Packaged Rooftop**

**EPGHA, PGHA**  
060

Last Manufactured: 1996

# Contents

Parts List Revision History ..... 3

Nomenclature

    Part Number Conversion Notes ..... 4

Unit Assembly

    Diagram ..... 5

    Components..... 6 - 9

## Parts List Revision History

[illegible]

## Part Number Conversion Notes

### Note:

There are a number of historical brands still supported by Daikin's parts group. Each of these brands had their own part numbering systems, which were standardized in the 1990s. There are however, some older RPLs that list parts in their original format.

The part numbers in this RPL are in the original Climate Control brand formats, and can be converted to the standardized format by:

1. 8 digit number with dash. Drop the dash & add '000' at the beginning.

Example:

- a. Climate Control PN 1223-200; becomes Daikin PN 0001223200.

2. 7 digit number with no dash. Add '000' at the beginning.

Example:

- a. Climate Control PN 2933355; becomes Daikin PN 000293355.

3. 8 digit number with no dash. Add '00' to the beginning.

Example:


- a. Climate Control PN 2456789; becomes Daikin PN 002456789.

4. 9 digit number. Add '0' at the beginning.

Example:






- a. Climate Control PN 221010082; becomes Daikin PN 0221010082.

# Unit Assembly Diagram



## SHEET METAL IDENTIFICATION

- A TOP PANEL—CONDENSER
- B TOP PANEL—HEAT EXCHANGER
- C COMPRESSOR ACCESS PANEL
- D FRONT RIGHT HAND PANEL
- E BLOWER ACCESS PANEL
- F BURNER ACCESS PANEL (UPPER)
- G BURNER ACCESS PANEL (LOWER)
- H BLOWER MOTOR BRACKET ASSEMBLY
- J CONDENSER MOTOR BRACKET ASSEMBLY



# Unit Assembly Components

## MODEL DESIGNATION

MODEL NUMBER	COOLING CAPACITY	HEATING CAPACITY INPUT	VOLTAGE		
			208/230 1 PH	208/230 3 PH	460 3 PH
PGHA 042G075-IN*	44,000	75,000	X		
PGHA 042G100-IN		100,000	X		
PGHA 042G125-IN		125,000	X		
PGHA 042H075-IN	44,000	75,000		X	
PGHA 042H125-IN		125,000		X	
PGHA 048G075-IN	48,000	75,000	X		
PGHA 048G100-IN		100,000	X		
PGHA 048G125-IN		125,000	X		
PGHA 048H075-IN	48,000	75,000		X	
PGHA 048H125-IN		125,000		X	
PGHA 048F075-IN	48,000	75,000			X
PGHA 048F125-IN		125,000			X
PGHA 060G075-IN	61,000	75,000	X		
PGHA 060G100-IN		100,000	X		
PGHA 060G125-IN		125,000	X		
PGHA 060G150-IN		150,000	X		
PGHA 060H075-IN	61,000	75,000		X	
PGHA 060H125-IN		125,000		X	
PGHA 060H150-IN		150,000		X	
PGHA 060F075-IN	61,000	75,000			X
PGHA 060F125-IN		125,000			X
PGHA 060F150-IN		150,000			X

\*"IN" INDICATES-ELECTRIC IGNITION FOR NATURAL GAS

"IP" INDICATES-ELECTRIC IGNITION FOR LP GAS

"IM" INDICATES-ELECTRIC IGNITION FOR NO<sub>x</sub> BURNERS

# Unit Assembly Components

## PARTS REPLACEMENT GUIDE

5 TON 1 PHASE

	DESCRIPTION	MANUFACTURER'S NAME	MANUFACTURER'S PART NUMBER	208/230V-1PH			
				060G075	060G100	060G125	060G150
1	COMPRESSOR	TECUMSEH	AG5553G	1220178	1220178	1220178	1220178
	COMPRESSOR	COPELAND	CRP10450PFV	1222500	1222500	1222500	1222500
	COMPRESSOR	BRISTOL	H23A563ABCA	1223510	1223510	1223510	1223510
	COMP. MTG. KIT	TECUMSEH	—	(4)1225687	(4)1225687	(4)1225687	(4)1225687
	COMP. MTG. KIT-GROMMET	COPELAND	027-0167-00	(4)1225648	(4)1225648	(4)1225648	(4)1225648
	COMP. MTG. KIT-SLEEVE	COPELAND	028-0188-02	(4)1225646	(4)1225646	(4)1225646	(4)1225646
	COMP. MTG. KIT-GROMMET	BRISTOL	236201	(4)1225678	(4)1225678	(4)1225678	(4)1225678
	COMP. MTG. KIT-SLEEVE	BRISTOL	236400	(4)1225679	(4)1225679	(4)1225679	(4)1225679
2	RAIN SHIELD	—	—	2326720	2326720	2326720	2326720
3	FAN BLADE-CONDENSER	LAU 24° x 27° x 2BLCCW	SH2427	2325306	2325306	2325306	2325306
4	CONTACTOR (Before P40)	ELMWOOD 35A 2P	30F0-20FS	1280460	1280460	1280460	1280460
	CONTACTOR (After P40)	ESSEX 35A1P	112-431501AA	1280007	1280007	1280007	1280007
5	CAPACITOR-COND. FAN MOTOR	—	5MFD/370V	1200010	1200010	1200010	1200010
6	CAPACITOR-BLOWER MOTOR	—	10MFD/370V	1200026	1200026	1200026	1200026
7	RUN CAPACITOR-TECUMSEH	—	70MFD/370V	1200710	1200710	1200710	1200710
	RUN CAPACITOR-COPELAND	—	45MFD/440V	1200665	1200665	1200665	1200665
	RUN CAPACITOR-BRISTOL	—	55MFD/440V	1200685	1200685	1200685	1200685
8	HEATING RELAY	ESSEX	134-22803-301A	1420855	1420855	1420855	1420855
9	BLOWER RELAY	ESSEX	134-22803-301A	1420855	1420855	1420855	1420855
10	TRANSFORMER 230/24V	PROD. UNLIMITED	4000-09E07522	1540372	1540372	1540372	1540372
11	CONDENSER FAN MOTOR 1/3 HP	A.O. SMITH	323P567	1077661	1077661	1077661	1077661
12	BLOWER MOTOR 3/4 HP	EMERSON	KA55HXEN2159	1079623	1079623	1079623	1079623
13	BLOWER WHEEL 11.8 x 10.6 x 1/2 CCW	LAU	DIRECT DRIVE	2120191	2120191	2120191	2120191
14	START ASSIST PTCR	SPRAGUE	305C11	1201912	1201912	1201912	1201912
15	AUX. LIMIT	THERMO-DISC	60T11-L1302	1320533	1320533	1320533	1320533
16	FAN & LIMIT CONTROL	HONEYWELL 11" INSERTION	L4064T-1947	1300159	1300159	1300159	1300159
17	SPARK IGNITOR/SENSOR	FENWALL 3 TRIES	22-100000-630	1380667	1380667	1380667	1380667
18	IGNITION SYSTEM CONTROL	FENWALL 3 TRIES	05296466-151	1380668	1380668	1380668	1380668
19	POWER VENT ASSY. (INCLUDES): POWER VENT WHEEL	SWIFT	S-47-15	1708513	1708513	1708513	1708513
	POWER VENT MOTOR	FASCO	7121-7685	1708522	1708522	1708522	1708522
	HOUSING	DE-STA-CO	C380	1708514	1708514	1708514	1708514
20	VALVE (NAT.)	WHITE-RODGERS	36C74219	1585961	1585961	1585961	1585961
	VALVE (NAT.) (ALT.)	ESSEX	345HSPR	1585958	1585958	1585958	1585958
	VALVE (LPG.)	WHITE-RODGERS	36C74220	1585962	1585962	1585962	1585962
	VALVE (NAT.) (After S49)	WHITE-RODGERS	36E36-244	1585980	1585980	1585980	1585980
	VALVE (LPG.) (After S49)	WHITE-RODGERS	36E36-245	1585981	1585981	1585981	1585981
	ORIFICES (NAT.) #42 (Before P19)	—	42 DRILL	(3)2700399	(4)2700399	(5)2700399	(6)2700399
	ORIFICES (NAT.) #41 (After P19)	—	41 DRILL	(3)2700818	(4)2700818	(5)2700818	(6)2700818
	ORIFICES (LPG.) #53	—	53 DRILL	(3)2700296	(4)2700296	(5)2700296	(6)2700296
21	MANIFOLD	—	—	2710877	2710878	2710879	2710880
	MANIFOLD (After S49)	—	—	2710004	2710005	2710006	2710007
22	SPRING-ORIFICE RETAINER	—	—	(3)2344227	(4)2344227	(5)2344227	(6)2344227
23	BURNER ASSY. W/OUT BRACKET (Before P23)	—	—	(2)2145701	(3)2145701	(4)2145701	(5)2145701
	BURNER WITH BRACKET (Before P25)	—	—	2145705	2145705	2145705	2145705
	BURNER ASSY. W/OUT BRACKET (GANG) (After P23)	—	—	—	2145709	2145709	2145710
	BURNER WITH BRACKET (GANG) (After P23)	—	—	0553010114	0553010115	0553010116	0553010116
	BURNER ASSY. (NO <sub>x</sub> ) W/OUT BRACKET	—	—	—	0553010121	0553010121	0553010122
	BURNER ASSY. (NO <sub>x</sub> ) WITH BRACKET	—	—	0553010119	0553010118	0553010120	0553010120
*24	HEAT EXCHANGER	—	—	0231010070	0231010071	0231010072	0231010073
*	CONDENSER COIL KIT	—	—	8P09004	8P09004	8P09004	8P09004
*	FLAME SAFETY SWITCH	—	—	1320443	1320443	1320443	1320443

\* HIDDEN FROM VIEW-NOT SHOWN.

( ) PARENTHESIS IN FRONT OF NUMBER INDICATES REQUIRED NUMBER OVER ONE.



# Unit Assembly Components

## PARTS REPLACEMENT GUIDE

5 TON 3 PHASE

	DESCRIPTION	MANUFACTURER'S NAME	MANUFACTURER'S PART NUMBER	208/230V-3PH			
				060H075	060H100	060H125	060H150
1	COMPRESSOR	TECUMSEH	AG5553H	1220179	1220179	1220179	1220179
	COMPRESSOR	BRISTOL	H23A563DBDA	1223511	1223511	1223511	1223511
	COMP. MTG. KIT	TECUMSEH	—	(4)1225687	(4)1225687	(4)1225687	(4)1225687
	COMP. MTG. KIT-GROMMET	BRISTOL	236201	(4)1225678	(4)1225678	(4)1225678	(4)1225678
	COMP.MTG. KIT-SLEEVE	BRISTOL	236400	(4)1225679	(4)1225679	(4)1225679	(4)1225679
2	RAIN SHIELD	—	—	2326720	2326720	2326720	2326720
3	FAN BLADE-CONDENSER	LAU 24° x 27° x 2BLCCW	SH2427	2325306	2325306	2325306	2325306
4	CONTACTOR	ELMWOOD 30A 3P	30F0-30FS	1280465	1280465	1280465	1280465
5	CAPACITOR-COND. FAN MOTOR	—	5MFD/370V	1200010	1200010	1200010	1200010
6	CAPACITOR-BLOWER MOTOR	—	10MFD/370V	1200026	1200026	1200026	1200026
8	HEATING RELAY	ESSEX	134-22803-301A	1420855	1420855	1420855	1420855
9	BLOWER RELAY	ESSEX	134-22803-301A	1420855	1420855	1420855	1420855
10	TRANSFORMER 230/24V	PROD. UNLIMITED	4000-09E07522	1540372	1540372	1540372	1540372
11	CONDENSER FAN MOTOR 1/3 HP	A.O. SMITH	323P567	1077661	1077661	1077661	1077661
12	BLOWER MOTOR 3/4 HP	EMERSON	KA55HXHEN2159	1079623	1079623	1079623	1079623
13	BLOWER WHEEL 11.8 x 10.6 x 1/2 CCW	LAU	DIRECT DRIVE	2120191	2120191	2120191	2120191
15	AUX. LIMIT	THERMO-DISC	60T11-L13-02	1320533	1320533	1320533	1320533
16	FAN & LIMIT CONTROL	HONEYWELL 11" INSERTION	L406T-1947	1300159	1300159	1300159	1300159
17	SPARK IGNITOR/SENSOR	FENWALL 3 TRIES	22-100000-630	1380667	1380667	1380667	1380667
18	IGNITION SYSTEM CONTROL	FENWALL 3 TRIES	05-296466-151	1380668	1380668	1380668	1380668
19	POWER VENT ASSY. (INCLUDES): POWER VENT WHEEL	SWIFT	S-47-15	1708513	1708513	1708513	1708513
	POWER VENT MOTOR	FASCO	7121-7685	1708522	1708522	1708522	1708522
	HOUSING	DE-STA-CO	C380	1708514	1708514	1708514	1708514
20	VALVE (NAT.)	WHITE-RODGERS	36C74-219	1585961	1585961	1585961	1585961
	VALVE (NAT.) (ALT.)	ESSEX	345HSPR	1585958	1585958	1585958	1585958
	VALVE (LPG.)	WHITE-RODGERS	36C-74-220	1585962	1585962	1585962	1585962
	VALVE (NAT.) (After S49)	WHITE-RODGERS	36E36-244	1585980	1585980	1585980	1585980
	VALVE (LPG.) (After S49)	WHITE-RODGERS	36E36-245	1585981	1585981	1585981	1585981
	ORIFICE (NAT.) #42 (Before P19)	—	42 DRILL	(3)2700399	(4)2700399	(5)2700399	(6)2700399
	ORIFICE (NAT.) #41 (After P19)	—	41 DRILL	(3)2700818	(4)2700818	(5)2700818	(6)2700818
	ORIFICES (LPG.) #53	—	53 DRILL	(3)2700296	(4)2700296	(5)2700296	(6)2700296
21	MANIFOLD	—	—	2710877	2710878	2710879	2710880
	MANIFOLD (After S49)	—	—	2710004	2710005	2710006	2710007
22	SPRING-ORIFICE RETAINER	—	—	(3)2344227	(4)2344227	(5)2344227	(6)2344227
23	BURNER ASSY. W/OUT BRACKET (Before P23)	—	—	(2)2145701	(3)2145701	(4)2145701	(5)2145701
	BURNER WITH BRACKET (Before P23)	—	—	2145705	2145705	2145705	2145705
	BURNER ASSY. W/OUT BRACKET (GANG) (After P23)	—	—	—	2145709	2145709	2145710
	BURNER ASSY. WITH BRACKET (GANG)	—	—	0553010114	0553010115	0553010116	0553010116
	BURNER ASSY. (NO <sub>x</sub> ) W/OUT BRACKET	—	—	—	0553010121	0553010121	0553010122
	BURNER ASSY. (NO <sub>x</sub> ) WITH BRACKET	—	—	0553010119	0553010118	0553010120	0553010120
*24	HEAT EXCHANGER	—	—	0231010070	0231010071	0231010072	0231010073
*	CONDENSER COIL KIT	—	—	8P09004	8P09004	8P09004	8P09004
*	FLAME SAFETY SWITCH	—	—	1320443	1320443	1320443	1320443

\*HIDDEN FROM VIEW-NOT SHOWN.

( ) PARENTHESIS IN FRONT OF NUMBER INDICATES REQUIRED NUMBER OVER ONE.



# Unit Assembly Components

## PARTS REPLACEMENT GUIDE

5 TON 460-3 PHASE

	DESCRIPTION	MANUFACTURER'S NAME	MANUFACTURER'S PART NUMBER	208/230V-3 PH			
				060F075	060F100	060F125	060F150
1	COMPRESSOR	TECUMSEH	AH55534	1220180	1220180	1220180	1220180
	COMPRESSOR	BRISTOL	H23A563DBEA	1223512	1223512	1223512	1223512
	COMP. MTG. KIT	TECUMSEH	—	(4)1225687	(4)1225687	(4)1225687	(4)1225687
	COMP. MTG. KIT GROMMET	BRISTOL	236201	(4)1225678	(4)1225678	(4)1225678	(4)1225678
	COMP. MTG. KIT SLEEVE	BRISTOL	236400	(4)1225679	(4)1225679	(4)1225679	(4)1225679
2	RAIN SHIELD	—	—	2326720	2326720	2326720	2326720
3	FAN BLADE-CONDENSER	LAU 24° x 27° x 2BLCCW	SH2427	2325306	2325306	2325306	2325306
4	CONTACTOR	—	30F0-30FS	1280465	1280465	1280465	1280465
5	CAPACITOR-COND. FAN MOTOR	—	5MFD/370V	1200010	1200010	1200010	1200010
6	CAPACITOR-BLOWER MOTOR	—	10MFD/370V	1200026	1200026	1200026	1200026
8	HEATING RELAY	ESSEX	91-102006-11058	1420760	1420760	1420760	1420760
9	BLOWER RELAY	ESSEX	91-122006-11058	(2)1420765	(2)1420765	(2)1420765	(2)1420765
10	TRANSFORMER 460/24V	WHITE RODGERS	S84J420	1540426	1540426	1540426	1540426
	TRANSFORMER 460/230V	ACME	T53006	1540980	1540980	1540980	1540980
11	CONDENSER FAN MOTOR 1/4 HP	FASCO	7126-1849	1096694	1096694	1096694	1096694
12	BLOWER MOTOR 3/4 HP	EMERSON	K55LSR6089	1099620	1099620	1099620	1099620
13	BLOWER WHEEL 11.8 x 10.6 x 1/2 CCW	LAU	DIRECT DRIVE	2120191	2120191	2120191	2120191
15	AUX. LIMIT	THERMO-DISC	60T11-L130-2	1320533	1320533	1320533	1320533
16	FAN & LIMIT CONTROL	HONEYWELL 11" INSERTION	L4064T-1947	1300159	1300159	1300159	1300159
17	SPARK IGNITOR/SENSOR	FENWALL 3 TRIES	22-100000-630	1380667	1380667	1380667	1380667
18	IGNITION SYSTEM CONTROL	FENWALL 3 TRIES	05-296446-151	1380668	1380668	1380668	1380668
19	POWER VENT ASSY. (INCLUDES): POWER VENT WHEEL	SWIFT	S-47-15	1708513	1708513	1708513	1708513
	POWER VENT MOTOR	FASCO	7121-7685	1708522	1708522	1708522	1708522
	HOUSING	DE-STA-CO	C380	1708514	1708514	1708514	1708514
20	VALVE (NAT.)	WHITE-RODGERS	36C-74-219	1585961	1585961	1585961	1585961
	VALVE (NAT.) (ALT.)	ESSEX	345HSPR	1585958	1585958	1585958	1585958
	VALVE (LPG.)	WHITE-RODGERS	36C-74-220	1585962	1585962	1585962	1585962
	VALVE (NAT.) (After S49)	WHITE-RODGERS	36E36-244	1585980	1585980	1585980	1585980
	VALVE (LPG.) (After S49)	WHITE-RODGERS	36E36-245	1585981	1585981	1585981	1585981
	ORIFICES (NAT.) #42 (Before P19)	—	42 DRILL	(3)2700399	(4)2700399	(5)2700399	(6)2700399
	ORIFICES (NAT.) #41 (After P19)	—	41 DRILL	(3)2700818	(4)2700818	(5)2700818	(6)2700818
	ORIFICES (LPG.) #53	—	53 DRILL	(3)2700296	(4)2700296	(5)2700296	(6)2700296
21	MANIFOLD	—	—	2710877	2710878	2710879	2710880
	MANIFOLD (After S49)	—	—	2710004	2710005	2710006	2710007
22	SPRING-ORIFICE RETAINER	—	—	(3)2344227	(4)2344227	(5)2344227	(6)2344227
23	BURNER ASSY. W/OUT BRACKET (Before P23)	—	—	(2)2145701	(3)2145701	(4)2145701	(5)2145701
	BURNER WITH BRACKET (Before P23)	—	—	2145705	2145705	2145705	2145705
	BURNER ASSY. W/OUT BRACKET (GANG) (After P23)	—	—	—	2145709	2145709	2145709
	BURNER WITH BRACKET (GANG) (After P23)	—	—	0553010114	0553010115	0553010116	0553010116
	BURNER ASSY. (NO <sub>x</sub> ) W/OUT BRACKET	—	—	—	0553010121	0553010121	0553010122
	BURNER ASSY. (NO <sub>x</sub> ) WITH BRACKET	—	—	0553010119	0553010118	0553010120	0553010120
*24	HEAT EXCHANGER	—	—	0231010070	0231010071	0231010072	0231010073
*	CONDENSER COIL KIT	—	—	8P09004	8P09004	8P09004	8P09004
*	FLAME SAFETY SWITCH	—	—	1320443	1320443	1320443	1320443

\*HIDDEN FROM VIEW-NOT SHOWN.

( ) PARENTHESIS IN FRONT OF NUMBER INDICATES REQUIRED NUMBER OVER ONE.

ITEM	DESCRIPTION	PART NUMBER
A	TOP PANEL-CONDENSER	0795008400
B	TOP PANEL-HEAT EXCHANGER	07950
C	COMPRESSOR ACCESS PANEL	0795008800
D	FRONT RIGHT HAND PANEL	0795007500
E	BLOWER ACCESS PANEL	0795003500
F	BURNER ACCESS PANEL (UPPER)	0795008500
G	BURNER ACCESS PANEL (LOWER)	0795008700