

AIA FILE NUMBER 25-B

TECHNICAL INFORMATION

TEXOLITE

T. M. Reg. U. S. Pat. Off.

PAINT PRODUCTS



1950



United States Gypsum

For Building • For Industry

Gypsum • Lime • Steel • Insulation • Roofing • Paint

GENERAL OFFICES—300 WEST ADAMS STREET, CHICAGO 6, ILLINOIS

ALBANY, N. Y.
ATLANTA, GA.
BALTIMORE, MD.
BIRMINGHAM, ALA.
BOSTON, MASS.
BUFFALO, N. Y.
CHARLOTTE, N. C.

CHICAGO, ILL.
CINCINNATI, O.
CLEVELAND, O.
DALLAS, TEX.
DENVER, COLO.
DETROIT, MICH.
GRAND RAPIDS, MICH.

HARRISBURG, PA.
HOUSTON, TEX.
INDIANAPOLIS, IND.
JACKSONVILLE, FLA.
KANSAS CITY, MO.
LOS ANGELES, CALIF.
MILWAUKEE, WIS.

MINNEAPOLIS, MINN.
NEWARK, N. J.
NEW HAVEN, CONN.
NEW YORK, N. Y.
OAKLAND, CALIF.
OKLAHOMA CITY, OKLA.
OMAHA, NEBR.

PHILADELPHIA, PA.
PHOENIX, ARIZ.
PITTSBURGH, PA.
PORTLAND, ORE.
PROVIDENCE, R. I.
RICHMOND, VA.
ST. LOUIS, MO.

SACRAMENTO, CALIF.
SALT LAKE CITY, UTAH
SAN FRANCISCO, CALIF.
SEATTLE, WASH.
SYRACUSE, N. Y.
WASHINGTON, D. C.

AIA FILE NUMBER 25-B

TEXOLITE PAINT PRODUCTS

INTERIOR FINISHES FOR WALLS AND CEILINGS

PRODUCT	DISTINGUISHING CHARACTERISTICS	FORM	PRIMING	USES AND LIMITATIONS
TEXOLITE <i>Seven Star Imperial</i> —White and tints. Provides finish with lovely, soft sheen and excellent washability.	Ready to use. Will dry to the touch in one hour. No objectionable painty odor. Cuts painting time and costs. No fire hazard during application. Recoatable.	Ready to use.	See general specifications	Over old and new interior walls and ceilings in homes, apartments, offices, stores, shops, schools, hospitals, factories and warehouses. Can be used on sealed wood trim.
TEXOLITE <i>Imperial</i> —White and tints. A washable, water-thinned oil resin flat paint for interior walls and ceilings. Affords beautiful flat surface with good washability at minimum cost.	Thinned with water. Dries in one hour. No prime or size coat required for most paint jobs. Use large brush for fast application. No objectionable painty odor. No fire hazard during application. Recoatable. Cuts painting time and costs	Paste	See general specifications	Over old and new interior walls and ceilings in homes, hotels, apartments, offices, stores, shops, schools, hospitals, factories and warehouses. Not recommended for use over wood trim subject to wear, or under damp conditions, or where it will be subjected to excessive abrasion.
TEXOLITE <i>Standard</i> —White and tints. Cleanable water-thinned casein flat paint for interior wall and ceiling decoration. Provides brighter, more colorful interior decoration that is long-lived and inexpensive.	Dries in one hour. High light reflection and excellent hiding power due to high quality pigment. Easy to apply. No objectionable painty odor. No fire hazard. No thinner cost. Recoatable. Cuts maintenance costs.	Paste	See general specifications	Over new and old plaster surfaces—over painted surfaces on walls and ceilings—in homes, offices, stores, shops, hospitals, and factories. Not recommended for use over wood trim, or where there is a damp condition or where it will be subject to excessive abrasion.
TEXOLITE <i>Accent Colors</i> —Full range of deep colors. An oil resin paint for use by itself or for tinting other TEXOLITE products.	Offers unlimited color possibilities because of the wide selection of true, brilliant colors and their intermixes to produce blends. Clarity of vehicle allows color pigments their full brilliance. No fire hazard during application. Recoatable.	Paste	See general specifications	Used as a deep brilliant paint, or for tinting and blending TEXOLITE <i>Seven Star Imperial</i> , TEXOLITE <i>Imperial</i> and TEXOLITE <i>Standard</i> . Can be intermixed for tinting casein paints, resin emulsion paints, washable calcimine, and ordinary calcimine. TEXOLITE <i>Accent Colors</i> can be intermixed themselves in any proportion. Ideal for display backgrounds, show cards, scenic studios, interior decoration.
TEXOLITE <i>Stipple Finish</i> —Provides soft attractive stipple. Available in white only.	Ready to use as it comes in the can. Dries overnight to a soft sheen. Easy to apply—use roller, brush or sponge for stippling. Highly washable. May be tinted with colors in oil or Japan colors only.	Ready to use.	See general specifications	Over old and new interior walls and ceilings in homes, hotels, apartments, hospitals, factories and warehouses. Can be used on any sealed surface.
TEXOLITE <i>Semi-Gloss</i> —White and tints. A durable semi-gloss enamel for interior walls and ceilings. For use in kitchens, bathrooms and other rooms where a semi-gloss finish is desired.	Thinned with water. Dries to touch in two hours. Large brush can be used for fast application. No objectionable painty odor. Recoatable. Cuts painting time and costs. Excellent washability. No fire hazard during application.	Semi-paste	See general specifications	Over old or new interior walls in homes, apartments, offices, stores, shops, schools, hospitals and other buildings. Can be used over wood trim if wood is sealed.

INTERIOR TEXTURE FINISHES AND VARNISH

TEXTONE—A plastic paint meeting the demand for a dependable, economical, easily applied texture medium capable of satisfying every requirement of modern decoration.	TEXTONE properly applied forms a texture surface of superior hardness. Furnished in white only. Can be integrally tinted with TEXOLITE resin emulsion or casein paints.	Powder	See general specifications	For producing light, soft, modern textures as well as the heavier period designs over any dry, solid, clean interior surface. For decorating work over new plaster, gypsum wallboards, and insulating wallboards. Especially useful in refinishing cracked plaster surfaces; for producing stone effects, antique effects and stencil work.
USG <i>Texture Paint</i> —A popular plastic paint that is easy to use. It provides a wide range of texturing possibilities and is lower in price than TEXTONE paint.	A good working plastic paint for uses similar to those secured with TEXTONE. Somewhat less coverage per pound. Provides excellent textures in both modern and period styles.	Powder	See general specifications	For interesting textures over dry, clean, solid surfaces such as new plaster, gypsum wallboards, insulating wallboards, etc. Also on old cracked plaster surfaces.
TEXOLITE <i>Spar Varnish</i> —A high quality general purpose varnish for interior and exterior use. Available in high gloss or satin finish.	Dries to the touch in four hours. Protects and beautifies all wood finishes with a tough, durable film. Highly resistant to alkali, alcohol, scuffing and abrasion. Easy to apply.	Ready to use.	See general specifications	For floors, woodwork, furniture, porches, doors, decks, spars, etc.

The following trademarks are owned and/or registered in the United States Patent Office by United States Gypsum Company and are used by it to distinguish its paint and painters' supply products. U. S. G., TEXOLITE, TEXTONE, CEMENTICO, RED TOP, PERF-A-TAPE, SEVEN STAR, and SHEETROCK.

AT-4 Copyright 1950, United States Gypsum Company

TEXOLITE PAINT PRODUCTS

EXTERIOR PAINTS

PRODUCT	DISTINGUISHING CHARACTERISTICS	FORM	PRIMING	USES AND LIMITATIONS
TEXOLITE Exterior—White and tints. An exterior paste paint thinned with water. Gives a beautiful, durable, exterior finish to masonry surfaces. May be brushed or sprayed.	Dries quickly. Affords true color beauty with a durable finish. Does not require spraying with water to bring about set after application.	Paste	See general specifications	For use on painted or unpainted masonry surfaces, also on unglazed brick and tile and on unglazed weathered asbestos cement siding. Do not use on magnesite stucco surfaces, glazed brick, or tile, asbestos siding, polished stone, nor as a floor paint.
TEXOLITE CEMENTICO—White and tints. Hydraulic cement base paint for bringing new beauty, life and color to porous masonry surfaces.	Made of white portland cement and other special ingredients to produce hardness, binding qualities and workability. Only lime-proof colors are used. Durable. Water resistant. Bonds to porous masonry surfaces.	Powder	See general specifications	Use only over porous masonry surfaces such as unpainted brick, clay tile, portland cement stucco, concrete, unpolished building stone and similar surfaces. Not recommended on magnesite stucco, wood, painted or greasy surfaces, smooth plaster, terra cotta, glazed brick and tile, vibrated or very dense concrete areas, floors, asbestos-cement shingles and similar non-porous or non-masonry materials.

SURFACE PREPARATION PRODUCTS

TEXOLITE Sealer—A general purpose pigmented oil primer sealer.	Ready to use. Just stir and apply. Highly recommended for porous surfaces, particularly under deep tones. May be tinted with colors in oil or Japan colors only. Easy application. Unexcelled sealing qualities.	Ready to use	See general specifications	For use over plaster, concrete, brick, wallboard, wood, metal and other wall and ceiling surfaces.
SHEETROCK Sealer—A resin emulsion sealer designed specifically for application over gypsum wallboard.	Ready to use. Ease of application. May be tinted with resin emulsion or casein tinting colors.	Ready to use	See general specifications	For use over gypsum wallboard to conceal PERF-A-TAPE Joints, lay the nap of the paper, and prepare the surface to receive enamels, other interior wall paints and as a size under wallpaper.
TEXOLITE Primer—A priming material which "locks in" lime or alkali and makes possible more durable paint jobs. Equalizes "suction." Provides "tooth" to which paint clings tightly.	Assures longer life for decorative materials. Produces a hard, lime locking prime coat over which may be applied oil paints, casein and resin emulsion water-thinned paints, enamels, calcimine.	Powder	See general specifications	For preparing interior surfaces for painting, painted and patched walls and ceilings, new plaster, interior concrete surfaces, new or old unpainted concrete floors, gypsum and insulating wallboards. Not recommended for old painted concrete floors or for surfaces which are damp.
TEXOLITE Spackling Putty—Used for preparatory treatment of surfaces before painting or decorating to build up or fill imperfections, and to produce a smooth even surface.	Exceptionally fine grind. Grit-free. Adaptable to knife or brush application. Can be sanded. Adheres to any properly cleaned, solid surface. Hardens in a few hours, forming a tough, durable surface.	Powder	See general specifications	Filling small cracks, scars, slight imperfections in plaster, nicks, cracks, knotholes, or nail holes in wood trim. Spotting nail holes, cracks or joints in wallboards. To fill voids or imperfections in concrete, cracks in tile or mosaic, for treating canvas and wall fabrics. For household repairs on moulding, furniture, toys, etc. For making Swedish Putty.
RED TOP Patching Plaster—A plaster scientifically compounded for patching cracks in walls and ceilings easily and efficiently at minor expense.	Very white. Contains no lime. Sets in 1 to 1½ hours. Uniform set and quality.	Powder	See general specifications	For patching cracks and larger breaks in plaster walls. Can be decorated with any decorating material.
RED TOP Painters' Plaster—Plaster of Paris for general painters' use. Made from specially selected white gypsum.	Mixes readily, works easily. Provides hard, dense and strong surfaces. Setting time approximately 30 minutes.	Powder	See general specifications	Recommended for patching cracks and breaks in plaster and wherever a fast setting patching material is required.
PERF-A-TAPE Joint System—Designed to conceal and reinforce gypsum wallboard joints and to reinforce large plaster cracks.	Provides complete concealment and adequate reinforcement.	Combination package of powder and tape	See general specifications	Used in both new and old construction. Developed for treating joints in wallboard. Used to reinforce cracks in all kinds of wall surfacings especially in corners or at angles before redecorating.

TEXOLITE PAINT PRODUCTS


TEXOLITE *Seven Star Imperial*, TEXOLITE *Imperial*, and TEXOLITE *Standard*



Russet Beige



Ivory White




Sheffield Gray




Sea Island Peach



Palm Green



Pottery Blue



Colonial Cream




Gardenia White



Coral Rose



Sunlight Yellow




April Green




Wedgwood Blue


TEXOLITE *Accent Colors*




Light Yellow




Raw Sienna




Raw Umber




Burnt Sienna




New Deep Green



Deep Blue




New Bright Red




Burnt Umber



Magenta



Turquoise



Red Orange




Medium Yellow


TEXOLITE *Custom Colors*




Normandy Rose




Congo Brown



Pilgrim Blue




Chartreuse




Mission Coral




Pinehurst Green




Canterbury Blue



Sandalwood



Elfin Green




Gray Indigo

TEXOLITE PAINT PRODUCTS


TEXOLITE Semi-Gloss



Yellow Glow



Cascade Green



Bone White



Tawny Buff



Harbor Blue



Georgian Cream



Lenox Rose



Twilight Gray

TEXOLITE CEMENTICO



Georgian Ivory



Harbor Blue




Cascade Green



Coppertone




Granada Buff



Pewter Gray



Island Green



Cuban Cream

(Also in White)

TEXOLITE Exterior



Bone White (Also in white)




Cadet Blue



Citron Yellow



Shale Gray



Sierra Buff



Mission Cream



Sandalwood



Spruce Green

LIGHT REFLECTION

In commercial, institutional and industrial uses, the high light reflection of TEXOLITE *Seven Star Imperial*, *Imperial* and *Standard* produces lighting economies and improved working conditions.

Tests have shown light reflection of standard colors and the popular custom colors to be as shown at right:

Standard Colors

Gardenia White	86.6%	Pottery Blue	56.8%
Ivory White	83.0%	Sheffield Gray	54.2%
Sunlight Yellow	80.0%	Sea Island Peach	45.3%
Colonial Cream	77.6%	Palm Green	43.5%
April Green	60.8%	Wedgwood Blue	37.7%
Coral Rose	58.0%	Russet Beige	35.9%

Custom Colors

Chartreuse	43.4%	Sandalwood	25.3%
Pilgrim Blue	37.0%	Gray Indigo	15.4%
Normandy Rose	36.8%	Pinehurst Green	15.0%
Elfin Green	34.9%	Canterbury Blue	11.8%
Mission Coral	32.4%	Congo Brown	11.4%

TEXOLITE PAINT PRODUCTS

GENERAL SPECIFICATIONS

I GENERAL CONDITIONS

The painting contractor shall read and be governed by the general conditions at the head of the complete specifications for this project.

II MATERIALS

1. Deliver in original containers.
2. Store in protected place to protect from damage by elements and tampering.
3. Use all materials in strict accordance with manufacturer's directions.

III SURFACE PREPARATION

A. INTERIOR SURFACES

1. All surfaces must be dry, sound, firm, clean, and free of dust, dirt, grease or oil.
2. Fill all nicks, gouges, cracks and other surface imperfections with TEXOLITE *Spackling Putty*. Use RED TOP *Patching Plaster* to repair large holes and cracks in plaster. Repaired surfaces shall be sanded smooth and dust removed and sealed with TEXOLITE *Sealer* before decoration.
3. **Wood surface**—except floors. New wood (not previously painted), sand smooth, touch up knots, sap streaks, pitch spots with shellac. Apply one coat of TEXOLITE *Sealer*. Previously painted wood—apply one coat TEXOLITE *Sealer*.
4. **Metal surfaces.** Remove grease, oil and plaster splatterings. Apply one coat rust inhibitive primer.

5. Plaster

New Plaster

- (a) Do not paint until dry.
- (b) Apply one coat of tinted TEXOLITE *Primer* to all new plaster surfaces.

(NOTE to architect: Use of TEXOLITE Primer assures that no free lime is available to saponify the oil in paint film, permits earlier painting of new plaster.)

- (c) Surfaces to be finished with Semi-Gloss or Stipple Finish, apply one coat TEXOLITE *Sealer* tinted.
- (d) If pastel colors are to be used, apply directly to TEXOLITE *Primer*.
- (e) If deep tones (custom colors) or pure accent colors are to be used, apply coat of tinted TEXOLITE *Sealer* over TEXOLITE *Primer*.

- (f) If wallpaper is to be applied, apply 1 coat TEXOLITE *Sealer* before applying wallpaper.

Cover Coat

- (a) Do not paint until dry.
- (b) Apply one coat tinted TEXOLITE *Sealer*.
(NOTE: Unprotected steel in surface of concrete may result in rust spots on Cover Coat requiring subsequent decoration. See USG AIA folder 21-A-2.)

Old Plaster Previously Painted

- (a) Remove all loose or scaling paint and repair as detailed in (2) above.
- (b) Surfaces to be finished with Semi-Gloss, apply 1 coat TEXOLITE *Semi-Gloss*.
- (c) For other finishes—ready mixed colors, 1 coat TEXOLITE *Sealer* tinted.
- (d) For deep tones—seal with TEXOLITE *Sealer* tinted as required.

6. Gypsum Wallboard

Prepare joints and nailheads in accordance with manufacturer's directions.

Flat Finish

- (a) Pastels—1 coat SHEETROCK *Sealer*.
- (b) Deep tones or Custom Colors—1 coat SHEETROCK *Sealer* and 1 coat TEXOLITE *Sealer*, tinted.

Semi-Gloss Finish

Apply one coat TEXOLITE *Semi-Gloss*. (This to be followed by one or more coats TEXOLITE *Semi-Gloss* as desired to finish.)

Textured Surface

Apply TEXTONE of consistency to provide desired texture.

Stippled Surface

- (a) Flat—1 coat SHEETROCK *Sealer*, tinted.
- (b) Gloss finish—Apply 1 coat TEXOLITE *Semi-Gloss*.

Wallpaper Finish

- (a) Apply 1 coat of either of the following:
 - (1) SHEETROCK *Sealer*.
 - (2) TEXOLITE *Sealer*.
 - (3) TEXOLITE *Spar Varnish* (High Gloss) cut 25% with turpentine.

TEXOLITE PAINT PRODUCTS

GENERAL SPECIFICATIONS, Continued

7. Cement Block or Lightweight Aggregate Block

- (a) (If a smooth surface is desired)—Brush on 1 coat of TEXTONE texture paint and strike off with trowel or broad knife before final set. When thoroughly dry apply one (or two) coat(s) of tinted TEXOLITE Primer.
- (b) (If texture of block is to be retained)—Apply 1 coat tinted TEXOLITE Primer.
- (c) If TEXOLITE Exterior is used no surface preparation necessary.

8. Concrete Surfaces (except floors)

- (a) Apply 1 coat TEXOLITE Primer to all concrete surfaces.
- (b) If Pastel Colors are to be used apply direct to TEXOLITE Primer.
- (c) (If smooth surface is required on unpainted concrete.)
 - (1) Fill in all voids with TEXOLITE Spackling Putty.
 - (2) Finish with Cover Coat and then paint as directed for Cover Coat. **(Cover Coat application to be covered under Plastering Specifications.) (See Section 12b-Un.)**

9. Floors

For all woodwork areas to be varnished, seal with TEXOLITE Spar Varnish—High Gloss finish, thinned with 10% turpentine.

B. EXTERIOR FINISHES

- (1) Masonry surfaces to receive TEXOLITE CEMENTICO must be porous, free from oil, grease, not previously painted with other type paints. (Surfaces previously painted with TEXOLITE CEMENTICO may be repainted with TEXOLITE CEMENTICO or other exterior masonry paint.) Patch cracks or openings with one part TEXOLITE CEMENTICO mixed two parts clean, sharp sand, remove rust stains.
- (2) For non-porous masonry surfaces no special preparation required except as A-1 above.

IV FINISH COATS

A. INTERIOR WALLS AND CEILINGS

1. Flat Finish

- (a) Apply one (2) coat(s) of TEXOLITE Seven Star Imperial on all surfaces except where otherwise designated, or

(b) Apply one (2) coat(s) of TEXOLITE Imperial or Standard except where otherwise designated, or

- (c) Apply one coat TEXOLITE Stipple Finish.

2. Enamel Finish

- (a) Apply one (2) coat(s) of TEXOLITE Semi-Gloss on all areas designated for enamel finish.
- (b) For Stippled Gloss Finish—Apply TEXOLITE Semi-Gloss as received in container without thinning. Stipple with roller stippler.

B. WOODWORK (EXCEPT FLOORS)

1. Apply one (2) coat(s) TEXOLITE Spar Varnish—High Gloss finish.
2. Apply one coat TEXOLITE Spar Varnish—High Gloss finish followed by one coat of Satin finish, lightly sand between coats.
3. Apply two coats TEXOLITE Semi-Gloss.
4. Apply one (2) coat(s) TEXOLITE Seven Star Imperial.
5. For Stippled Gloss Finish—Apply TEXOLITE Semi-Gloss as received in container without thinning. Stipple with roller stippler.

C. METAL TRIM

Same as for (B) woodwork above.

D. FLOORS

Finish wood floors with two coats of TEXOLITE Spar Varnish—High Gloss finish.

E EXTERIOR SURFACES

A. TEXOLITE Exterior—Apply one or two coats.

Do not apply TEXOLITE Exterior when temperature of weather or surface is below 40°F. or if surface is damp. Do not paint if rain is forecast within 24 hours after application.

- B. TEXOLITE CEMENTICO. Wet surface immediately prior to painting until it no longer absorbs water. Use brush with short stiff bristles. Stir frequently to prevent settling. Two coats recommended—finish coat may be lightly sprayed with fog nozzle if conditions require to provide sufficient moisture for TEXOLITE CEMENTICO to attain proper hardness. Do not apply in direct sunlight or freezing weather. Allow 24 hours drying time between coats.

