

Click in this copy to return to InspectAPedia.com



Exterior Home Design Solutions



SIDING • SHAKE • HALF ROUND
ACCESSORIES • SOFFIT • SHUTTERS
COLUMNS • MOUNTS & VENTS



Royal Building Products

Great Ideas Taking Shape.

2011



Vinyl Siding Products with the ColorsScapes™ Collection



Vinyl Siding Products



Associated Products



Table of Contents

Siding

Colorscapes Collection	4
Royal Ridgeback	6
Royal DuraPlank	8
Royal Woodland 16	10
Journeyman Select	12
Select Laminates	14
Residential	16
Royal Crest	18
Designer Shake	30
NEW 8' Long Length Rough Sawn Panel	32
Half Round	33

Soffit

Royal Soffit	20
Vinyl Pro Soffit	22
Royal Fascia	22

Accessories

Soffit Accessories	22
Traditional Accessories	24
Designer Accessories	26
Reinforced Accessories	28

Associated Products

Columns	34
Decorative Columns	36
Royal Mounts & Vents	40
Royal Shutters	52

IMPORTANT: FIRE SAFETY INFORMATION

When rigid vinyl siding is exposed to significant heat or flame, the vinyl will soften, sag, melt or burn, and may thereby expose material underneath. Care must be exercised when selecting underlayment materials because many underlayment materials are made from organic materials that are combustible. You should ascertain the fire properties of underlayment materials prior to installation. All building materials should be installed in accordance with local, state and federal building code and fire regulations.



The Colorscapes™ color collection is now available in four of our most popular siding brands, **Royal Ridgeback**, **Royal DuraPlank**, **Royal Woodland** and **Journeymen Select**, as well as a variety of soffit and accessories. Offering industry-leading UV resistance and color retention, Colorscapes features Luran® S ASA, a weatherable thermoplastic by BASF that blocks out the sun to protect dark colors, giving homeowners a wider color selection. Whatever the color selection, from the lightest color to the darkest shade, Colorscapes keeps homes looking like new — and comes with a powerful lifetime warranty.



- Classic 7" facing captures style of benchmark wood clapboard
- Available in 8 standard colors and 6 Colorscapes colors
- Rigid backer enhances rigidity to resist impacts and provide a more secure installation
- Creates a crisp, clean finish, elegant shadow lines and distinct architectural appeal
- See page 6



- Single 7" profile eliminates stacked seams and provides a natural wood appearance
- Available in 4 standard colors and 8 deep, UV-resistant Colorscapes colors
- Rigid ribbed foam reinforcement ensures straight walls and maximum impact resistance while helping protect against moisture damage
- Matching foam-reinforced accessories also available
- See page 8



- Premium long length siding requires fewer panels, making installation easier and resulting in fewer seams for a more flawless finish
- Available in 11 standard colors and 14 deep, UV-resistant Colorscapes colors
- The **Board & Batten** vertical siding profile is also available; makes walls look higher and is an ideal accent panel
- See page 10



- Available in 11 standard colors and 14 deep, UV-resistant Colorscapes colors
- Offers long-lasting color retention, care-free maintenance and superior wind and impact resistance
- Select Laminates beautifully captures the look of natural, stained wood and features a specialized lamination technology for exceptional durability and fade protection
- The Journeymen Select **Colonial Beaded** profile evokes the hand-crafted spirit of a previous era
- See page 12

**COLORSCAPES COLLECTION
DARK COLORS**

Natural Cedar

Chesapeake Green

Charcoal Gray

Hampton Blue

Heritage Blue

Country Green

Rustic Red

**COLORSCAPES COLLECTION
PREMIUM COLORS**

Champagne

Cypress

Sunflower

Sage

Pebble Clay

Victorian Gray

Mountain Blue

Printed colors may vary slightly from actual product.

Royal Ridgeback, Royal DuraPlank, Royal Woodland and Journeymen Select are backed by a powerful Double Lifetime Warranty that includes the strongest color protection in the business: A Lifetime Color Protection Warranty up to 3 Hunter Units for Colorscares collection colors.





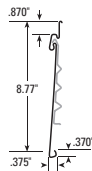
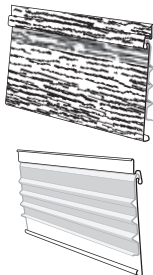
PRODUCT

GAUGE: NOMINAL THICKNESS 0.046"

PROFILE

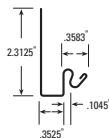
SINGLE 7" PROFILE

CEDAR WOODGRAIN FINISH



Use Universal Accessories.

ALUMINUM STARTER STRIP




Required for installation.

1

2

3



1. Ridgeback Rigid Assembly - The innovative roll over nail hem, rigid backer and premium thickness (.046") provide enhanced impact resistance and structural strength.

2. Ridgeback Classic 7" Facing - Ridgeback's single 7" profile and straight appearance beautifully capture the classic look of natural wood clapboard.

3. Ridgeback Air Channel - The rigid backer creates an air channel behind the siding that helps protect against condensation, rot, mold and mildew.

Engineered to Endure, Designed to Enhanced



SPECIFICATIONS

Pieces per carton	14
Length per piece	12' 3" / 3.74 m
Squares per carton	1 / 9.29 sq. m
Approx. weight per carton	77 lb. / 34.93 kg
Product Code	RRB

Available in all colors.

Pieces per carton	24
Length per piece	12' 6" / 3.81 m
Approx. weight per carton	21 lb. / 9.54 kg
Product Code	DPSS01



Royal Ridgeback's heavy gauge panels (.046") improve structural rigidity for a straight, clean finish that won't warp, buckle or sag.

STANDARD COLORS

White

Linen

Vintage Cream

Wicker

Harvard Slate

Heather

Sand

Soft Maple

COLORSCAPES COLLECTION PREMIUM COLORS

Victorian Gray

Pebble Clay

Sage

Cypress

COLORSCAPES COLLECTION DARK COLORS

Natural Cedar

Rustic Red

PRODUCT

GAUGE: NOMINAL THICKNESS 0.054"

PROFILE



Reinforced siding ensures straight walls and maximum impact resistance.

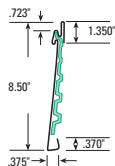



GreenGuard® is a registered trademark of Pactiv Building Products.

GreenGuard® Ribbed Foam is manufactured exclusively for Royal Building Products by Pactiv Building Products.

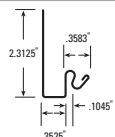
SINGLE 7" PROFILE

CEDAR WOODGRAIN FINISH



Use Universal Accessories.

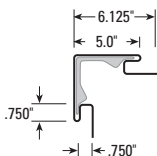
ALUMINUM STARTER STRIP



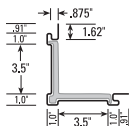
Required for installation.

DURAPLANK FOAM REINFORCED ACCESSORIES

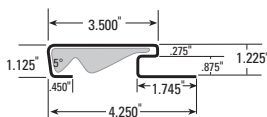
5" OUTSIDE CORNER POST WITH FOAM



DESIGNER 20-FOOT CORNER POST WITH FOAM

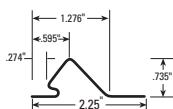



3-1/2" DESIGNER WINDOW CASING WITH FOAM



Requires Window Casing Starter Strip.

3-1/2" and 5" DESIGNER WINDOW CASING STARTER STRIP



Required for Designer Window Casing.

The Siding with More
300% Greater than ASTM Impact Standards
 Royal DuraPlank and Foam Reinforced Accessories
 Maximize Impact Resistance and Rigidity



SPECIFICATIONS



The insulation component from Royal DuraPlank is an Energy Star qualified product as part of EPA's home sealing effort.

ENERGY STAR RATING

Pieces per carton 14
 Length per piece 12' 3" / 3.74 m
 Squares per carton 1 / 9.29 sq. m
 Approx. weight per carton 74 lb. / 34 kg
 Product Code DPLANK

Available in all colors.

Pieces per carton 24
 Length per piece 12' 6" / 3.81 m
 Approx. weight per carton 21 lb. / 9.54 kg
 Product Code DPSS01

Pieces per carton 5
 Length per piece 20' / 6.10 m
 Linear feet per carton 100' / 30.5 m
 Approx. weight per carton with foam 62 lb. / 28 kg
 Product Code 078DPOCP20

Available in all colors.

Pieces per carton 5
 Length per piece 20' / 6.10 m
 Linear feet per carton 100' / 30.5 m
 Approx. weight per carton with foam 62 lb. / 28 kg
 Product Code DESFOAMOCP

Available in all colors except Victorian Gray.

Pieces per carton 5
 Length per piece 20' / 6.10 m
 Linear feet per carton 100' / 30.5 m
 Approx. weight per carton with foam 22.7 lb. / 10.31 kg
 Product Code DWCS12078DP

Available in all colors.

Pieces per carton 25
 Length per piece 12' / 3.66 m
 Linear feet per carton 300' / 91.4 m
 Approx. weight per carton 33.1 lb. / 15 kg
 Product Code SSDWC

Available in White only.

STANDARD COLORS

White

Linen

Vintage Cream

Wicker

**COLORSCAPES COLLECTION
 PREMIUM COLORS**

Victorian Gray

Pebble Clay

Sage

Cypress

**COLORSCAPES COLLECTION
 DARK COLORS**

Natural Cedar

Heritage Blue

Country Green

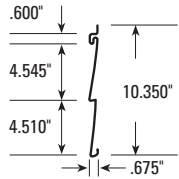

Rustic Red

PRODUCT

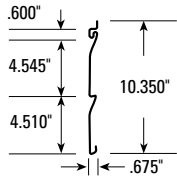
GAUGE: NOMINAL THICKNESS 0.046"

PROFILE

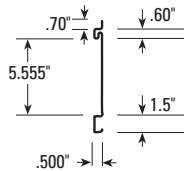
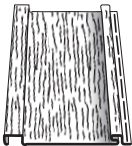
DOUBLE 4 1/2 TRADITIONAL



DOUBLE 4 1/2 DESIGNER



BOARD & BATTEN WOODGRAIN FINISH



COLORSCAPES COLLECTION PREMIUM COLORS

Champagne

Cypress

Sunflower

Sage

Pebble Clay

Victorian Gray

Mountain Blue

Printed colors may vary slightly from actual product.

16' 4" Means up to 30% Fewer Laps Over Standard Siding Lengths



SPECIFICATIONS

Pieces per carton 16
 Length per piece 16' 4" / 4.98 m
 Squares per carton 2 / 18.58 sq. m
 Approx. weight per carton 109 lb. / 50 kg
 Product Code RWD45

Available in all colors.

Pieces per carton 16
 Length per piece 16' 4" / 4.98 m
 Squares per carton 2 / 18.218 sq. m
 Approx. weight per carton 111 lb. / 51 kg
 Product Code RWD45D

Available in all colors.

Pieces per carton 17
 Length per piece 10' / 3.05 m
 Squares per carton 1 / 9.29 sq. m
 Approx. weight per carton 56 lb. / 26 kg
 Product Code RWBB

Not available in Beige, Heather, Driftwood,
 Champagne, Sunflower, Mountain Blue, Chesapeake
 Green, Charcoal Gray and Hampton Blue.

STANDARD COLORS

White

Linen

Beige

Vintage Cream

Heather

Sand

Harvard Slate

Sterling

Wicker

Driftwood

Soft Maple

COLORSCAPES COLLECTION DARK COLORS

Natural Cedar

Chesapeake Green

Charcoal Gray

Hampton Blue

Heritage Blue

Country Green

Rustic Red

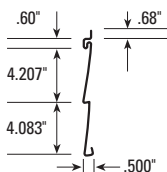

Printed colors may vary slightly
 from actual product.

PRODUCT

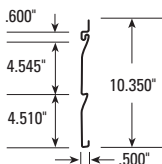

GAUGE: NOMINAL THICKNESS 0.044"

PROFILE

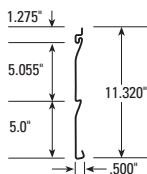

DOUBLE 4 TRADITIONAL



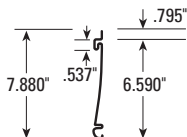

DOUBLE 4 1/2 DESIGNER



DOUBLE 5 DESIGNER



COLONIAL BEADED



COLORSCAPES COLLECTION PREMIUM COLORS

Champagne

Cypress

Sunflower

Sage

Pebble Clay

Victorian Gray

Mountain Blue

Printed colors may vary slightly from actual product.

Quality and Performance

Featuring the Windlok 180 System



SPECIFICATIONS

Pieces per carton 24
 Length per piece 12' 6" / 3.81 m
 Squares per carton 2 / 18.58 sq. m
 Approx. weight per carton 104 lb. / 47 kg
 Product Code JRD43

Available in all colors.

Pieces per carton 22
 Length per piece 12' / 3.66 m
 Squares per carton 2 / 18.58 sq. m
 Approx. weight per carton 101 lb. / 46 kg
 Product Code JRD45D3

Available in all colors.

Pieces per carton 20
 Length per piece 12' / 3.66 m
 Squares per carton 2 / 18.58 sq. m
 Approx. weight per carton 96 lb. / 44 kg
 Product Code JRD5D3

Available in all colors.

Pieces per carton 30
 Length per piece 12' 4" / 3.73 m
 Squares per carton 2 / 18.58 sq. m
 Approx. weight per carton 88 lb. / 40 kg
 Product Code RCCOL6

Available in all colors except Colorscapes collection colors.

STANDARD COLORS

White

Linen

Beige

Vintage Cream

Heather

Sand

Harvard Slate

Sterling

Wicker

Driftwood

Soft Maple

Clay
(Colonial Beaded only)

COLORSCAPES COLLECTION DARK COLORS

Natural Cedar

Chesapeake Green

Charcoal Gray

Hampton Blue

Heritage Blue

Country Green

Rustic Red

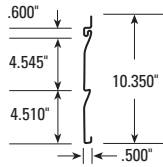
Printed colors may vary slightly from actual product.

PRODUCT

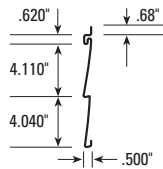
PROFILE

GUAGE: NOMINAL THICKNESS 0.044"

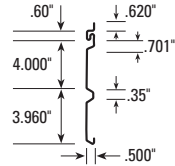
DOUBLE 4 1/2 DESIGNER



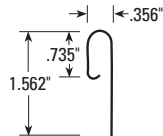
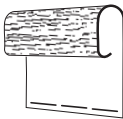
DOUBLE 4 TRADITIONAL



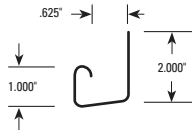
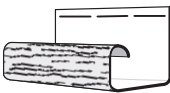
DOUBLE 4 VERTICAL



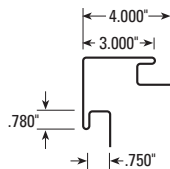
FINISH TRIM



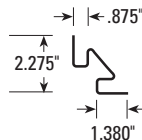
5/8" J-CHANNEL



UNIVERSAL OUTSIDE CORNER POST



UNIVERSAL INSIDE CORNER POST



Deep, Rich Color Thanks to Our Innovative Lamination Technology



SPECIFICATIONS

LAMINATES COLORS

Pieces per carton	22
Length per piece	12' / 3.66 m
Squares per carton	2 / 18.58 sq. m
Approx. weight per carton	103 lb. / 47 kg
Product Code	CSD45D

Available in all colors.

Pieces per carton	24
Length per piece	12' 6" / 3.81 m
Squares per carton	2 / 18.58 sq. m
Approx. weight per carton	106 lb. / 48 kg
Product Code	CSD4

Available in all colors.

Pieces per carton	24
Length per piece	12' 6" / 3.81 m
Squares per carton	2 / 18.58 sq. m
Approx. weight per carton	106 lb. / 48 kg
Product Code	CSD4V

Available in all colors.

Pieces per carton	20
Length per piece	12' 6" / 3.81 m
Linear feet per carton	250' / 76.2 m
Approx. weight per carton	19.85 lb. / 9 kg
Product Code	CSFTG2

Available in all colors.

Pieces per carton	40
Length per piece	12' 6" / 3.81 m
Linear feet per carton	500' / 152.4 m
Approx. weight per carton	48.5 lb. / 22 kg
Product Code	058CSJCG

Available in all colors.

Pieces per carton	10
Length per piece	10' / 3.05 m
Linear feet per carton	100' / 30.5 m
Approx. weight per carton	36.4 lb. / 16.5 kg
Product Code	034SLOCP

Available in all colors.

Pieces per carton	5
Length per piece	10' / 3.05 m
Linear feet per carton	50' / 15.2 m
Approx. weight per carton	11 lb. / 5 kg
Product Code	078CSMIP

Available in all colors.

Printed colors may vary slightly from actual product.

Highland Cedar

Meadow Green

Blue Spruce

Red Cedar

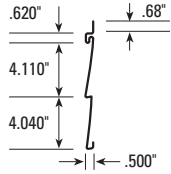



PRODUCT

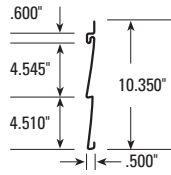

GAUGE: NOMINAL THICKNESS 0.042"

PROFILE

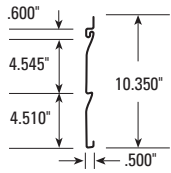
DOUBLE 4 TRADITIONAL



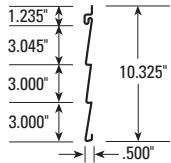
DOUBLE 4 1/2 TRADITIONAL



DOUBLE 4 1/2 DESIGNER



TRIPLE 3



Shown: Double 4" Traditional in White accented with Royal Premium Shutters in Light Blue.

Features a Roll Top Nail Hem for Increased Wind Resistance



SPECIFICATIONS

Pieces per carton.....	24
Length per piece.....	12' 6" / 3.81 m
Squares per carton.....	2 / 18.58 sq. m
Approx. weight per carton.....	96 lb. / 44 kg
Product Code.....	RED4

Available in all colors.

Pieces per carton.....	22
Length per piece.....	12' / 3.66 m
Squares per carton.....	2 / 18.58 sq. m
Approx. weight per carton.....	94 lb. / 43 kg
Product Code.....	RED45

Available in all colors.

Pieces per carton.....	22
Length per piece.....	12' / 3.66 m
Squares per carton.....	2 / 18.58 sq. m
Approx. weight per carton.....	93 lb. / 42 kg
Product Code.....	RED45D

Available in all colors.

Pieces per carton.....	22
Length per piece.....	12' / 3.66 m
Squares per carton.....	2 / 18.58 sq. m
Approx. weight per carton.....	97 lb. / 44 kg
Product Code.....	RET3D

Available in all colors.

STANDARD COLORS

White
Linen
Beige
Vintage Cream
Sand
Heather
Wicker
Clay
Harvard Slate
Sterling
Driftwood
Flagstone
Gray
Blue Gray
Pebble Clay Premium Color
Cypress Premium Color



Roll top nail hem for increased wind resistance.

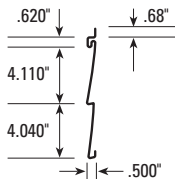

Printed colors may vary slightly from actual product.

PRODUCT

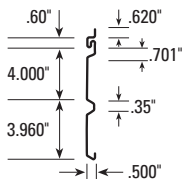
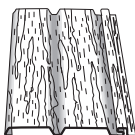
GAUGE: NOMINAL THICKNESS 0.040"

PROFILE

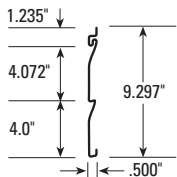

DOUBLE 4 TRADITIONAL



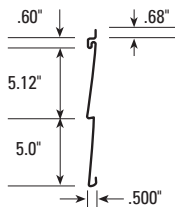

DOUBLE 4 VERTICAL



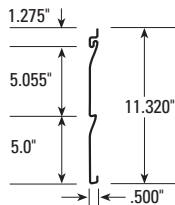

DOUBLE 4 DESIGNER



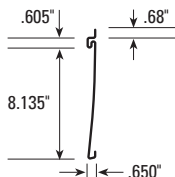

DOUBLE 5 TRADITIONAL



DOUBLE 5 DESIGNER



8 INCHES GAUGE: NOMINAL THICKNESS 0.046"



Features a Roll Top Nail Hem for Increased Wind Resistance



SPECIFICATIONS

STANDARD COLORS

Pieces per carton	24
Length per piece	12' 6" / 3.81 m
Squares per carton	2 / 18.58 sq. m
Approx. weight per carton	89 lb. / 41 kg
Product Code	RCD4

Available in all colors except Yellow and Green.

Pieces per carton	30
Length per piece	10' / 3.05 m
Squares per carton	2 / 18.58 sq. m
Approx. weight per carton	94 lb. / 43 kg
Product Code	RCD4V10

Available in White only.

Pieces per carton	24
Length per piece	12' 6" / 3.81 m
Squares per carton	2 / 18.58 sq. m
Approx. weight per carton	92 lb. / 42 kg
Product Code	RCD4D

Available in all colors.

Pieces per carton	20
Length per piece	12' / 3.66 m
Squares per carton	2 / 18.58 sq. m
Approx. weight per carton	85 lb. / 39 kg
Product Code	RCD5

Available in all colors except Yellow and Green.

Pieces per carton	20
Length per piece	12' / 3.66 m
Squares per carton	2 / 18.58 sq. m
Approx. weight per carton	86 lb. / 39 kg
Product Code	RCD5D2

Available in all colors except Yellow and Green.

Pieces per carton	24
Length per piece	12' 6" / 3.81 m
Squares per carton	2 / 18.58 sq. m
Approx. weight per carton	102 lb. / 47 kg
Product Code	RC8

Available in White only.

Printed colors may vary slightly from actual product.

White

Linen

Beige

Vintage Cream

Sand

Heather

Wicker

Clay

Harvard Slate

Sterling

Driftwood

Flagstone

Gray

Blue Gray

Yellow

Green

Pebble Clay
Premium Color

Cypress
Premium Color



PREMIUM VERTICAL AND SOFFIT

PRODUCT

GAUGE: NOMINAL THICKNESS 0.046"

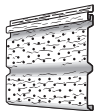
PROFILE

DOUBLE 5 HEAVY GAUGE SOFFIT

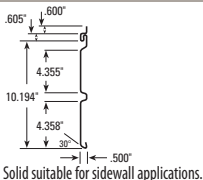
WOODGRAIN FINISH



SOLID



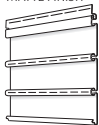
PERFORATED



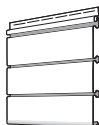
GAUGE: NOMINAL THICKNESS 0.044"

TRIPLE 3 SOFFIT

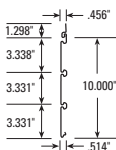
MATTE FINISH



HIDDEN VENT



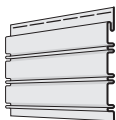
SOLID



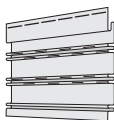
GAUGE: NOMINAL THICKNESS 0.042"

DESIGNER BEADED PANEL

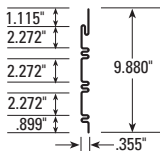
VERTICAL/SOFFIT - MATTE FINISH



SOLID



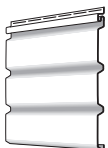
VENTED



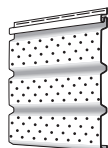
TRADITIONAL SOFFIT

GAUGE: NOMINAL THICKNESS 0.042"

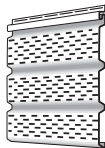
TRIPLE 4 SOFFIT MATTE FINISH



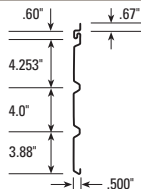
SOLID



PERFORATED




BASKET WEAVE

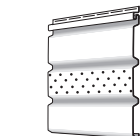


TRIPLE 4 SOFFIT

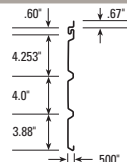
MATTE FINISH



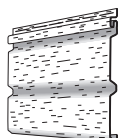
CENTER BASKET WEAVE



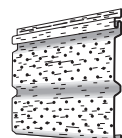
CENTER PERFORATED



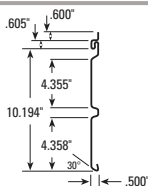
DOUBLE 5 SOFFIT BRUSH FINISH



SOLID



PERFORATED



Advanced Performance and Lasting Value in a Wide Selection of Vibrant Colors



SPECIFICATIONS

STANDARD COLORS

Pieces per carton	20
Length per piece	12' / 3.66 m
Squares per carton	2 / 17.84 sq. m
Approx. weight per carton	92 lb. / 41.8 kg
Product Code	RSD5VS2 (Solid) - RSD5VV2 (Perforated)
Ventilation area:	
Per linear foot	7.7 sq. in.
Per square foot	9.2 sq. in.
Per panel	91.9 sq. in.

Available in White only. Solid suitable for sidewall applications.

Pieces per carton	20
Length per piece	12' / 3.66 m
Squares per carton	2 / 17.84 sq. m
Approx. weight per carton	101 lb. / 46 kg
Product Code	RST3HV (Hidden Vent) - RST3S (Solid)

Note: Soffit use only - Ventilation area:

Per linear foot	1.47 sq. in.
Per square foot	1.77 sq. in.
Per panel	17.67 sq. in.

Hidden Vent available in White, Linen, Beige, Vintage Cream, Sand, Wicker, Clay, Sage, Pebble Clay and Musket Brown (see page 4). Solid available in White and Musket Brown. Not suitable for sidewall applications.

Pieces per carton	12
Length per piece	12' 6" / 3.81 m
Squares per carton	1 / 9.29 sq. m
Approx. weight per carton (Solid)	60 lb. / 27.2 kg
Approx. weight per carton (Vented)	60 lb. / 27.2 kg
Product Code	DBP (Solid) - DBV (Vented)

Ventilation area:

Per linear foot	2.4 sq. in.
Per square foot	3.0 sq. in.
Per panel	36.0 sq. in.

Available in White, Linen, Beige, Sand, Wicker, Clay, Sterling and Pebble Clay.

Solid suitable for sidewall applications.

Pieces per carton	16
Length per piece	12' / 3.66 m
Squares per carton	2 / 17.84 sq. m
Approx. weight per carton (Solid)	91.5 lb. / 41.5 kg
Approx. weight per carton (Basket Weave/Perforated)	91.5 lb. / 41.5 kg
Product Code	RST4M (Solid) - RST4MP (Perforated) - RST4MV (Basket Weave)

Note: Soffit use only - Ventilation area:

(Perforated): Per linear foot / Per square foot	7.65 sq. in.
Per panel	91.8 sq. in.
(Basket Weave): Per linear foot / Per square foot	8.2 sq. in.
Per panel	98.4 sq. in.

Solid and Perforated - available in all colors and ColorScapes collection colors except

Sunflower (see page 4). Basket Weave - available in White only.

Pieces per carton	16
Length per piece	12' / 3.66 m
Squares per carton	2 / 17.84 sq. m
Approx. weight per carton (Center Perf / Center Bas.W.)	81.6 lb. / 37 kg
Product Code	RST4MPC (Center Perforated) RST4MC (Center Basket Weave)

Note: Soffit use only - Ventilation area:

Per linear foot	2.55 sq. in.
Per square foot	2.55 sq. in.
Per panel	30.6 sq. in.

Available in White only.

Pieces per carton	20
Length per piece	12' / 3.66 m
Squares per carton	2 / 17.84 sq. m
Approx. weight per carton (Solid)	85 lb. / 38.5 kg
Approx. weight per carton (Perforated)	85 lb. / 38.5 kg
Product Code	RSD5VSBF (Solid) - RSD5VVBFB (Perforated)

Ventilation area:

Per linear foot	7.7 sq. in.
Per square foot	9.2 sq. in.
Per panel	91.9 sq. in.

Available in all colors. Also available in ColorScapes collection colors (see page 4).

Solid suitable for sidewall applications.

White

Linen

Beige

Vintage Cream

Sand

Heather

Wicker

Clay

Harvard Slate

Sterling

Driftwood

Flagstone

Gray

Blue Gray

Soft Maple

Musket Brown*

* Musket Brown for soffit use only.

ROYAL SOFFIT AND ACCESSORIES

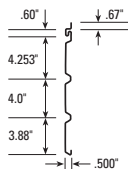
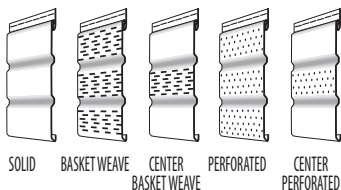
VINYL PRO SOFFIT

PRODUCT

GAUGE: NOMINAL THICKNESS 0.040"

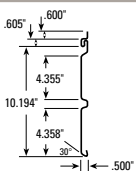
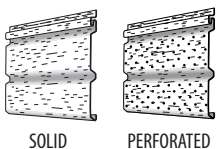
PROFILE

TRIPLE 4 SOFFIT MATTE FINISH



Not suitable for sidewall applications.

DOUBLE 5 SOFFIT BRUSH FINISH

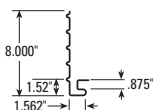
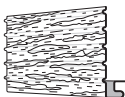


Not suitable for sidewall applications.

ROYAL FASCIA

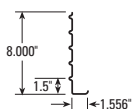
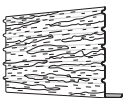
FASCIA J

ROYAL CREST WOODGRAIN



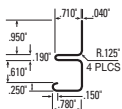
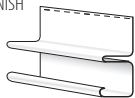
FASCIA L

ROYAL CREST WOODGRAIN

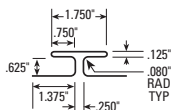
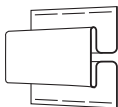


SOFFIT ACCESSORIES

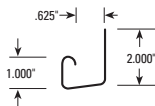
FRIEZE TRIM MATTE FINISH



T-TRIM MATTE FINISH

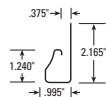


5/8" J-CHANNEL MATTE FINISH



3/8" DESIGNER CROWN J MATTE FINISH

ROYAL CREST WOODGRAIN



Beauty and Functionality Combine to Create a Clean, Perfect Finish



SPECIFICATIONS

STANDARD COLORS

Pieces per carton	16
Length per piece	12' / 3.66 m
Squares per carton	2 / 17.84 sq. m
Approx. weight per carton	83.8 lb. / 38 kg
Product Code	ECT4 (Solid) - ECT4V (Basket Weave) - ECT4C (Center Basket Weave) ECT4P (Perforated) - ECT4PC (Center Perforated)

Note: Soffit use only - Ventilation area:

(Basket Weave) Per linear foot / Per square foot	8.2 sq. in.
Per panel	98.4 sq. in.
(Center Bas. W.) Per linear foot / Per square foot	2.7 sq. in.
Per panel	32.8 sq. in.
(Perforated) Per linear foot / Per square foot	7.65 sq. in.
Per panel	91.8 sq. in.
(Center Perforated) Per linear foot / Per square foot	2.55 sq. in.
Per panel	30.6 sq. in.

Available in White only.

Pieces per carton	20
Length per piece	12' / 3.66 m
Squares per carton	2 / 17.84 sq. m
Approx. weight per carton (Solid)	82 lb. / 37.2 kg
Approx. weight per carton (Perforated)	82 lb. / 37.2 kg
Product Code	ECD5 (Solid) - ECD5P (Perforated)

Note: Soffit use only - Ventilation area:

Per linear foot	7.7 sq. in.
Per square foot	9.2 sq. in.
Per panel	91.9 sq. in.

Available in White only.

Pieces per carton	15
Length per piece	10' / 3.05 m
Linear feet per carton	150' / 45.74 m
Approx. weight per carton	53 lb. / 24 kg
Product Code	FJ

Available in White only.

Pieces per carton	20
Length per piece	10' / 3.05 m
Linear feet per carton	200' / 61 m
Approx. weight per carton	55.7 lb. / 25.25 kg
Product Code	FL2

Available in White only.

Pieces per carton	24
Length per piece	12' 6" / 3.81 m
Linear feet per carton	300' / 91.4 m
Approx. weight per carton	38.6 lb. / 17.5 kg
Product Code	FT

Available in all colors, Musket Brown and Colorscapes collection colors (see page 4).

Pieces per carton	20
Length per piece	10' / 3.05 m
Linear feet per carton	200' / 61 m
Approx. weight per carton	41.9 lb. / 19 kg
Product Code	T-TRIM

Available in White, Linen, Beige, Vintage Cream, Sand, Wicker, Clay, Sterling, Gray and Blue Gray.

Pieces per carton	40
Length per piece	12' 6" / 3.81 m
Linear feet per carton	500' / 152.4 m
Approx. weight per carton	48.5 lb. / 22 kg
Product Code	0581MJC

Available in all colors, Musket Brown and Colorscapes collection colors (see page 4).

Pieces per carton	24
Length per piece	12' 6" / 3.81 m
Linear feet per carton	300' / 91.4 m
Approx. weight per carton	39.7 lb. / 18 kg
Product Code	DCJ038

Available in White only.

Printed colors may vary slightly from actual product.

White

Linen

Beige

Vintage Cream

Sand

Heather

Wicker

Clay

Harvard Slate

Sterling

Driftwood

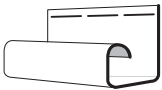
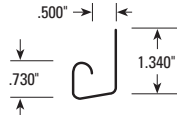

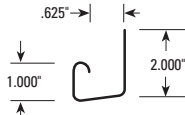

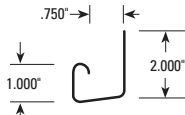

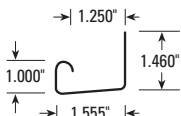
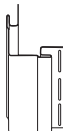
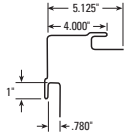

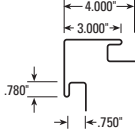

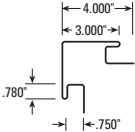

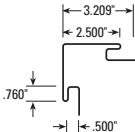

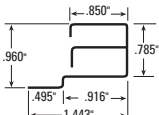
Flagstone

Gray

Blue Gray

Soft Maple

ROYAL TRADITIONAL ACCESSORIES

PRODUCT	PROFILE
<p>1/2" J-CHANNEL MATTE FINISH</p> 	
<p>5/8" J-CHANNEL MATTE FINISH</p> 	
<p>UNIVERSAL J-CHANNEL 1" MATTE FINISH</p> 	
<p>1-1/4" J-CHANNEL 1" MATTE FINISH</p> 	
<p>4" MATTE OUTSIDE CORNER POST MATTE FINISH</p> 	
<p>UNIVERSAL OUTSIDE CORNER POST FINISHES: UNIVERSAL WOODGRAIN MATTE</p> 	
<p>UNIVERSAL OUTSIDE CORNER POST 12' MATTE FINISH</p> 	
<p>1/2" OUTSIDE CORNER POST MATTE FINISH</p> 	
<p>DUAL UNDERSILL TRIM</p> 	

Classic Touches Complement a Home's Exterior Decor and Add Beauty for Generations



SPECIFICATIONS

STANDARD COLORS

Pieces per carton	40
Length per piece.....	12' 6" / 3.81 m
Linear feet per carton	500' / 152.4 m
Approx. weight per carton.....	41.9 lb. / 19 kg
Product Code	012MJC

Available in White, Linen, Beige, Sand, Wicker, Clay, Sterling, and Pebble Clay.

Pieces per carton	40
Length per piece.....	12' 6" / 3.81 m
Linear feet per carton	500' / 152.4 m
Approx. weight per carton.....	48.5 lb. / 22 kg
Product Code	0581MJC

Available in all colors, Musket Brown and Colorscapes collection colors (see page 4). Not available in Yellow and Green.

Pieces per carton	40
Length per piece.....	12' 6" / 3.81 m
Linear feet per carton	500' / 152.4 m
Approx. weight per carton.....	52.25 lb. / 23.75 kg
Product Code	0341MJC

Available in all colors and Colorscapes collection colors (see page 4). Not available in Musket Brown.

Pieces per carton	40
Length per piece.....	12' 6" / 3.81 m
Linear feet per carton	500' / 152.4 m
Approx. weight per carton.....	58.31 lb. / 26.5 kg
Product Code	1141MJC

Available in White, Linen, Beige, Vintage Cream, Sand, Heather, Wicker, Clay, Harvard Slate, Sterling and Soft Maple. Also available in Colorscapes collection colors except Champagne and Sunflower (see page 4).

Pieces per carton	10
Length per piece.....	10' / 3.05 m
Linear feet per carton.....	100' / 30.5 m
Approx. weight per carton.....	36 lb. / 16.4 kg
Product Code	034RBPMP

Available in all colors except Yellow and Green. Also available in the following Colorscapes collection colors: Cypress, Sage, Pebble Clay, Victorian Gray, Sunflower, Natural Cedar, Heritage Blue, Charcoal Gray and Rustic Red (see page 4). Not available in Musket Brown.

Pieces per carton	10
Length per piece.....	10' / 3.05 m
Linear feet per carton.....	100' / 30.5 m
Approx. weight per carton.....	35.3 lb. / 16 kg
Product Code	(Univ. Woodgrain) 034UWGOC, (Matte) 034MOP

Univ. Woodgrain available in all colors and Colorscapes collection colors (see page 4). Matte available in all colors except Yellow and Green. Also available in Colorscapes collection colors (see page 4). Not available in Musket Brown (both woodgrain & matte)

Pieces per carton	10
Length per piece.....	12' / 3.66 m
Linear feet per carton.....	120' / 36.6 m
Approx. weight per carton.....	36.4 lb. / 16.5 kg
Product Code	034MOP12

Available in White only.

Pieces per carton	10
Length per piece.....	10' / 3.05 m
Linear feet per carton.....	100' / 30.5 m
Approx. weight per carton.....	27 lb. / 12.25 kg
Product Code	012MOC

Available in White, Beige, Sand, Clay, Sterling and Linen.

Pieces per carton	20
Length per piece.....	12' 6" / 3.81 m
Linear feet per carton.....	250' / 76.2 m
Approx. weight per carton.....	58 lb. / 26.4 kg
Product Code	DUT

Available in White, Linen, Vintage Cream and Wicker. Also available in the following Colorscapes collection colors: Cypress, Sage, Pebble Clay, Victorian Gray, Natural Cedar, Heritage Blue, Country Green and Rustic Red (see page 4).

Printed colors may vary slightly from actual product.

* Musket Brown for soffit use only.

White

Linen

Beige

Vintage Cream

Sand

Heather

Wicker

Clay

Harvard Slate

Sterling

Driftwood

Flagstone

Gray

Blue Gray

Soft Maple

Yellow

Green

Musket Brown*

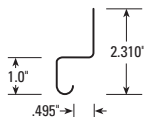
ROYAL TRADITIONAL AND DESIGNER ACCESSORIES

PRODUCT

PROFILE

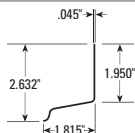
VERTICAL BASE TRIM

MATTE FINISH

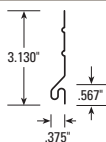



DRIP CAP WIDE

MATTE FINISH

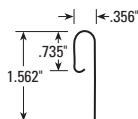
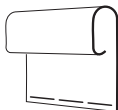


STARTER STRIP



FINISH TRIM

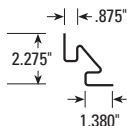
MATTE FINISH



ROYAL DESIGNER ACCESSORIES

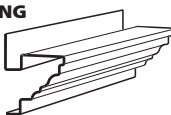
UNIVERSAL INSIDE CORNER

MATTE FINISH

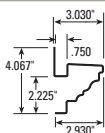


CROWN MOULDING

MATTE FINISH

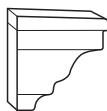


See End Cap below.

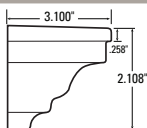


CROWN MOULDING END CAP*

MATTE FINISH



Must be used with Crown Moulding.



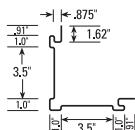
*End Caps come in sets of two.

DESIGNER 20-FOOT CORNER POST

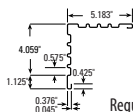
MATTE FINISH

**FOAM
OPTIONAL**

See page 28



FLUTED CORNER POST



Requires J-Channel.

Classic Touches Complement a Home's Exterior Decor and Add Beauty for Generations



SPECIFICATIONS

STANDARD COLORS

Pieces per carton	24
Length per piece.....	12' 6" / 3.81 m
Linear feet per carton.....	300' / 91.4 m
Approx. weight per carton.....	26.9 lb. / 12.2 kg
Product Code.....	MVBT

Available in White only.

Pieces per carton	40
Length per piece.....	12' 6" / 3.81 m
Linear feet per carton.....	500' / 152.4 m
Approx. weight per carton.....	56.2 lb. / 25.5 kg
Product Code.....	MDC2

Available in all colors and Colorscapes collection colors (see page 4).

Pieces per carton	40
Length per piece.....	12' 6" / 3.81 m
Linear feet per carton.....	500' / 152.4 m
Approx. weight per carton.....	65 lb. / 29.5 kg
Product Code.....	SS01

Available in White only.

Pieces per carton	20
Length per piece.....	12' 6" / 3.81 m
Linear feet per carton.....	250' / 76.2 m
Approx. weight per carton.....	19.8 lb. / 9 kg
Product Code.....	(Matte) MFT2, (Sel. Lam.) CSFTG2

Available in all colors and Colorscapes collection colors (see page 4).

Pieces per carton	5
Length per piece.....	10' / 3.05 m
Linear feet per carton.....	50' / 15.2 m
Approx. weight per carton.....	11 lb. / 5 kg
Product Code.....	078MIP2

Available in all colors and Colorscapes collection colors (see page 4).

Pieces per carton	10
Length per piece.....	10' / 3.05 m
Linear feet per carton.....	100' / 30 m
Approx. weight per carton.....	30 lb. / 13.5 kg
Product Code.....	CM

Available in White only.

Sets per carton	10
Length per piece.....	NA
Linear feet per carton.....	NA
Approx. weight per carton.....	.62 lb. / .28 kg
Product Code.....	CMEC

Available in White only.

Pieces per carton	5
Length per piece.....	20' / 6.10 m
Linear feet per carton.....	100' / 30.5 m
Approx. weight per carton.....	57.2 lb. / 26 kg
Product Code.....	DES0780CP - (with foam) DESFOAM0CP

Available in White, Linen, Vintage Cream, Sand, Wicker and Sterling. Also available in all Colorscapes collection colors except Champagne, Sunflower, Victorian Gray and Mountain Blue (see page 4).

Pieces per carton	5
Length per piece.....	20' / 6.10 m
Linear feet per carton.....	100' / 30.5 m
Approx. weight per carton.....	40.8 lb. / 18.5 kg
Product Code.....	FLUOCP

Available in White, Linen, Beige, Vintage Cream, Sand and Wicker.

Printed colors may vary slightly from actual product.

White

Linen

Beige

Vintage Cream

Sand

Heather

Wicker

Clay

Harvard Slate

Sterling

Driftwood

Flagstone

Gray

Blue Gray

Soft Maple

Yellow

Green

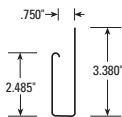
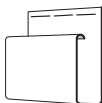
ROYAL DESIGNER AND REINFORCED ACCESSORIES

PRODUCT

PROFILE

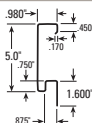
DESIGNER WINDOW CASING

MATTE FINISH



5" DESIGNER WINDOW CASING

MATTE FINISH

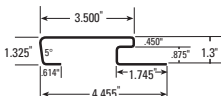


Requires Window Casing Starter Strip.

3-1/2" DESIGNER WINDOW CASING

**FOAM
OPTIONAL**

See below

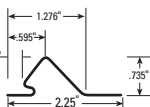


Requires Window Casing Starter Strip.

3-1/2" AND 5" DESIGNER WINDOW CASING STARTER STRIP

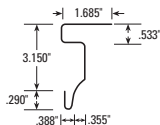


Required for Designer Window Casing.



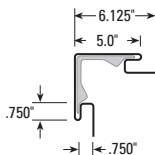
DESIGNER CROWN MOULDING

MATTE FINISH

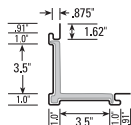


REINFORCED ACCESSORIES

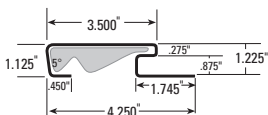
5" OUTSIDE CORNER POST WITH FOAM



DESIGNER 20-FOOT CORNER POST WITH FOAM



3-1/2" DESIGNER WINDOW CASING WITH FOAM



Requires Window Casing Starter Strip.

The Perfect Decorative Accents Enhance the Value and Appeal of Any Home



SPECIFICATIONS

STANDARD COLORS

Pieces per carton	8
Length per piece.....	12' 6" / 3.81 m
Linear feet per carton.....	100' / 30.5 m
Approx. weight per carton	26.84 lb. / 12.5 kg
Product Code.....	DWC078

Available in all colors. Also available in the following **Colorscapes collection colors**: Cypress, Sage, Pebble Clay, Victorian Gray and Mountain Blue, (see page 4).

Pieces per carton	5
Length per piece.....	20' / 6.10 m
Linear feet per carton.....	100' / 30.5 m
Approx. weight per carton	33 lb. / 15 kg
Product Code.....	5TT2

Available in White only.

Pieces per carton	5
Length per piece.....	20' / 6.10 m
Linear feet per carton.....	100' / 30.5 m
Approx. weight per carton	29.7 lb. / 13.5 kg
Product Code.....	DWC312078

Available in White, Linen, Vintage Cream, Wicker, Heather, Harvard Slate, Soft Maple and Sand. Also available in **Colorscapes collection colors** except Champagne and Mountain Blue (see page 4).

Pieces per carton	25
Length per piece.....	12' / 3.66 m
Linear feet per carton.....	300' / 91.4 m
Approx. weight per carton.....	33.1 lb. / 15 kg
Product Code.....	SSDWC

Available in White only.

Pieces per carton	10
Length per piece.....	10' / 3.05 m
Linear feet per carton.....	100' / 30.5 m
Approx. weight per carton.....	40.8 lb. / 18.5 kg
Product Code	DCM

Available in White only.

Pieces per carton	5
Length per piece.....	20' / 6.10 m
Linear feet per carton.....	100' / 30.5 m
Approx. weight per carton with foam	62 lb. / 28 kg
Product Code	078DPOCP20

Available in White, Linen, Vintage Cream, Wicker, Heather, Harvard Slate, Soft Maple and Sand. Also available in the following **Colorscapes collection colors**: Victorian Gray, Pebble Clay, Sage, Cypress, Natural Cedar, Heritage Blue, Country Green and Rustic Red (see page 4).

Pieces per carton	5
Length per piece.....	20' / 6.10 m
Linear feet per carton.....	100' / 30.5 m
Approx. weight per carton with foam	62 lb. / 28 kg
Product Code	DESFOAMOC

Available in White, Linen, Vintage Cream, Sand, Wicker, Sterling, Rustic Red, Natural Cedar, Country Green and Heritage Blue. Also available in all **Colorscapes collection colors** except champagne, sunflower, victorian gray and mountain blue (see page 4).

Pieces per carton	5
Length per piece.....	20' / 6.10 m
Linear feet per carton.....	100' / 30.5 m
Approx. weight per carton with foam	22.7 lb. / 10.31 kg
Product Code	DWC312078DP

Available in White, Linen, Vintage Cream, Wicker, Heather, Harvard Slate, Soft Maple and Sand. Also available in the following **Colorscapes collection colors**: Victorian Gray, Pebble Clay, Sage, Cypress, Natural Cedar, Heritage Blue, Country Green and Rustic Red (see page 4).

Printed colors may vary slightly from actual product.

White

Linen

Beige

Vintage Cream

Sand

Wicker

Clay

Sterling

Gray

Blue Gray



COLORS

Traditional White

Antique White

Natural Cedar

Redwood

Weathered Gray

Rustic Red

Heritage Blue

Country Green

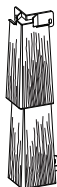
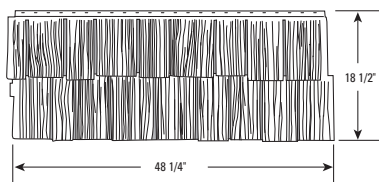
SPECIFICATIONS

HAND SPLIT ROYAL DESIGNER SHAKE

Hand Split Shake

Panel size	18 1/2" x 48 1/4"
Pieces per carton	8
Sq. ft. per carton	49.59
Approx. weight per carton	37.5 lb. / 17 kg
Product Code	RDSHAKE

Available in all colors. Use 1 1/4" accessories.



Hand Split Shake Corner

Corner size: 4 1/16" x 4 1/16" x 20"
10 pieces per box
16 ft. per box
Product Code: **RDSCORNER2**

Available in all colors.



Hand Split Shake Vinyl J-Channel

Corner size: 1 1/4" x 12' 6"
20 pieces per box
250 linear ft.
Product Code: **SP114JC**

Available in all colors.



Hand Split Shake Starter Strip

Size: 1/2" x 1 1/2" x 12' 6"
25 pieces per box
312.5 linear ft.
Product Code: **SPSS01**

Mortar only.



Innovative and Elegant Designs Capture the Classic, Natural Look of Authentic Cedar Shake

SPECIFICATIONS

ROUGH SAWN ROYAL DESIGNER SHAKE

Rough Sawn Shake*

Panel size	14 7/8" x 48 1/4"
Pieces per carton	10
Sq. ft. per carton	49.84
Approx. weight per carton	37.5 lb. / 17 kg
Product Code	RDSHAKE2

Available in all colors.



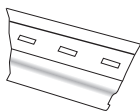
* Use Rough Sawn Starter Strip White only (RDSS01)
Note: Use standard universal accessories.



Rough Sawn Shake Corner
Corner size: 5" x 5" x 14 7/8"
10 pieces per box
12 ft. 4 in. per box
Product Code: **RSAWNCORNER**



Comes with Bottom Cap.
Available in all colors.

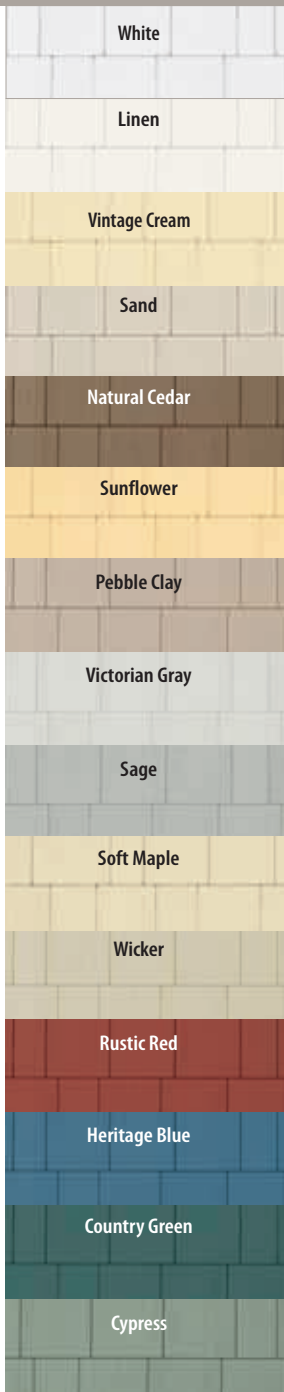


Aluminum Rough Sawn Starter Strip
Size: 2.2" x 10'
50 pieces per box
500 linear ft.
28 lb. per box
Product Code: **RDSS01**



Printed colors may vary slightly from actual product.

COLORS





Now we are proud to introduce a new addition to the family – Royal Designer Shake Long Length.

COLORS

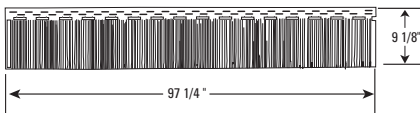


SPECIFICATIONS



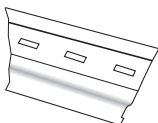
8' Long-length Rough Sawn Panel

Panel size	9 1/8" x 97 1/4"
Pieces per carton	11
Sq. ft. per carton	49.84
Approx. weight per carton	46 lb.
Product Code	RSDS8



8' Long-length Rough Sawn Panel Corner

Corner Size: 2 15/16" x 2 15/16" x 32 1/8"
 5 pieces per box
 13 3/8 ft. per box
 Product Code: **RMSCORNER**



Aluminum Rough Sawn Starter Strip

Size: 2.2" x 10'
 50 pieces per box
 500 linear ft.
 28 lb. per box
 Product Code: **RDSS01**



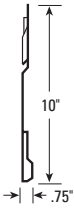
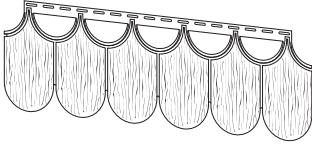
Printed colors may vary slightly from actual product.



SPECIFICATIONS

HALF ROUND

GAUGE: NOMINAL THICKNESS 0.080"



Pieces per carton.....	33
Length per piece.....	32" / .81 m
Squares per carton.....	0.5 sq.
Approx. weight per carton.....	33 lb. / 14.9 kg
Product Code.....	HR



Shown: Royal Half Round in Linen.

Printed colors may vary slightly from actual product.

COLORS

White

Linen

Sand

Clay

Sterling


Forest Green

PRODUCT

VINYL COLUMN KITS

- Column Dimensions: 5" x 5" x 104"
- Traditional Square or Classic Colonial Styles
- Comes with Internal Structural Aluminum Support Tubes
- Certified for 5000 lb. load rating
- Can be used with 36" to 42" Railing Systems
- Includes mounting plates

PROFILE



CLASSIC COLONIAL

TRADITIONAL SQUARE



Classic Colonial Columns

Attractive Maintenance-Free Load Bearing Columns Add Grace and Grandeur to Your Home

SPECIFICATIONS

Pieces per carton	1
Box dimensions	5" W x 5" H x 111" L
Pieces per skid	32
Weight per skid	927 lb. / 420.48 kg
Skid dimensions	40" W x 20" H x 111" L
Approx. weight per carton	27.0 lb. / 12.25 kg
Product Code	FW42483 (Colonial) - FW42589 (Traditional)

Available in White.

Note: Contact Royal Building Products for specific code approvals.




Traditional Square Columns

PRODUCT

PROFILE

**4" ALUMINUM
SQUARE COLUMN**



WHITE



4.000"

**5 1/4" ALUMINUM
SQUARE COLUMN**


WHITE



5.250"

**7 1/4" ALUMINUM
SQUARE COLUMN**


WHITE



7.250"

**9 1/4" ALUMINUM
SQUARE COLUMN**


WHITE



9.250"

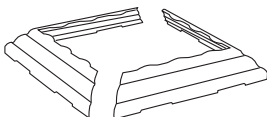
SQUARE ONE-PIECE CAP AND BASE

WHITE



**SQUARE TWO-PIECE (SPLIT)
CAP AND BASE**

WHITE



Make an Architectural Statement with Load Bearing, Fluted Decorative Columns

SPECIFICATIONS

Thickness	Pieces/Box	Length	Weight/Box	Code
STANDARD	1	8'	9.5 lb.	APCOL8190R
STANDARD	1	9'	11 lb.	APCOL8191R
STANDARD	1	10'	12 lb.	APCOL8192R

Thickness	Pieces/Box	Length	Weight/Box	Code
STANDARD	1	8'	14 lb.	APCOL8701R
STANDARD	1	9'	15.5 lb.	APCOL8702R
STANDARD	1	10'	17 lb.	APCOL8703R
STANDARD	1	12'	20.5 lb.	APCOL8704R

Thickness	Pieces/Box	Length	Weight/Box	Code
STANDARD	1	8'	19.5 lb.	APCOL8749R
STANDARD	1	9'	21.5 lb.	APCOL8750R
STANDARD	1	10'	24 lb.	APCOL8751R
STANDARD	1	12'	28 lb.	APCOL8752R

Thickness	Pieces/Box	Length	Weight/Box	Code
STANDARD	1	8'	33.5 lb.	APCOL8220R
STANDARD	1	9'	38 lb.	APCOL8221R
STANDARD	1	10'	42 lb.	APCOL8222R
STANDARD	1	12'	50.5 lb.	APCOL8223R

Thickness	Pieces/Box	Length	Weight/Box	Code
STANDARD	2	4"	0.8 lb.	APBC8230R
STANDARD	2	5.25"	1.0 lb.	APBC8731R
STANDARD	2	7.25"	1.6 lb.	APBC8732R
STANDARD	2	9.25"	2.3 lb.	APBC8233R

Thickness	Pieces/Box	Length	Weight/Box	Code
STANDARD	2	4"	0.8 lb.	APBC8237R
STANDARD	2	5.25"	1.0 lb.	APBC8738R
STANDARD	2	7.25"	1.6 lb.	APBC8739R
STANDARD	2	9.25"	2.3 lb.	APBC8240R

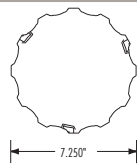
PRODUCT

PROFILE

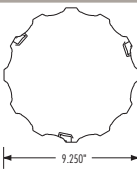
**5 1/4" ALUMINUM
ROUND COLUMN**
WHITE



**7 1/4" ALUMINUM
ROUND COLUMN**
WHITE



**9 1/4" ALUMINUM
ROUND COLUMN**
WHITE




ROUND ONE-PIECE CAP AND BASE
WHITE



**ROUND TWO-PIECE (SPLIT)
CAP AND BASE**
WHITE



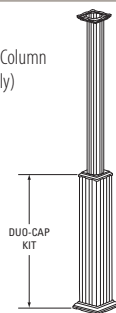
SOLID CAP FOR SQUARE COLUMN
WHITE



DUO-CAP KIT



5 1/4" Round Column
(sold separately)



Make an Architectural Statement with Load Bearing, Fluted Decorative Columns

SPECIFICATIONS

Thickness	Pieces/Box	Length	Weight/Box	Code
STANDARD	1	8'	12 lb.	APCOL8601R
STANDARD	1	9'	13.5 lb.	APCOL8602R
STANDARD	1	10'	15 lb.	APCOL8603R
STANDARD	1	12'	18 lb.	APCOL8604R

Thickness	Pieces/Box	Length	Weight/Box	Code
STANDARD	1	8'	16 lb.	APCOL8609R
STANDARD	1	9'	18 lb.	APCOL8610R
STANDARD	1	10'	19.5 lb.	APCOL8611R
STANDARD	1	12'	23 lb.	APCOL8612R

Thickness	Pieces/Box	Length	Weight/Box	Code
STANDARD	1	8'	28.5 lb.	APCOL8020R
STANDARD	1	9'	32 lb.	APCOL8021R
STANDARD	1	10'	35.5 lb.	APCOL8022R
STANDARD	1	12'	42.5 lb.	APCOL8023R

Thickness	Pieces/Box	Length	Weight/Box	Code
STANDARD	2	5.25"	1.0 lb.	APBC8665R
STANDARD	2	7.25"	1.6 lb.	APBC8666R
STANDARD	2	9.25"	2.3 lb.	APBC8067R

Thickness	Pieces/Box	Length	Weight/Box	Code
STANDARD	2	5.25"	1.0 lb.	APBC8673R
STANDARD	2	7.25"	1.6 lb.	APBC8674R
STANDARD	2	9.25"	2.3 lb.	APBC8075R

Thickness	Pieces/Box	Length	Weight/Box	Code
STANDARD	1	5.25"	0.8 lb.	APDC8734R
STANDARD	1	7.25"	0.9 lb.	APDC8733R

Included	Pieces/Box	Code
Square column 7 1/4" x 44"	1	APDC8745R
Square base 7 1/4"	1	
Internal Styrofoam Column supports	2	
Mounting kit	1	

Buying Information:

To finish railings or create an attractive surface for a plant holder or a light, purchase the 7 1/4" solid Decorative Cap.

To add more architectural appeal to your home, purchase a 5 1/4" Round Column and 5 1/4" Round Cap and Base (as shown).



Royal Mounts & Vents

PRODUCT

PROFILE

e-MOUNT® ELECTRICAL MOUNTING BLOCK



Clearance holes under fixture screws to eliminate binding of screws

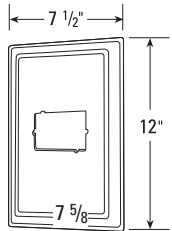
Light fixture bracket shown supplied with light fixture

Bracket mounting holes: No special screws required — simply use screws that are supplied with light fixture

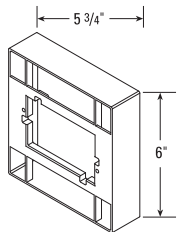
f-PLATE DECORATIVE FACEPLATE



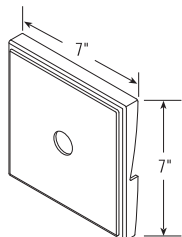
c-COVER COACH COVER



e-MOUNT SPACER

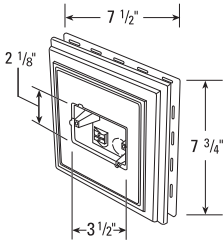


f-MOUNT FLUSH MOUNT



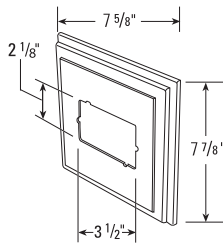
Finishing Details that Make All the Difference

SPECIFICATIONS



Pieces per carton	10
Depth of J-Channel	1"
J-Channel Positions.....	.8"
Approx. weight per carton	10 lb. / 4.54 kg
Product Code.....	10

Available in select Royal Siding colors.



Pieces per carton	10
Depth of J-Channel.....	N/A
J-Channel Positions	N/A
Approx. weight per carton.....	2 lb. / 0.907 kg
Product Code	11

..... (Polished Brass) **11POL**

Available in select Royal Siding colors.

Pieces per carton	10
Depth of J-Channel.....	N/A
J-Channel Positions.....	N/A
Approx. weight per carton	3.5 lb. / 1.59 kg
Product Code.....	14

Available in select Royal Siding colors.

Pieces per carton	10
Depth of J-Channel	1.25"
J-Channel Positions.....	1.25"
Approx. weight per carton.....	3 lb. / 1.36 kg
Product Code.....	12

Available in select Royal Siding colors.

Pieces per carton	10
Depth of J-Channel.....	N/A
J-Channel Positions.....	N/A
Approx. weight per carton.....	4 lb. / 1.81 kg
Product Code.....	17

Fits Double 4" and 5" lap siding.

Available in select Royal Siding colors.

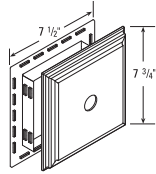


Royal Mounts & Vents

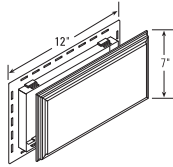
PRODUCT

PROFILE

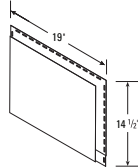
s-MOUNT STANDARD MOUNT



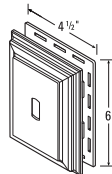
L-MOUNT LARGE STANDARD MOUNT



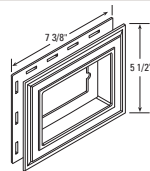
METERBASE MOUNT



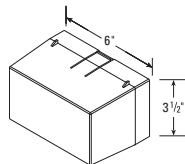

MINI MOUNT



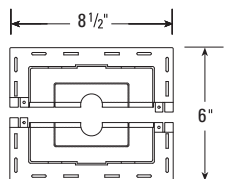
RECESS MINI MOUNT



r-COVER RECESSED COVER



r-MOUNT RECESSED SPLIT MOUNT



Leading the Market in Design, Performance and Durability

SPECIFICATIONS

Pieces per carton	10
Depth of J-Channel	1"
J-Channel Positions75" to 1.25"
Approx. weight per carton	6 lb. / 2.72 kg
Product Code	13

Available in select Royal Siding colors.

Pieces per carton	10
Depth of J-Channel	1"
J-Channel Positions75" to 1.25"
Approx. weight per carton	6 lb. / 2.72 kg
Product Code	41

Available in select Royal Siding colors.

Pieces per carton	1
Depth of J-Channel	1"
Approx. weight per carton	2 lb. / .9 kg
Product Code	42

Available in select Royal Siding colors.

Pieces per carton	10
Depth of J-Channel	3/4"
J-Channel Positions75" to 1.25"
Approx. weight per carton	4 lb. / 1.81 kg
Product Code	43

Available in select Royal Siding colors.

Pieces per carton	10
Depth of J-Channel	1"
J-Channel Positions75" to 1.25"
Approx. weight per carton	4 lb. / 1.81 kg
Product Code	44

Available in select Royal Siding colors.

Pieces per carton	10
Depth of J-Channel	N/A
J-Channel Positions	N/A
Approx. weight per carton	4 lb. / 1.81 kg
Product Code	16

Available in select Royal Siding colors.

Pieces per carton	10
Depth of J-Channel	1"
J-Channel Positions75" to 1.25"
Approx. weight per carton	5 lb. / 2.27 kg
Product Code	15

Available in select Royal Siding colors.

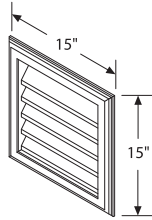


Royal Mounts & Vents

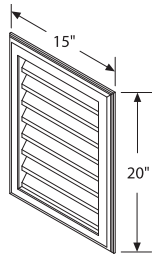
PRODUCT

PROFILE

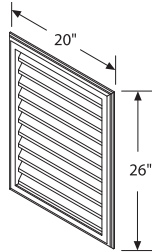
GABLE VENT* 15" x 15"



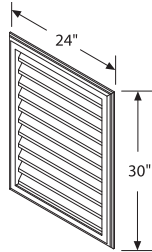
GABLE VENT* 15" x 20"



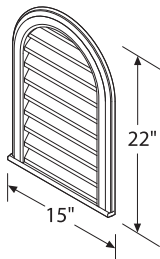
GABLE VENT* 20" x 26"



GABLE VENT* 24" x 30"



ROUND TOP VENT* 15" x 22"



Patented Designs for Long-Term Performance and Improved Energy Efficiency

SPECIFICATIONS

Pieces per carton	1
Vent Area	30 sq. in.
Outside Dimensions	15" x 15"
Rough Opening	11" x 11"
Depth of J-Channel.....	1.9"
J-Channel Positions.....	.75" to 1.25"
Approx. weight per carton (each)	3 lb. / 1.36 kg
Product Code.....	21

Pieces per carton	1
Vent Area	42 sq. in.
Outside Dimensions	15" x 20"
Rough Opening	11" x 16"
Depth of J-Channel.....	1.9"
J-Channel Positions.....	.75" to 1.25"
Approx. weight per carton (each)	4 lb. / 1.81 kg
Product Code.....	22

Pieces per carton	1
Vent Area	88 sq. in.
Outside Dimensions	20" x 26"
Rough Opening	16" x 22"
Depth of J-Channel.....	1.9"
J-Channel Positions.....	.75" to 1.25"
Approx. weight per carton (each).....	7.5 lb. / 3.40 kg
Product Code.....	23

Pieces per carton	1
Vent Area	132 sq. in.
Outside Dimensions	24" x 30"
Rough Opening	20" x 26"
Depth of J-Channel.....	1.9"
J-Channel Positions.....	.75" to 1.25"
Approx. weight per carton (each).....	7.27 lb. / 3.3 kg
Product Code.....	29

Pieces per carton	1
Vent Area	51 sq. in.
Outside Dimensions	15" x 22"
Rough Opening	11" x 16"
Depth of J-Channel.....	1.9"
J-Channel Positions.....	.75" to 1.25"
Approx. weight per carton (each)	5 lb. / 2.27 kg
Product Code.....	26

***Available in select Royal Siding colors.**

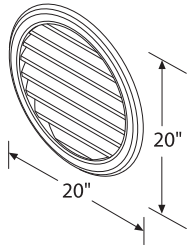


Royal Mounts & Vents

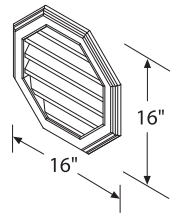
PRODUCT

PROFILE

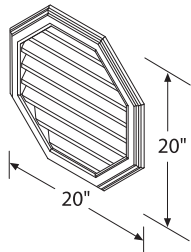
20/22 ROUND VENT*



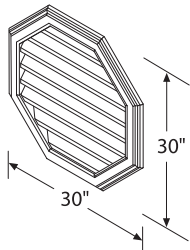
OCTAGON VENT* 16"



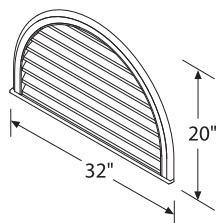
20/22 OCTAGON VENT*



OCTAGON VENT* 30"



HALF ROUND VENT* 32" x 20"



Innovative Designs Offering Exceptionally Simple Installations

SPECIFICATIONS

Pieces per carton	1
Vent Area	52 sq. in.
Outside Dimensions	20"
Rough Opening	16"
Depth of J-Channel	1.9"
J-Channel Positions75" to 1.25"
Approx. weight per carton (each)	5 lb. / 2.27 kg
Product Code	27

Pieces per carton	1
Vent Area	29 sq. in.
Outside Dimensions	16"
Rough Opening	12"
Depth of J-Channel	1.9"
J-Channel Positions75" to 1.25"
Approx. weight per carton (each)	3 lb. / 1.36 kg
Product Code	25

Pieces per carton	1
Vent Area	54 sq. in.
Outside Dimensions	20"
Rough Opening	16"
Depth of J-Channel	1.9"
J-Channel Positions75" to 1.25"
Approx. weight per carton (each)	5 lb. / 2.27 kg
Product Code	24

Pieces per carton	1
Vent Area	134 sq. in.
Outside Dimensions	30"
Rough Opening	26"
Depth of J-Channel	1.9"
J-Channel Positions75" to 1.25"
Approx. weight per carton	7.9 lb. / 3.6 kg
Product Code	30

Pieces per carton	1
Vent Area	100 sq. in.
Outside Dimensions	32" x 20"
Rough Opening	28" x 16"
Depth of J-Channel	1.9"
J-Channel Positions75" to 1.25"
Approx. weight per carton	8 lb. / 3.63 kg
Product Code	28

***Available in select Royal Siding colors.**

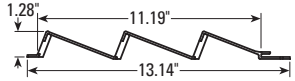


Royal Mounts & Vents

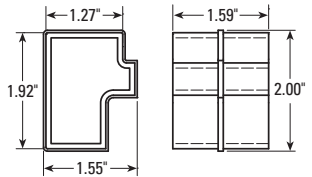
PRODUCT

PROFILE

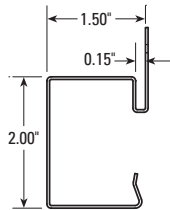

CUSTOM VENT GABLE PANEL 42"



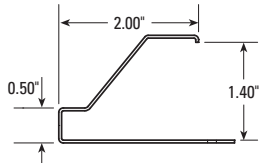
CUSTOM VENT STARTER RAIL CONNECTOR



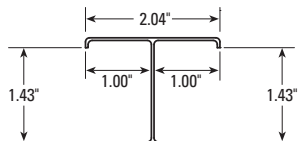
CUSTOM VENT STARTER RAIL 42" and 84"



CUSTOM VENT J-CHANNEL 42" and 84"



CUSTOM VENT T-CHANNEL 42" and 84"



Advanced Features and Practicality for Maximum Performance

SPECIFICATIONS

Pieces per carton	8
Outside Dimensions	13.14" x 42"
Ventilation area.....	70 sq. in.
Approx. weight per carton (each)	25 lb. / 11.35 kg
Product Code.....	50

Available in White only.

Pieces per carton.....	32
Outside Dimensions.....	2" x 1.27"
Approx. weight per carton (each)	2 lb. / .9 kg
Product Code.....	51

Available in White only.

Length	42"	84"
Pieces per carton	8	48
Outside Dimensions	2" x 1.5"	2" x 1.5"
Approx. weight per carton (each)	8 lb. / 3.6 kg	70 lb. / 32 kg
Product Code.....	52	55

Available in White only.

Length	42"	84"
Pieces per carton	8	48
Outside Dimensions.....	1.40" x 2"	1.40" x 2"
J-Channel Position	1.40"	1.40"
Approx. weight per carton (each)	8 lb. / 3.6 kg	70 lb. / 32 kg
Product Code.....	53	56

Available in White only.

Length	42"	84"
Pieces per carton	8	48
Outside Dimensions	1.43" x 2.04"	1.43" x 2.04"
J-Channel Position	1.43"	1.43"
Approx. weight per carton (each)	7 lb. / 3.2 kg	70 lb. / 32 kg
Product Code.....	54	57

Available in White only.

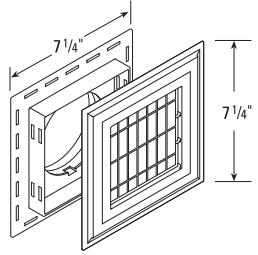


Royal Mounts & Vents

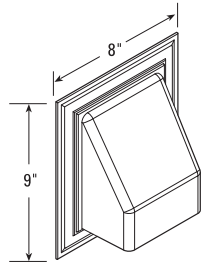
PRODUCT

PROFILE

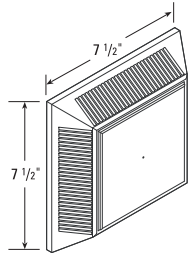
b-VENT* BATHROOM / DRYER EXHAUST VENT



d-VENT* DRYER VENT

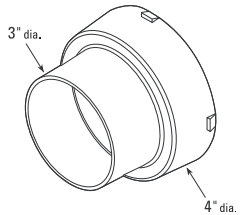


s-VENT* SOFFIT VENT COVER




4" to 3" REDUCER*

For Bathroom / Dryer Exhaust Vent



d-VENT DETAILS

INTERIOR



Plenty of nailing slots

Dual snaps at .75" and 1.25"

Lid recesses into base to prevent bird/rodent entry when dryer is not running

Deflection walls keep lint from getting behind paddle wheel

Paddle wheel spins when dryer is running, discouraging bird/rodent entry and allowing lint to flow freely

Practical and Efficient Solutions, Virtually Maintenance-Free

SPECIFICATIONS

Pieces per carton	4
Outside Dimensions	7.25" x 7.25"
Depth of J-Channel	1"
J-Channel Positions75" to 1.25"
Approx. weight per carton	3 lb. / 1.36 kg
Product Code	19

Pieces per carton	4
Outside Dimensions	8" x 9"
Depth of J-Channel	1"
J-Channel Positions75" to 1.25"
Approx. weight per carton	6 lb. / 2.72 kg
Product Code	20

Note: 4" metal tubes available

Pieces per carton	10
Outside Dimensions	7.5" x 7.5"
Depth of J-Channel	N/A
J-Channel Positions	N/A
Approx. weight per carton	3 lb. / 1.36 kg
Product Code	18

Pieces per carton	20
Outside Dimensions	3" x 4" dia.
Depth of J-Channel	N/A
J-Channel Positions	N/A
Approx. weight per carton	3 lb. / 1.36 kg
Product Code	34

***Available in select Royal Siding colors.**


TUBE CONNECTION

3"-long tube connection with 4 1/4" to 4" inside taper allows easy retrofit over existing tube

Deep taper for easy insertion of 4" metal tubes

Snaps for tubes

When remodeling, existing tubes may be left inside the wall – long tube with taper enables all connections to be done outside of home





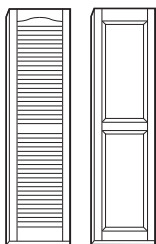
Royal Premium Shutters

PRODUCT

PROFILE

SPECIFICATIONS

LOUVERED AND RAISED PANELS



Louvered Panel
9", 12" and 14"

Raised Panel
12" and 15"

Widths . 9"* , 12" , 14"* and 15"
Lengths . 31" , 36" , 39" , 43" , 48" ,
..... 52" , 55" , 60" , 64" , 67" ,
..... 72" , 75" and 80

*Available in Louvered Panel only.

SHUTTER TOPS

15" QUARTER ROUND –
LOUVER



Width 15"
Box **Packed in pair**
..... (Left and Right)

SHUTTER TOPS

15" QUARTER ROUND –
RAISED PANEL



Width 15"
Box **Packed in pair**
..... (Left and Right)

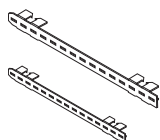
SHUTTER TOPS

15" ELLIPTICAL ARCHTOP –
RAISED PANEL



Width 15"
Box **Packed in pair**
..... (Left and Right)

HIDDEN MOUNTING BRACKET



Width 12" and 15"
Packaged 12 brackets with screws and plastic screw plugs for concrete. Comes in Black.

Crafted with Care for a Truly Solid Wood Look

COLORS

PREMIUM SHUTTERS FEATURES:

- 9", 12", 14" and 15" widths available
- Louver shutter has stiffer louvers for improved performance
- Shutters are heavier than industry standards for that truly solid wood look
- Color-through process resists fading and hides scratches to keep its freshly painted look for years
- Detailed woodgrain finish captures real wood look, but without the maintenance
- Shutter fasteners are included for easy mounting into siding and brick
- Custom lengths available for all models
- Available in Louvered and Raised Panel styles
- All shutter colors can be painted using XIM Plastic & Vinyl Primer
- Available pre-primed so you can customize the shutters for greater design flexibility
- Available in 19 popular shades
- Comes with a limited lifetime warranty

White
Black
Brown
Aqua
Sandstone
Red
Spearmint
Desert
Taupe
Grape
Chocolate
Berry
Royal
Pine
Cranberry
Green
Blue
Indigo Blue
Gray




Shown: Double 4" Designer Siding in Beige complemented with Royal Premium Shutters in Red.

Printed colors may vary slightly from actual product.




A **B**
C **D**



- A** Royal DuraPlank in Sage.
- B** Royal Woodland Double 4.5" Traditional in Rustic Red accented with Royal Raised Panel Shutters in Black.
- C** Royal Crest Double 4" Traditional in Blue Gray with Round Gable Vent in White.
- D** Royal Ridgeback in Pebble Clay.
- E** Royal Woodland in Country Green with matching Outside Corner Posts and Accessories.
- F** Royal Ridgeback in Cypress.
- G** Hidden Vent Soffit in White.



E **F** **G**



YOUR PEACE OF MIND ASSURED



Royal Ridgeback, Royal DuraPlank, Royal Woodland and Journeymen Select are backed by a powerful Double Lifetime Warranty that includes the strongest color protection in the business: A Lifetime Color Protection Warranty up to 3 Hunter Units for Colorsclapes™ collection colors.



All standard Royal vinyl siding comes with this Lifetime Non-Prorated Transferable to Lifetime Non-Prorated Warranty with the exclusive Dura™ Color Protection. Covers replacement materials and labor. Includes lifetime hail protection.



Royal Designer Shake is covered by Royal's exclusive Lifetime Prorated Transferable Limited Warranty.



Architectural Series Columns give you the assurance of our 20-year Non-Prorated, Limited Warranty.



AlumiPro Decorative Columns are backed by a 25-year Warranty that adds architectural distinction to your home throughout the years.



Certified vinyl siding is siding that is verified by an independent process to meet or exceed ASTM D3679, the long-standing accepted industry standard for quality vinyl siding. ASTM, the American Society for Testing and Materials, is one of the largest standards development systems in the world and has been developing technical standards for products for the past 100 years.

Many vinyl siding manufacturers have been working to meet or exceed the ASTM standard for years, but now through the VSI* certification program, they can demonstrate to consumers that their products have achieved this mark of quality.

*Consult the VSI Web site at www.vinylsiding.org for a current list of certified products.

MEMBERSHIPS



APPROVALS / LISTINGS

ICBO
ER-4923

BOCA
99-29

SBCCI
9826A

CCMC LISTING
12244-L

MEA
233-92-M

**SOFFIT
STANDARD**
ASTM D4477

**VINYL SIDING
STANDARD**
ASTM D3679

**TEXAS DEPT.
OF INSURANCE**
EC-28



Royal Building Products

Great Ideas Taking Shape.

www.royalbuildingproducts.com



AUTHORIZED DEALER