



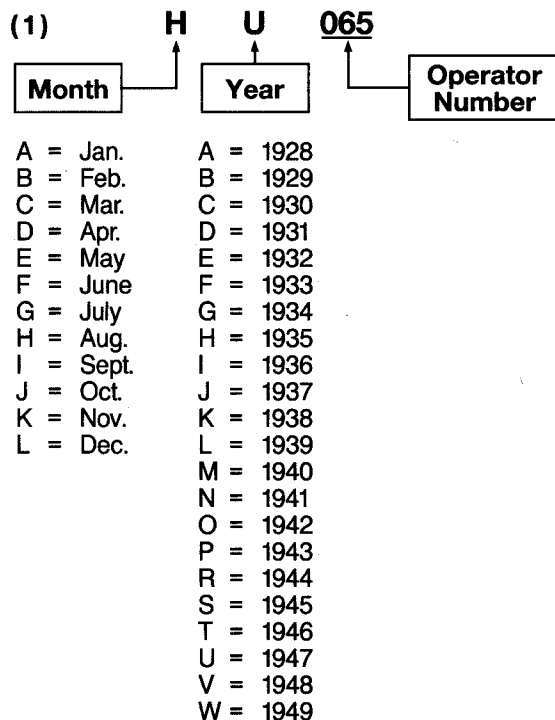
Subject: DATE CODE SYSTEM

Merchandised distribution equipment and molded case circuit breakers are date coded to identify the time of manufacture. This code is useful in tracing equipment having design changes and in pinpointing areas and assembly periods. The date code is placed separately or hand-stamped and should not be confused with label numbers, etc.

IMPORTANT: ALWAYS OBTAIN THE DATE CODE WHEN INVESTIGATING A COMPLAINT ON ANY DEVICE.

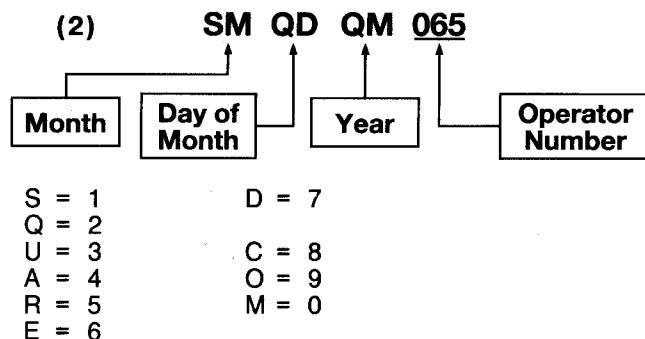
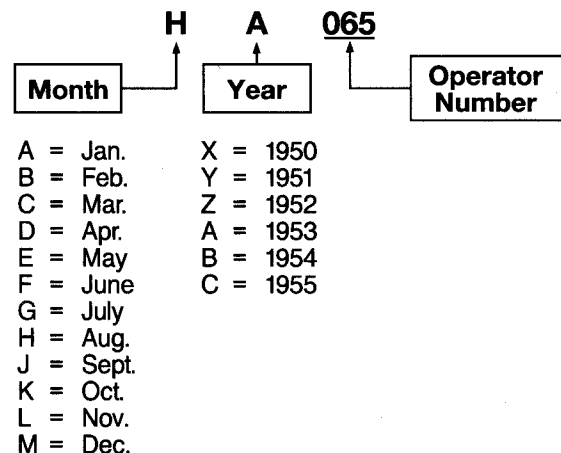
PRE-1950 DATE CODE SYSTEM

Two methods below were in use prior to 1950. It can not be determined as to exactly when and where these methods were used; however, this information in conjunction with the equipment appearance and years in service should enable a date of manufacture to be determined.



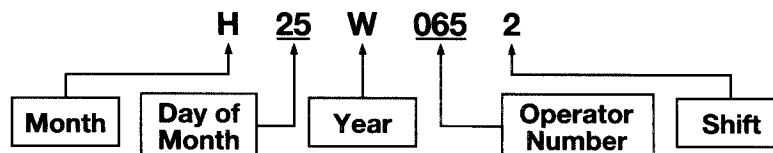
1950-1955 DATE CODE SYSTEM

Between 1950 and 1955, the method below was used to date code load centers, safety switches and some circuit breakers manufactured in Detroit.



1956 AND LATER DATE CODE SYSTEM

The current date code system was adopted in 1956 and has been in use since that time on all distribution equipment and circuit breaker products. The only exception was high volume QO circuit breakers, where the UL manifest number was used to establish the date of manufacture prior to December, 1975. In December, 1975 the Lincoln plant began stamping the month and year code only on the manifest label of QO circuit breakers. The date code system is illustrated below.



A = Jan.
B = Feb.
C = Mar.
D = Apr.
E = May
F = June
G = July
H = Aug.
J = Sept.
K = Oct.
L = Nov.
M = Dec.

A = 1950, 1971, 1992
B = 1951, 1972, 1993
C = 1952, 1973, 1994
D = 1953, 1974, 1995
E = 1954, 1975, 1996
F = 1955, 1976, 1997
G = 1956, 1977, 1998
H = 1957, 1978, 1999
J = 1958, 1979, 2000

K = 1959, 1980
L = 1960, 1981
M = 1961, 1982
N = 1962, 1983
P = 1963, 1984
R = 1964, 1985
S = 1965, 1986
T = 1966, 1987
U = 1967, 1988
V = 1968, 1989
W = 1969, 1990
X = 1970, 1991
Y = 1971, (Peru plant only • 1st 6 mos.)

1 = 1st
2 = 2nd
3 = 3rd

NOTE:

The letters "I", "O" and "Q" are not used in this date code system.

Variations in use of this date code system:

1. Month and year only. i.e. **BA**
2. Month, day and year. i.e. **B20A**
3. Month, day, year and shift. i.e. **B20A2**

LOCATION OF DATE CODE

- QO® Load Centers – stamped on wiring diagram or box label
- Combination Service Equipment – stamped on wiring diagram
- Multi-Metering Equipment – stamped on wiring diagram
- Industrial Molded Case Breakers (including I-LINE®) – included on faceplate label on front of breaker since 1980.
- Enclosed Breakers – inside cover, or side of box.
- Merchandised NQO, NQOB, QMB and I-LINE Panelboards – stamped on interior pan at mains end
- QMB Fusible Units – stamped inside cover
- See page 3 for illustrations on safety switches and circuit breakers.

SQUARE D SAFETY SWITCH

Single Throw, Fusible
CATALOG NO. H 363 AWK
100 AMP, 600 VAC

SERIES A2

Lugs suitable for No. 14 thru 1/0 copper conductors.

STD.	H.P. RATING	MAX.
25	480 VAC 3 Phase	60
30	600 VAC 3 Phase	50

The starting current of motors of more than the standard horsepower ratings may require the use of fuses with appropriate time delay characteristics.

Continuous load current not to exceed 80 percent of the rating of fuses employed in other than motor circuits.

To open cover for examination when ON.

1. Turn cover release screw counter clockwise.
2. Open cover while turning interlock release (slotted screw) on handle side.

Oil Bearing surfaces annually.

SUITABLE FOR USE AS SERVICE EQUIPMENT

H25W0652

When ordering repair parts specify Catalog and Series Numbers.

Complete Interior Switch Base HN-363-A
Fuse Base 1036934
Fuse Clip SK-2363-V
Blade Jaw 153310

Inspected by

SQUARE D COMPANY

40258 358-01 12-68 106

Location: inside cover

3 POLE TYPE QOB

SQUARE D 61

LISTED

CIRCUIT BREAKER

XX-XXX

UL **SA**

Location: on UL manifest label near wire termination end

MOLDED CASE CIRCUIT BREAKER

80 AMP **480°C**

CATALOG NO. FAL320801420

SERIES 2

MODIFICATIONS

STD LUG DATA

SQUARE D

Location: on faceplate label below standard lug data

MOLDED CASE CIRCUIT BREAKER

EHB14020

MADE IN U.S.A.

A24A1

Location: on side of circuit breaker

MOLDED CASE CIRCUIT BREAKER

125 AMP **480°C**

CATALOG NO.

MODIFICATIONS

STD LUG DATA

SQUARE D

Location: on faceplate label below catalog number

MOLDED CASE CIRCUIT BREAKER

35 AMP **480°C**

CATALOG NO. FHB26035BC

SERIES 2

MODIFICATIONS

STD LUG DATA

SQUARE D

Location: on faceplate label below interrupting ratings data

MOLDED CASE CIRCUIT BREAKER

120/240 VAC TYPE QOM2

INTERRUPTING RATING

CAT. NO.

MADE IN U.S.A.

40°C

Location: on faceplate label below catalog number

ELECTRICAL DISTRIBUTION BUSINESS