

SPLIT TYPE AIR CONDITIONER (50Hz)

DUCT type

SERVICE MANUAL

Models	Indoor unit	Outdoor unit
	ARG25ALC	AOG25ANBL
	ARG25RLC	AOG25RNBL
	ARY25ALC	AOY25ANBL
	ARY25RLC	AOY25RNBL
	ART25ALC	AOT25ANAL
	ART25RLC	AOT25RNAL
		AOT25RZDL
	ARG30ALC	AOG30AMBL
		AOG30AMBH
	ARG30RLC	AOG30RMBL
	ARY30ALC	AOY30AMBL
		AOY30AMBH
	ARY30RLC	AOY30RMBL
	ART30ALC	AOT30AMBL
	ART30RLC	AOT30RMBL

C O N T E N T S

SPECIFICATIONS	1
OUTLINE AND DIMENSIONS	3
CIRCUIT DIAGRAM	5
REFRIGERANT SYSTEM DIAGRAM	15
INDOOR PRINTED CIRCUIT BOARD CIRCUIT DIAGRAM	18
OUTDOOR PRINTED CIRCUIT BOARD CIRCUIT DIAGRAM	21
ERROR CONTENTS	26
DISASSEMBLY ILLUSTRATION	27
PARTS LIST	54
ACCESSORIES	61

S P E C I F I C A T I O N S

TYPE		COOLING		COOLING & HEATING		
INDOOR UNIT		ARG25ALC ARY25ALC	ART25ALC	ARG25RLC ARY25RLC	ART25RLC	
OUTDOOR UNIT		AOG25ANBL AOY25ANBL	AOT25ANAL	AOG25RNBL AOY25RNBL	AOT25RNAL	AOT25RZDL
COOLING CAPACITY	(kW)	7.00 - 7.10	7.10	6.80 - 7.05	7.05	7.00
HEATING CAPACITY	(kW)	-	-	7.75 - 8.00	8.00	7.90

POWER SOURCE	V	220 - 240	240	220 - 240	240	
	Hz	50				
RUNNING CURRENT (COOL)	A	13.0 - 13.6	13.0	12.6 - 12.6	12.6	13.9
RUNNING CURRENT (HEAT)	A	-	-	11.6 - 11.6	11.6	12.8
INPUT WATTS (COOL)	kW	2.64 - 2.77	2.85	2.70 - 2.80	2.80	3.00
INPUT WATTS (HEAT)	kW	-	-	2.45 - 2.55	2.55	2.70
E.E.R (COOL)	kW/kW	2.65 - 2.56	2.49	2.52 - 2.52	2.52	2.33
E.E.R (HEAT)	kW/kW	-	-	3.16 - 3.14	3.14	2.93
STARTING CURRENT	A	61	35	61	35	45
MOISTURE REMOVAL	l/h	2.2	2.5	2.2	2.5	

COMPRESSOR TYPE	Hermetic type, 2 pole, Single phase, Induction motor					
CODE	2JS438D5CA02					AWG5532EXC
REFRIGERANT R-22	g	2100	2050	2200	2100	

FAN SPEED INDOOR HIGH	r.p.m	890				
FAN SPEED INDOOR MED	r.p.m	820				
FAN SPEED INDOOR LOW	r.p.m	745				
FAN SPEED OUTDOOR	r.p.m	740	720	740	720	
AIR FLOW INDOOR	m3/h	1100 (at 100Pa)				
AIR FLOW OUTDOOR	m3/h	2590	3000	2590	3000	
DIMENSIONS IN (H x W x D)	mm	270 x 1210 x 700				
DIMENSIONS OUT (H x W x D)	mm	643 x 840 x 336	700 x 900 x 350	643 x 840 x 336	700 x 900 x 350	
WEIGHT IN (NET/GROSS)	kg	43 / 58				
WEIGHT OUT (NET/GROSS)	kg	65 / 73	67 / 79	69 / 77	70 / 82	
MAX PIPE LENGTH/HEIGHT	m	25 / 15				
REMOTE CONTROLLER TYPE	WIRED					

REFRIGERANT CHARGE (FULL CHARGE AMOUNT)

PIPE LENGTH	7.5m (25ft)	10m (33ft)	15m (49ft)	20m (66ft)	25m (82ft)	Additional refrigerant
ARG25ALC / AOG25ANBL ARY25ALC / AOY25ANBL	2100g (74.1 oz)	2143g (75.6 oz)	2228g (78.6 oz)	2313g (81.6 oz)	2398g (84.6 oz)	17g/m (0.18 oz/ft)
ART25ALC / AOT25ANAL	2050g (72.3 oz)	2100g (74.1 oz)	2200g (77.6 oz)	2300g (81.1 oz)	2400g (84.7 oz)	20g/m (0.22 oz/ft)
ARG25RLC / AOG25RNBL ARY25RLC / AOY25RNBL	2200g (77.6 oz)	2300g (81.1 oz)	2500g (88.2 oz)	2700g (95.2 oz)	2900g (102.3 oz)	40g/m (0.43 oz/ft)
ART25RLC / AOT25RNAL ART25RLC / AOT25RZDL	2100g (74.1 oz)	2225g (78.5 oz)	2475g (87.3 oz)	2725g (96.1 oz)	2975g (104.9 oz)	50g/m (0.54 oz/ft)

TYPE		COOLING			COOLING & HEATING	
INDOOR UNIT		ARG30ALC ARY30ALC		ART30ALC	ARG30RLC ARY30RLC	ART30RLC
OUTDOOR UNIT		AOG30AMBL AOY30AMBL	AOG30AMBH AOY30AMBH	AOT30AMBL	AOG30RMBL AOY30RMBL	AOT30RMBL
COOLING CAPACITY	(kW)	8.60 - 8.80		8.80	8.30 - 8.60	8.60
HEATING CAPACITY	(kW)	-			9.30 - 9.50	9.50

POWER SOURCE	V	220 - 240	240	220 - 240	240
	Hz	50			
RUNNING CURRENT (COOL)	A	15.5 - 15.3	15.3	15.9 - 15.7	15.5
RUNNING CURRENT (HEAT)	A	-		14.5 - 14.7	14.5
INPUT WATTS (COOL)	kW	3.30 - 3.40	3.40	3.40 - 3.55	3.50
INPUT WATTS (HEAT)	kW	-		3.05 - 3.20	3.27
E.E.R (COOL)	kW/kW	2.61 - 2.59	2.59	2.44 - 2.42	2.46
E.E.R (HEAT)	kW/kW	-		3.05 - 2.97	2.91
STARTING CURRENT	A	90	45	90	45
MOISTURE REMOVAL	l/h	4.0			

COMPRESSOR TYPE	Hermetic type, 2 pole, Single phase, Induction motor				
CODE	NH52VNHT	NHT52VAAT	NH52VNHT	NH52VNHT	
REFRIGERANT R-22	g	2400	2500	2400	2700

FAN SPEED INDOOR HIGH	r.p.m	1240			
FAN SPEED INDOOR MED	r.p.m	1140			
FAN SPEED INDOOR LOW	r.p.m	1040			
FAN SPEED OUTDOOR	r.p.m	730		760	
AIR FLOW INDOOR	m3/h	1750 (at 100Pa)			
AIR FLOW OUTDOOR	m3/h	3320		3450	
DIMENSIONS IN (H x W x D)	mm	270 x 1210 x 700			
DIMENSIONS OUT (H x W x D)	mm	900 x 900 x 350			
WEIGHT IN (NET/GROSS)	kg	43 / 58			
WEIGHT OUT (NET/GROSS)	kg	79 / 91		80 / 92	
MAX PIPE LENGTH/HEIGHT	m	30 / 15		25 / 15	
REMOTE CONTROLLER TYPE		WIRED			

REFRIGERANT CHARGE (FULL CHARGE AMOUNT)

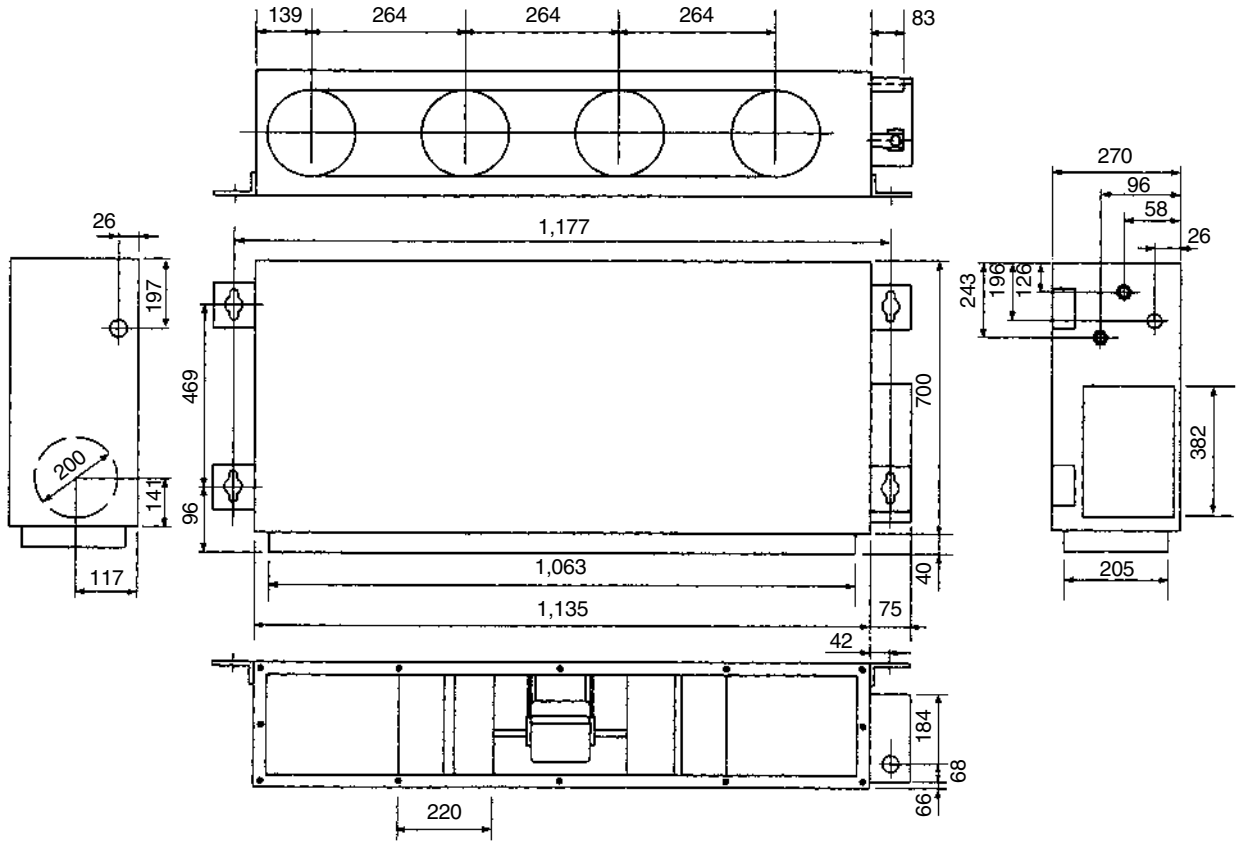
PIPE LENGTH	7.5m (25ft)	10m (33ft)	15m (49ft)	20m (66ft)	25m (82ft)	30m (98ft)	Additional refrigerant
ARG30ALC / AOG30AMBL ARY30ALC / AOY30AMBL ART30ALC / AOT30AMBL	2400g (84.7 oz)	2450g (86.4 oz)	2550g (89.9 oz)	2650g (93.5 oz)	2750g (97.0 oz)	2850g (100.5 oz)	20g/m (0.22 oz/ft)
ARG30ALC / AOG30AMBH ARY30ALC / AOY30AMBH	2500g (88.2 oz)	2550g (89.9 oz)	2650g (93.05 oz)	2750g (97.0 oz)	2850g (100.5 oz)	2950g (104.1 oz)	20g/m (0.22 oz/ft)
ARG30RLC / AOG30RNAL ARY30RLC / AOY30RNAL AOT30RLC / AOT30RNAL	2700g (95.2 oz)	2825g (100.5 oz)	3075g (108.5 oz)	3325g (117.3 oz)	3575g (126.1 oz)	-	50g/m (0.54 oz/ft)

DIMENSIONS

INDOOR UNIT

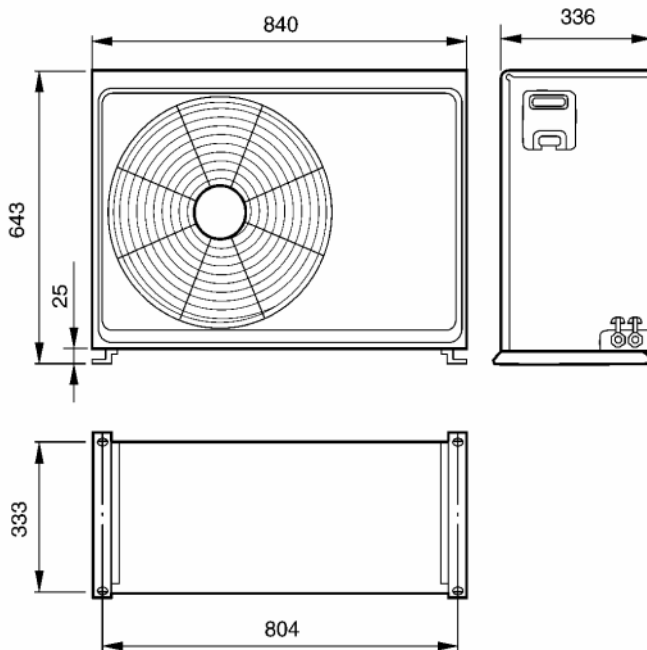
Models : ARG25ALC ARG25RLC
 ARY25ALC ARY25RLC
 ART25ALC ART25RLC
 ARG30ALC ARG30RLC
 ARY30ALC ARY30RLC
 ART30ALC ART30RLC

Unit : mm



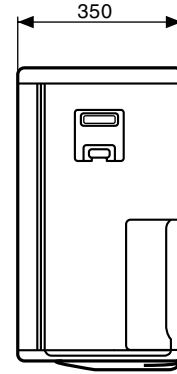
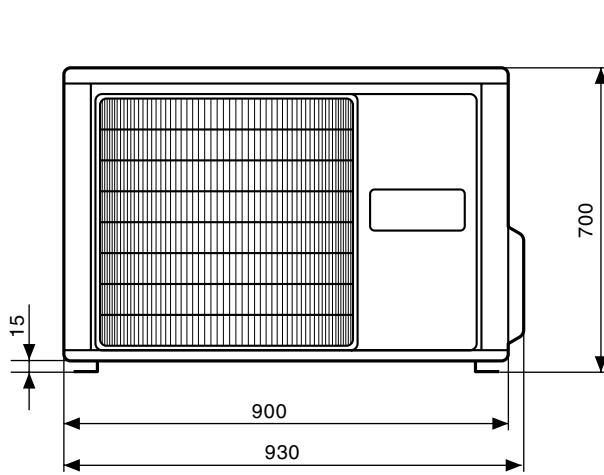
OUTDOOR UNIT

Models : AOG25ANBL
 AOY25ANBL
 AOG25RNBL
 AOY25RNBL

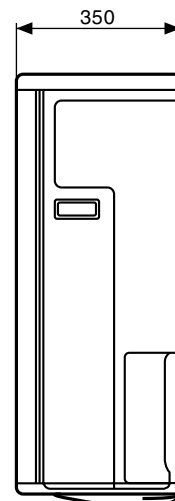
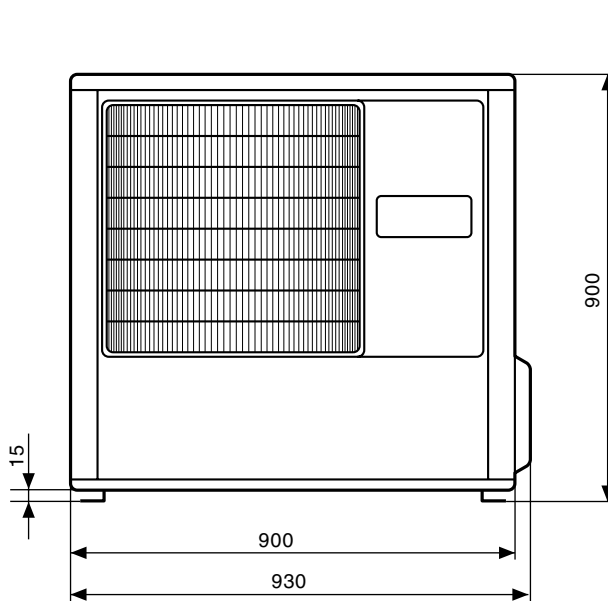


**Models : AOT25ANAL
AOT25RNAL
AOT25RZDL**

Unit : (mm)

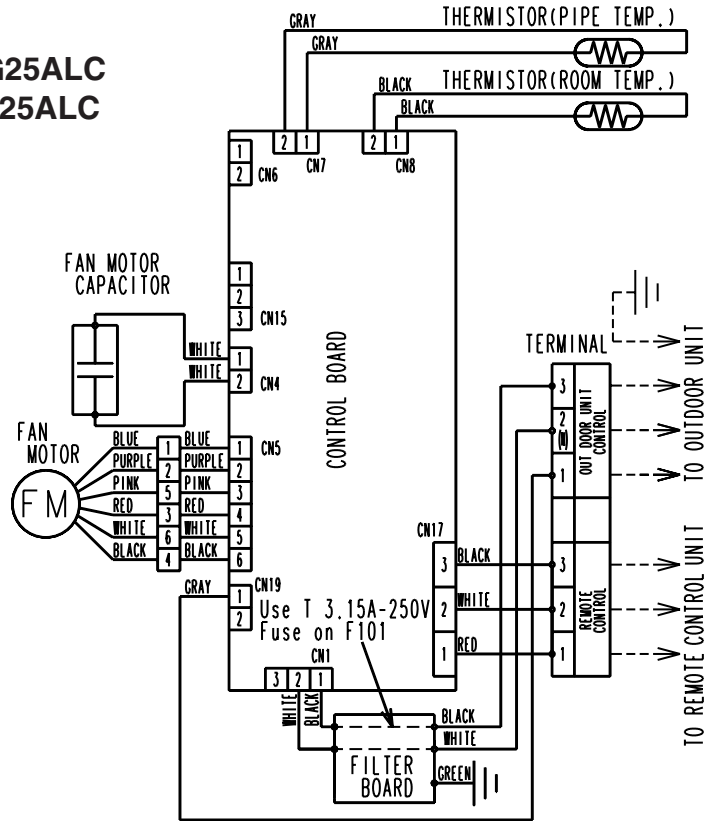


**Models : AOG30AMBH, AOG30RMBL
AOY30AMBH, AOY30RMBL
AOG30AMBL, AOT30RMBL
AOY30AMBL,
AOT30AMBL**

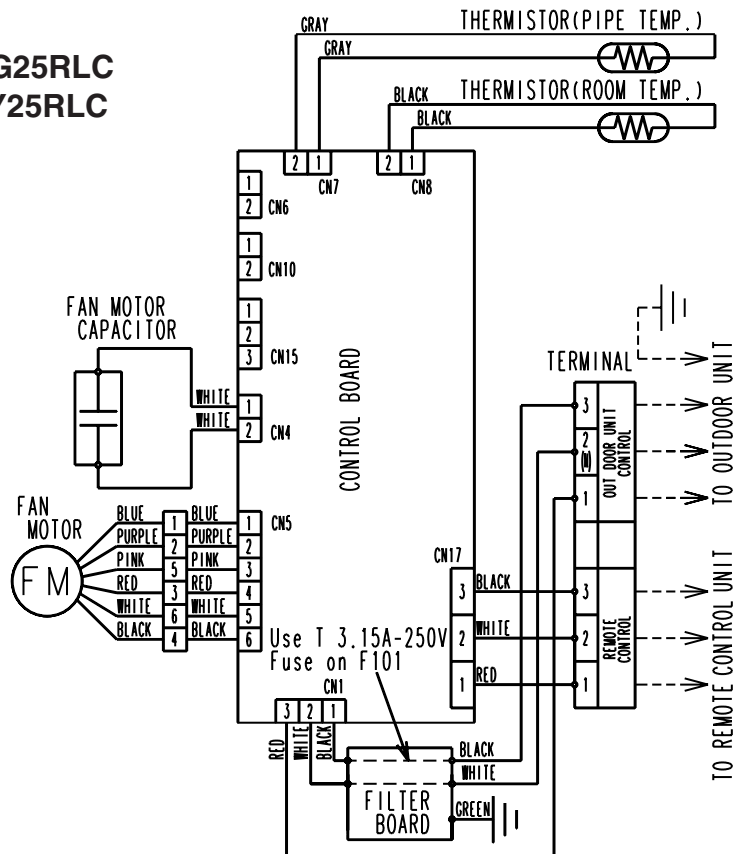


CIRCUIT DIAGRAM

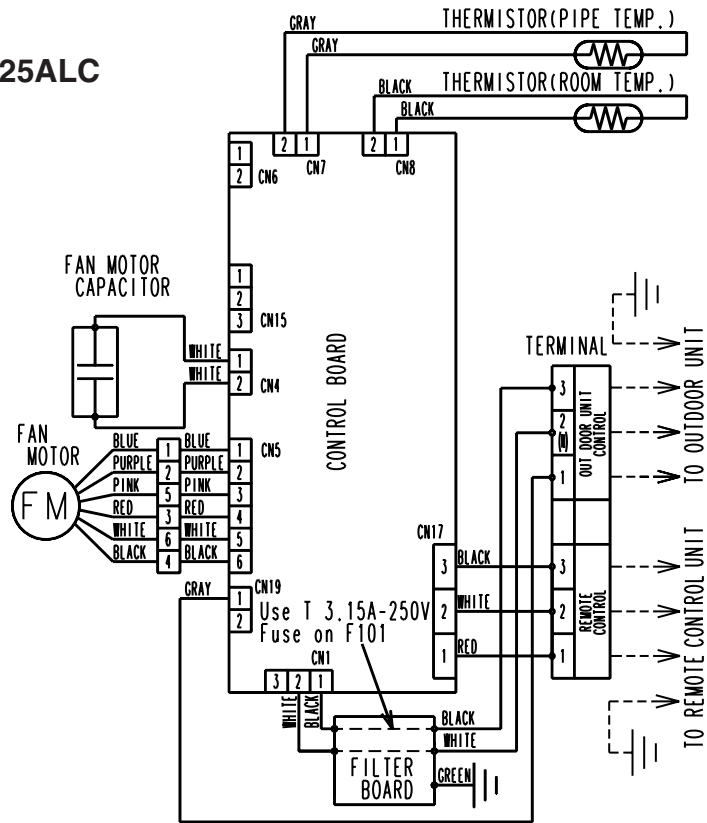
Models : ARG25ALC
ARY25ALC



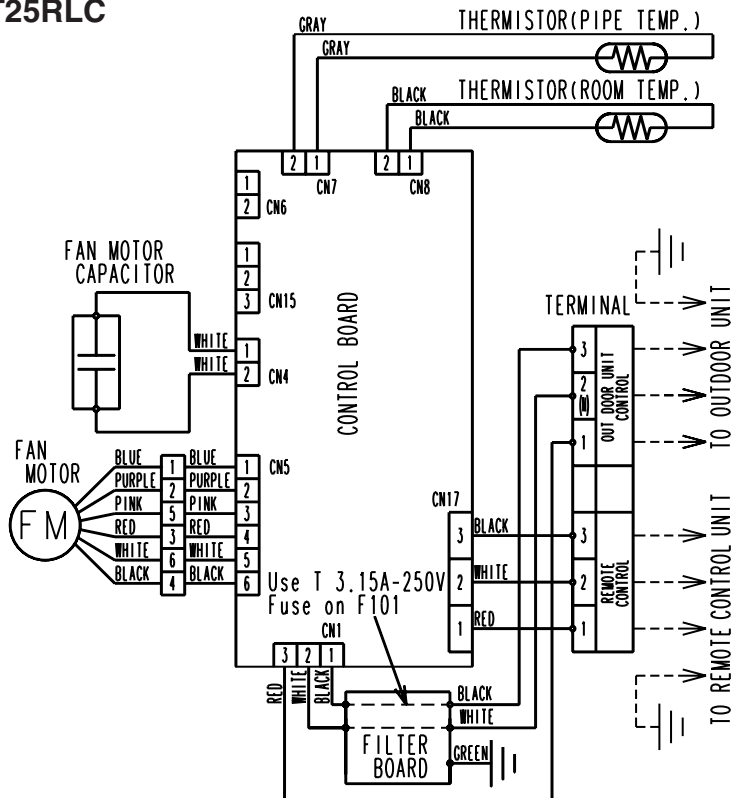
Models : ARG25RLC
ARY25RLC



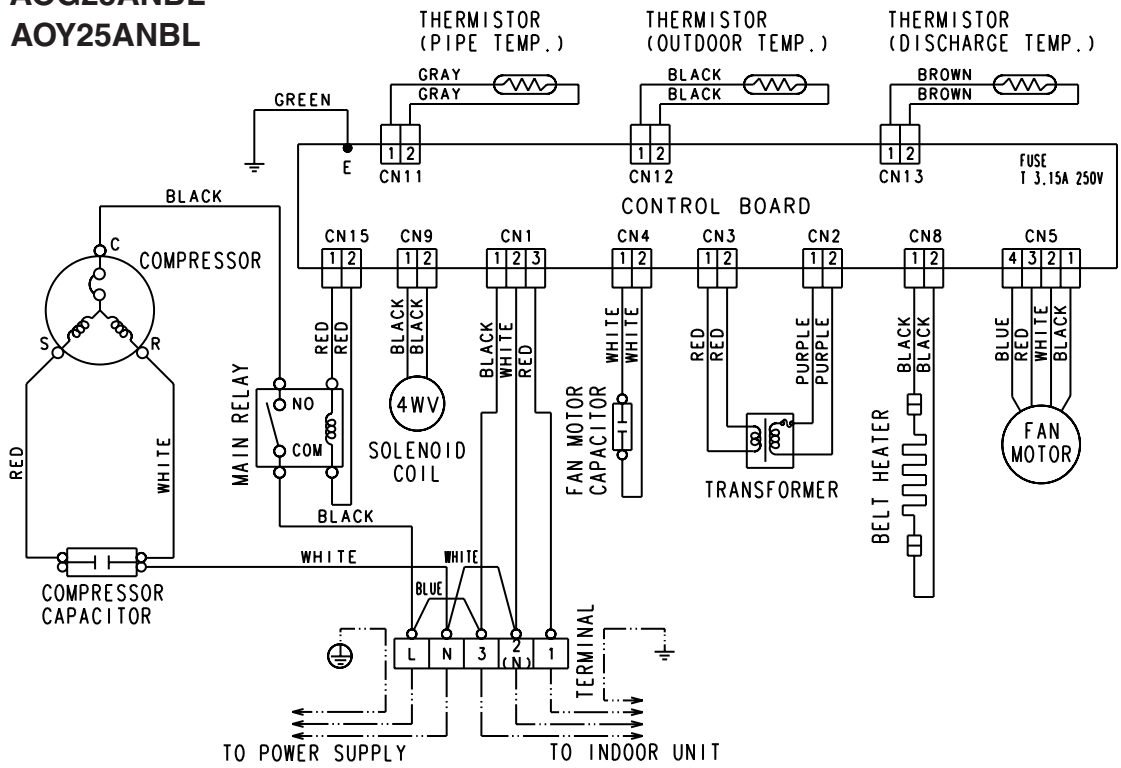
Models : ART25ALC



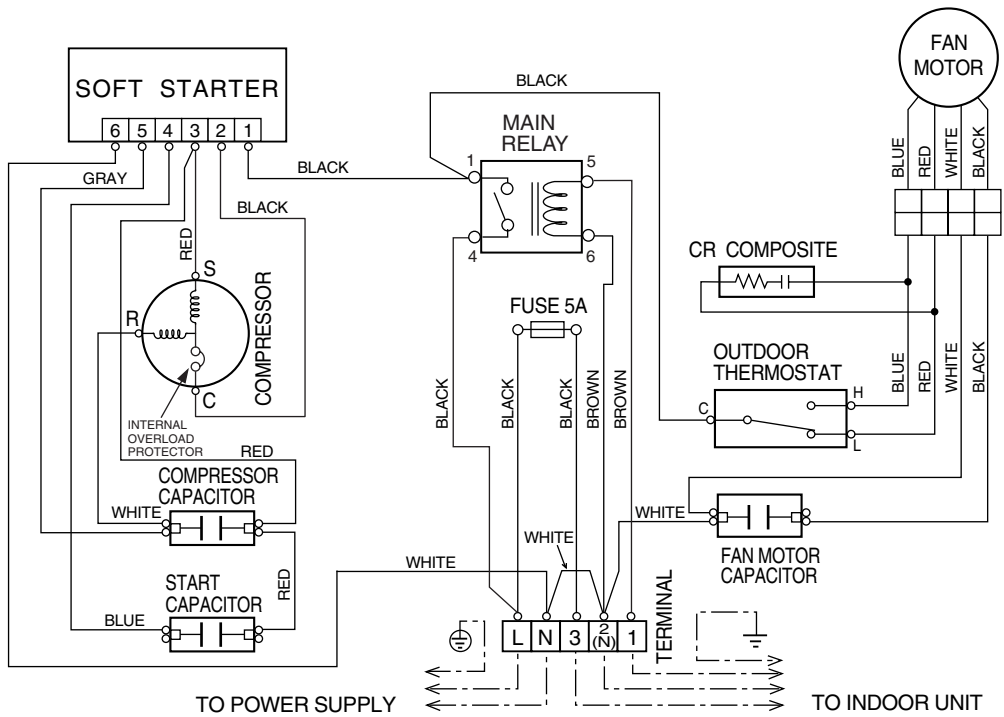
Models : ART25RLC



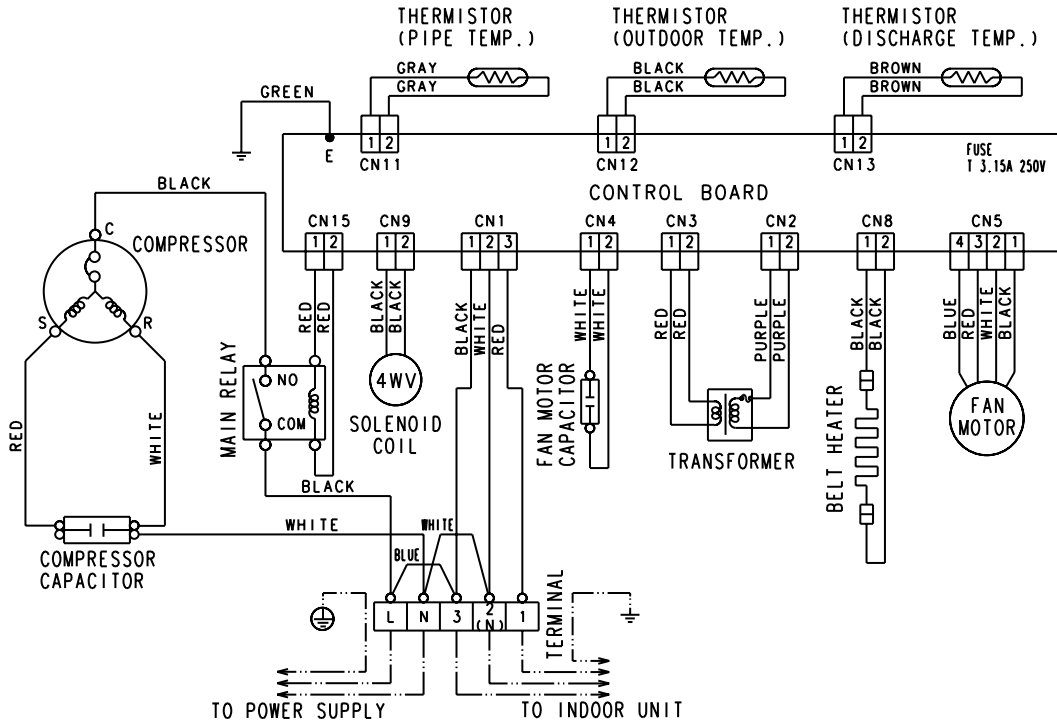
**Models : AOG25ANBL
AOY25ANBL**



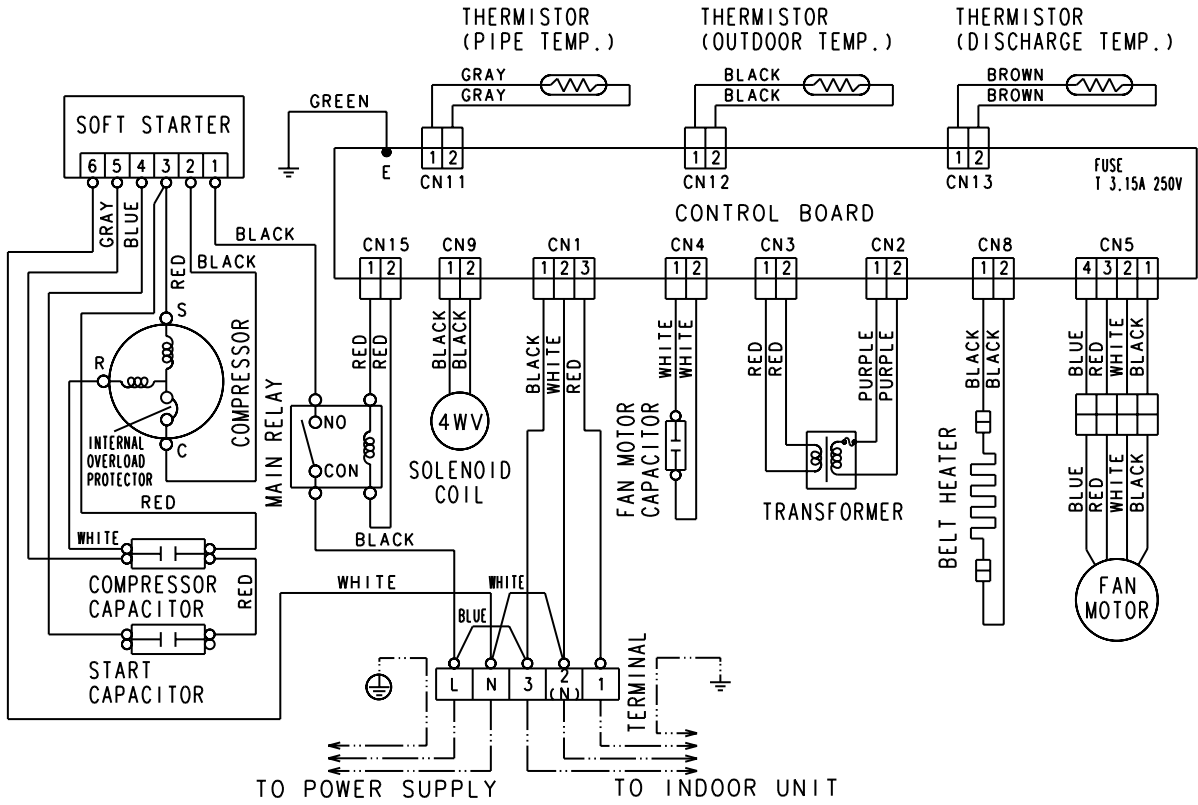
Models : AOT25ANAL



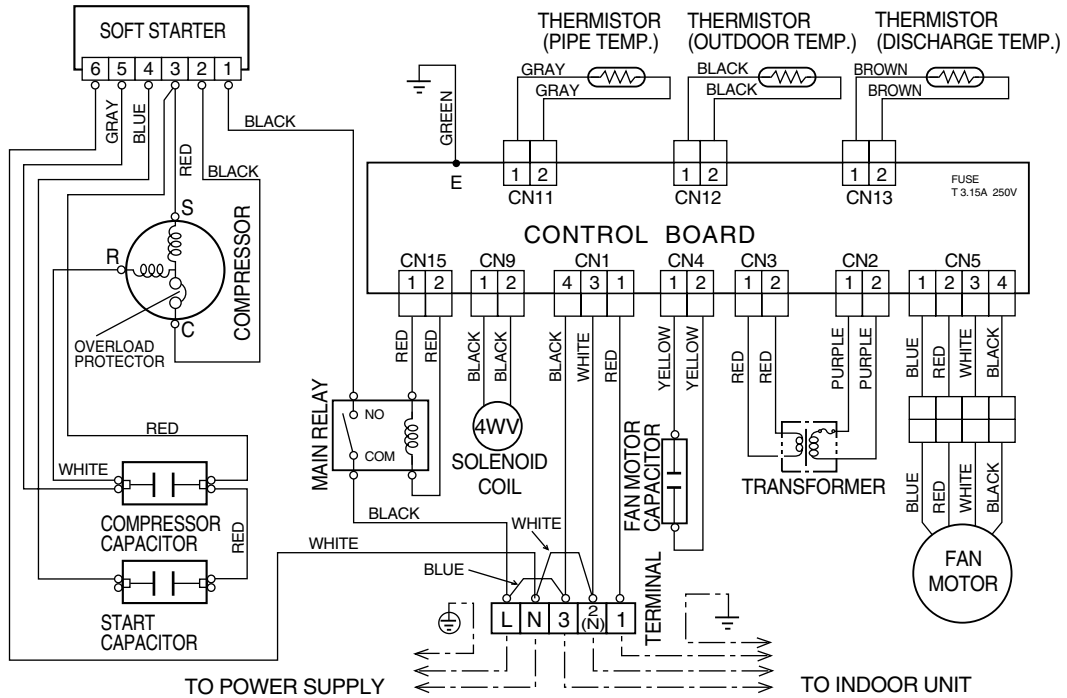
**Model : AOG25RNBL
AOY25RNBL**



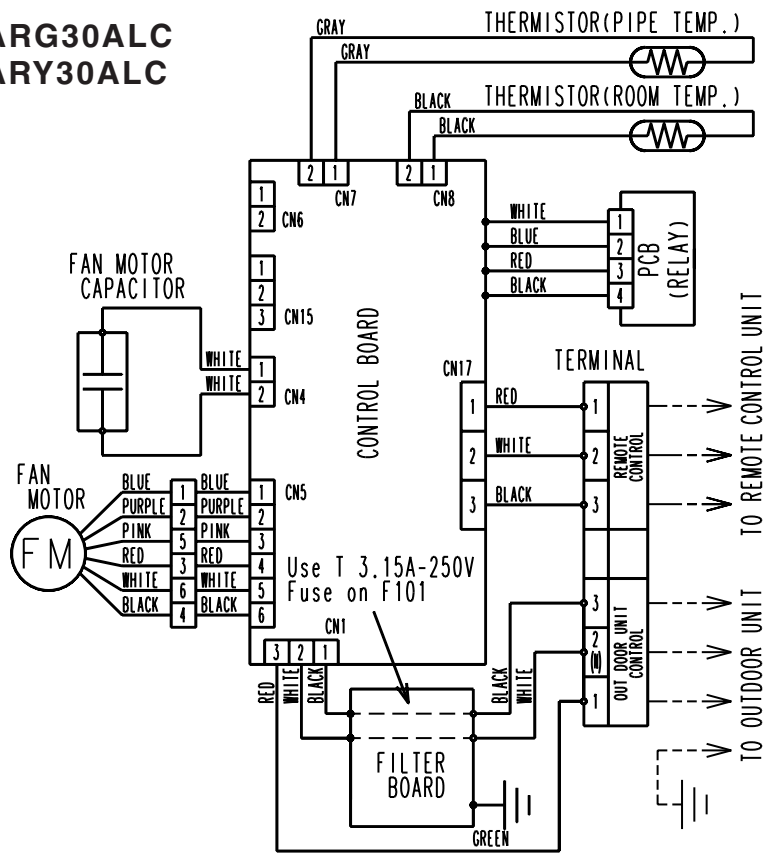
Model : AOT25RNAL



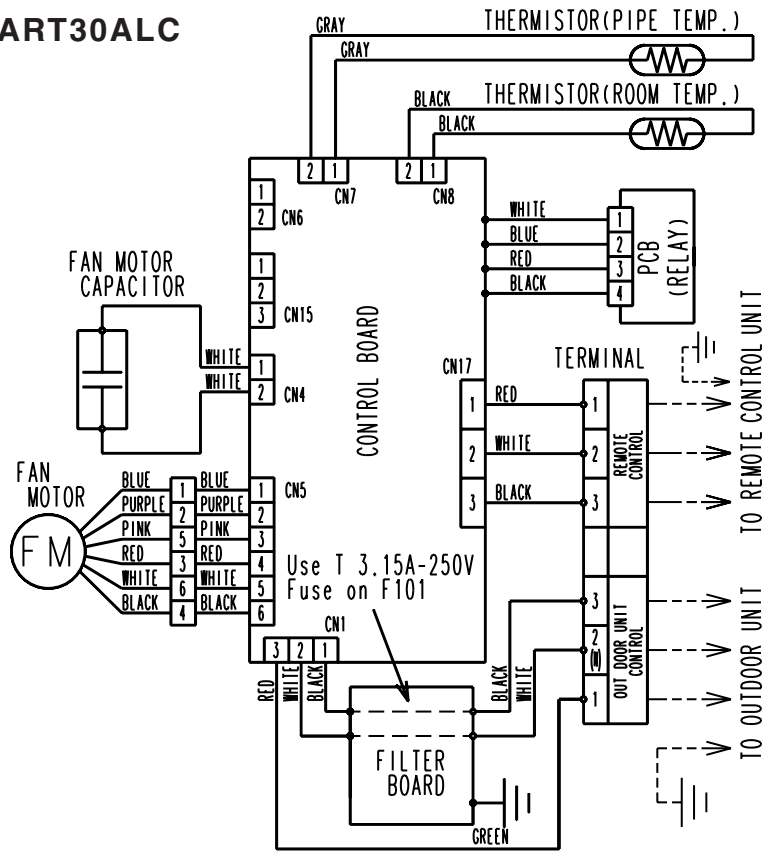
Model : AOT25RZCL



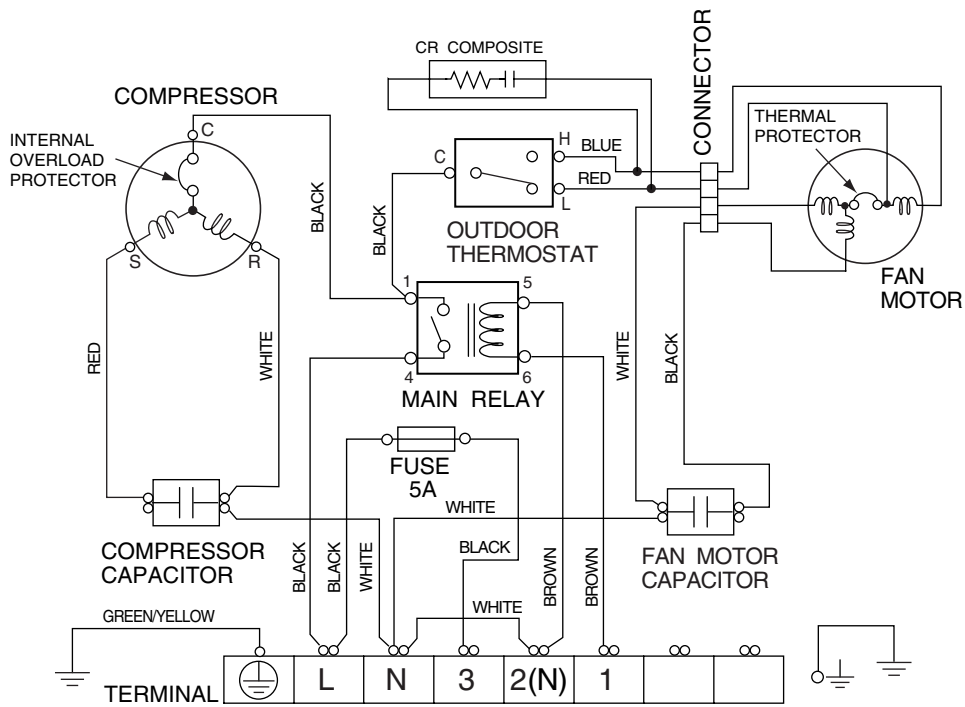
**Model : ARG30ALC
ARY30ALC**



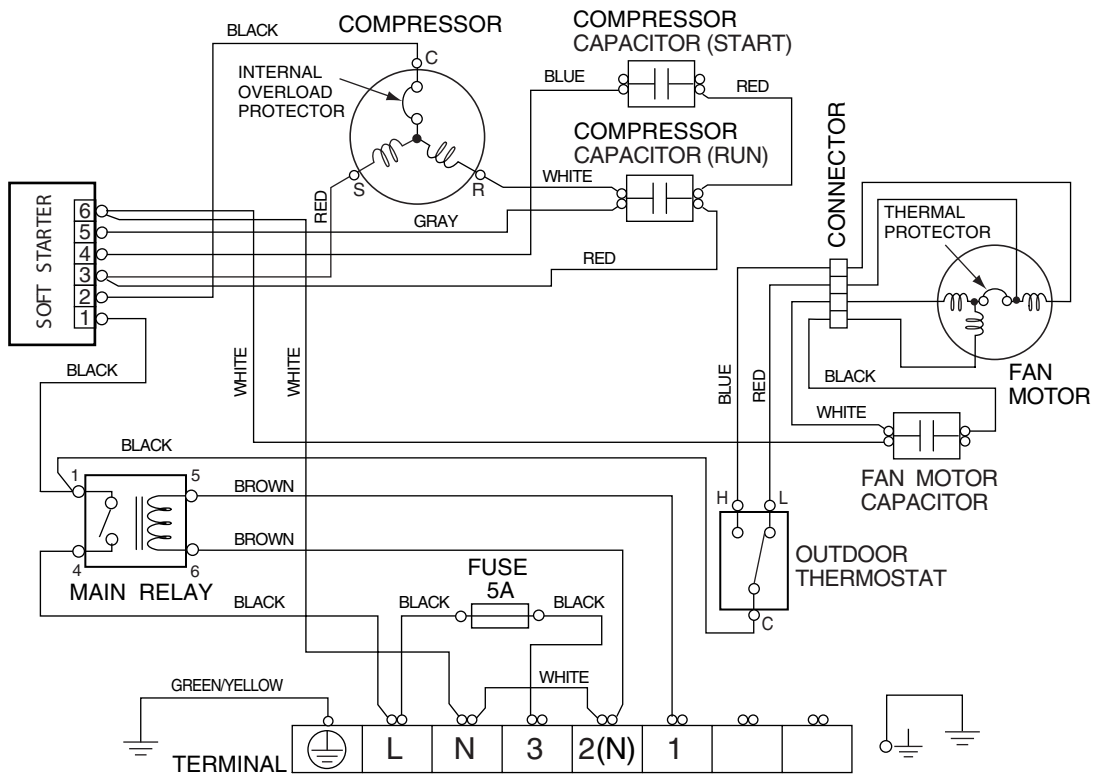
Model : ART30ALC



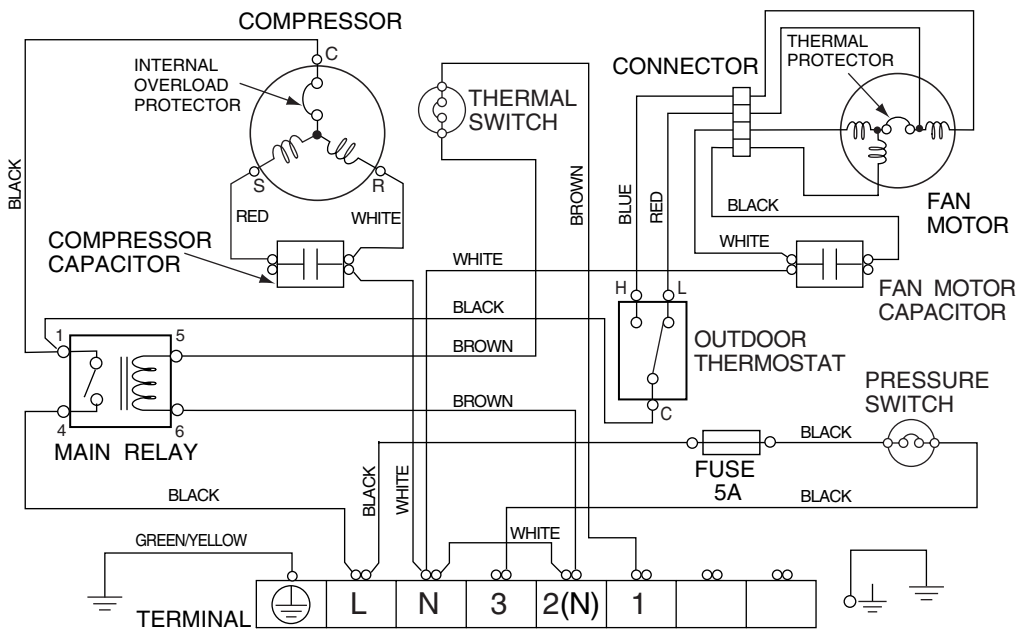
Models : AOG30AMBL, AOY30AMBL



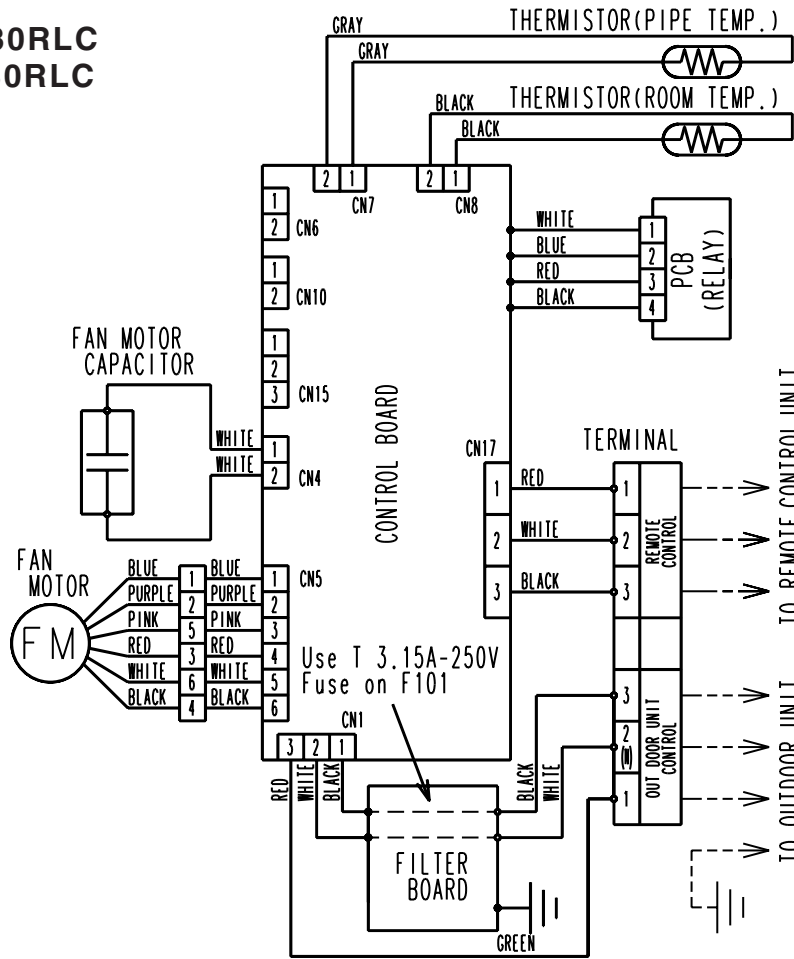
Model : AOT30AMBL



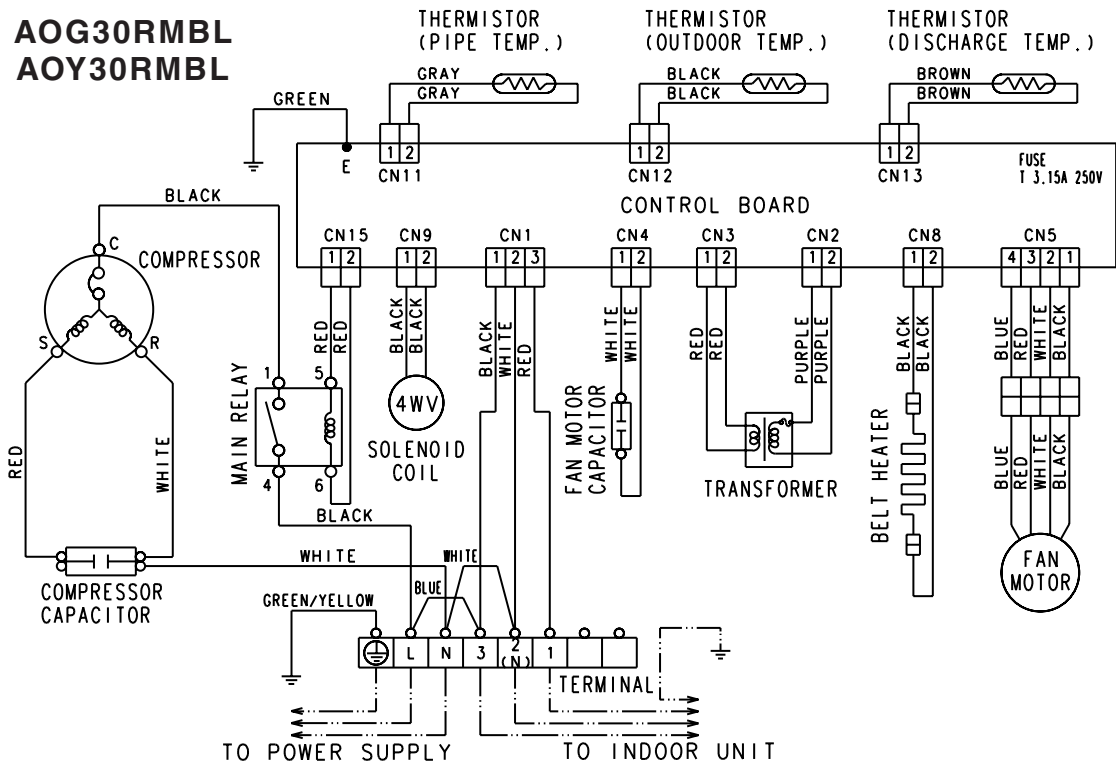
Models : AOG30AMBH, AOY30AMBH



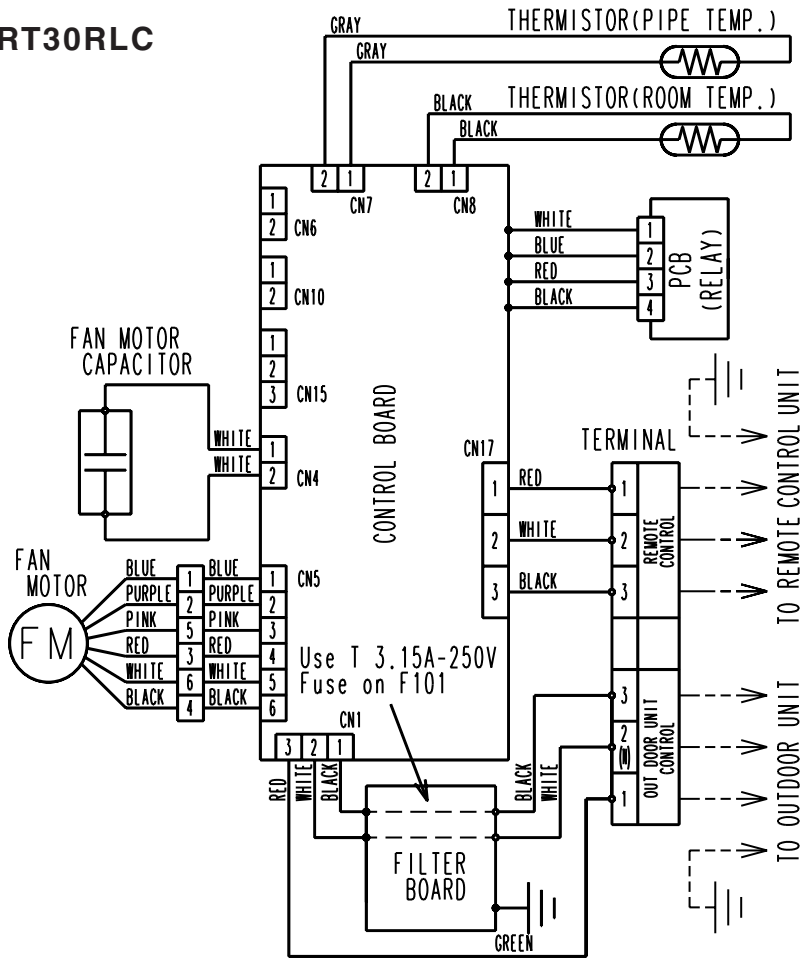
**Model : ARG30RLC
ARY30RLC**



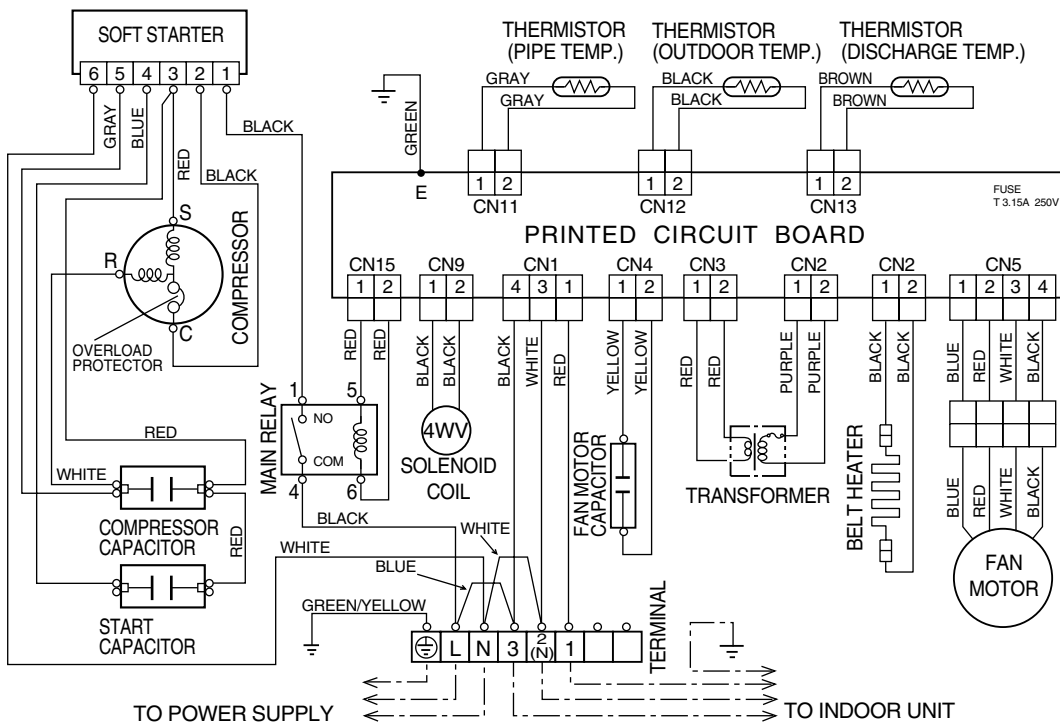
**Model : AOG30RMBL
AOY30RMBL**



Model : ART30RLC

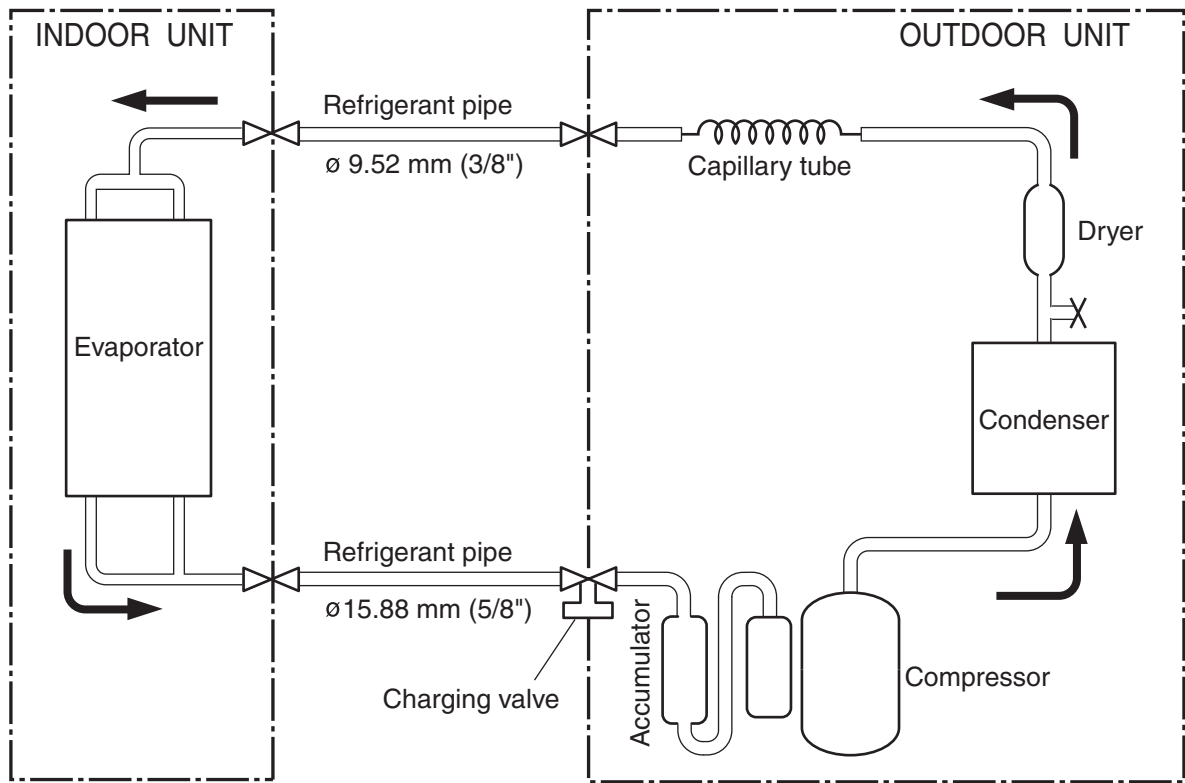


Model : AOT30RMBL

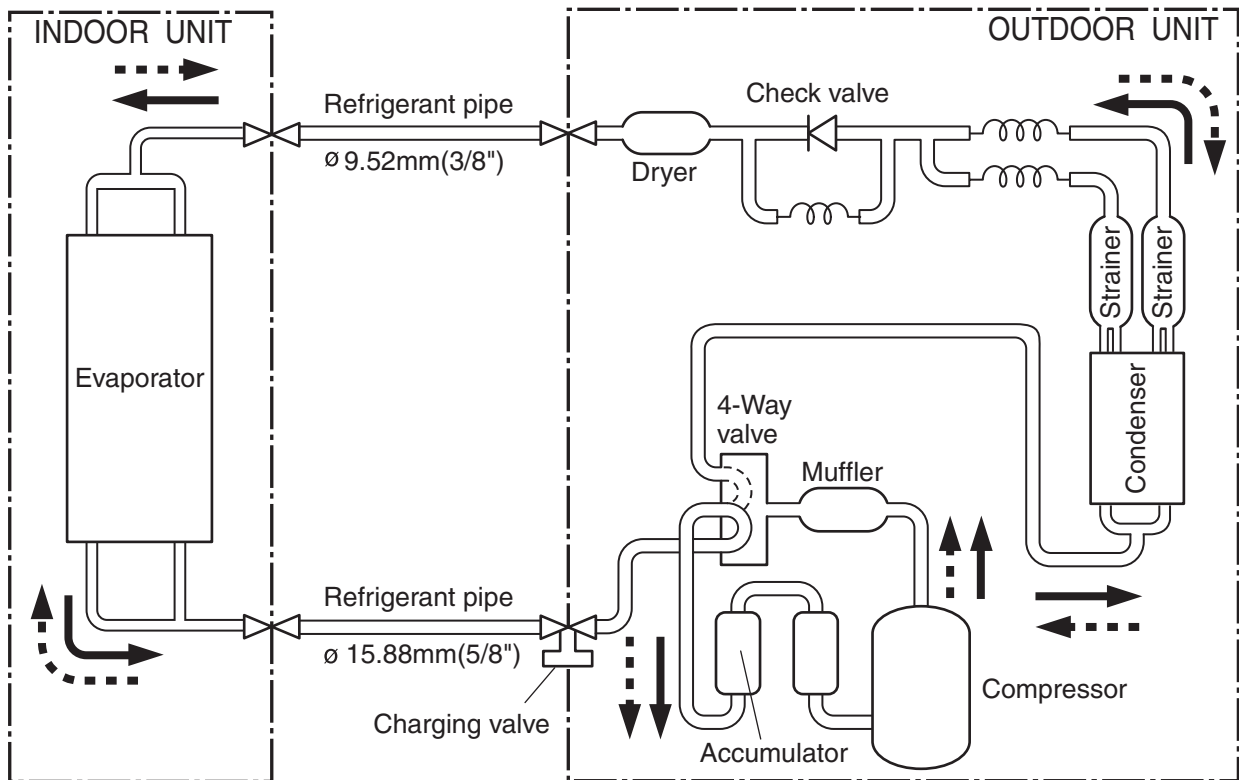


REFRIGERANT SYSTEM DIAGRAM

Models : ARG25ALC / AOG25ANBL
 ARY25ALC / AOY25ANBL
 ART25ALC / AOT25ANAL

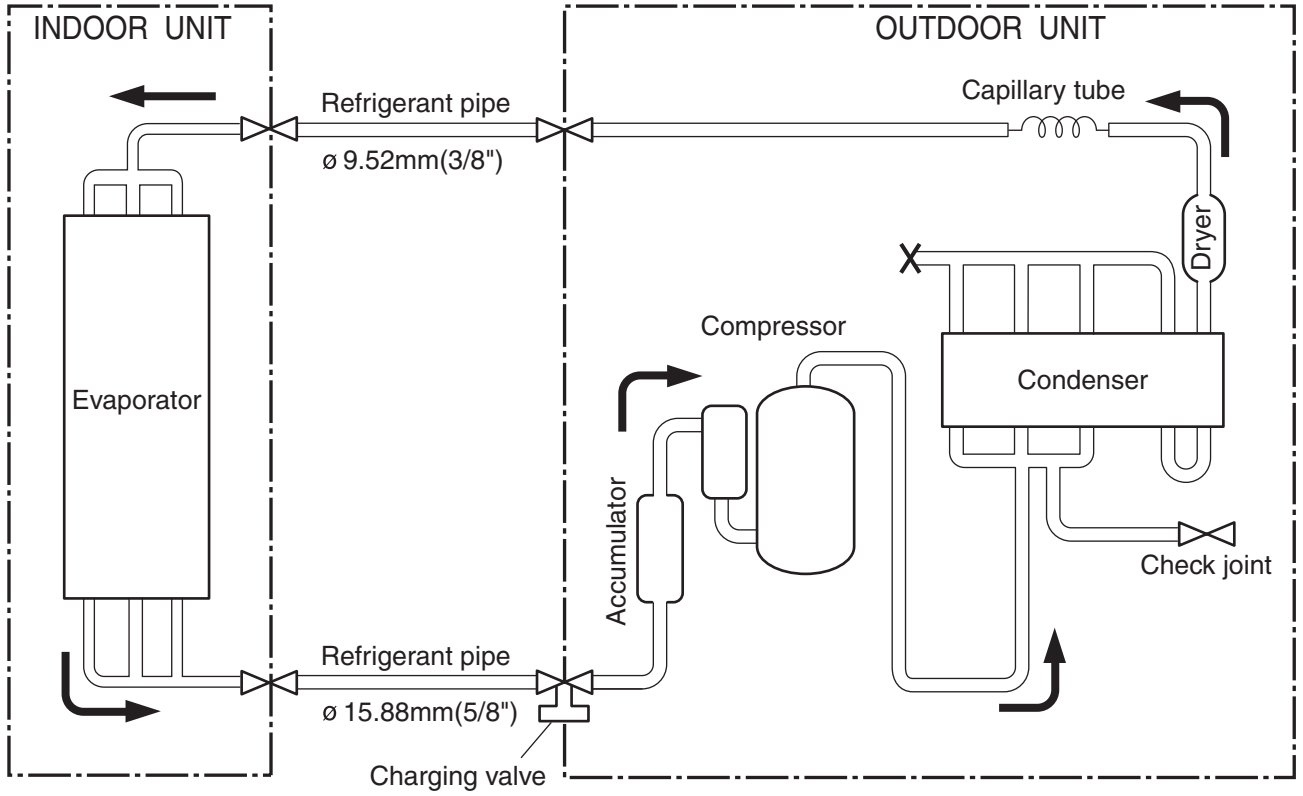


Models : ARG25RLC / AOG25RNBL
 ARY25RLC / AOY25RNBL
 ART25RLC / AOT25RNAL
 ART25RLC / AOT25RZDL

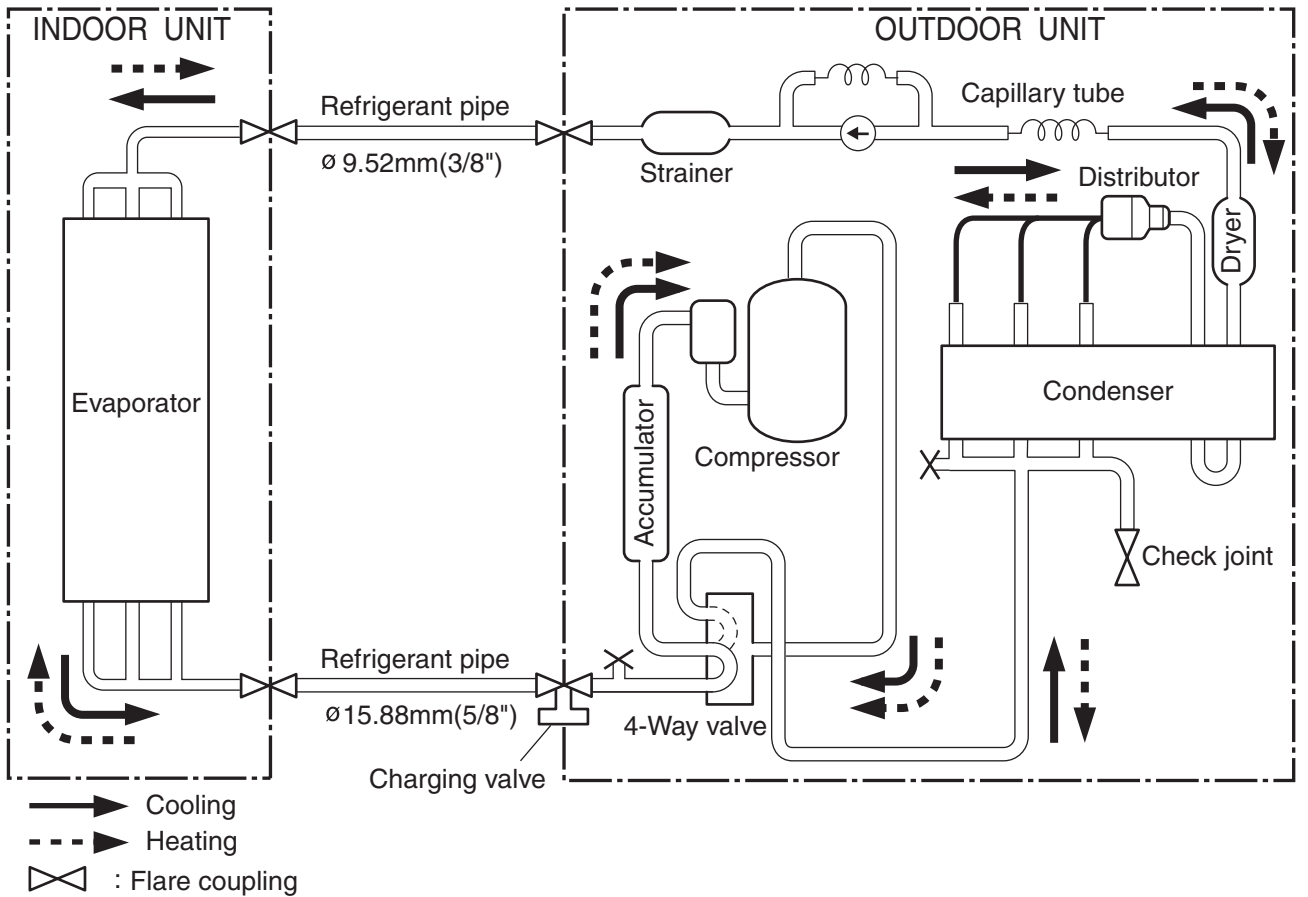


Cooling
 Heating
 : Flare coupling

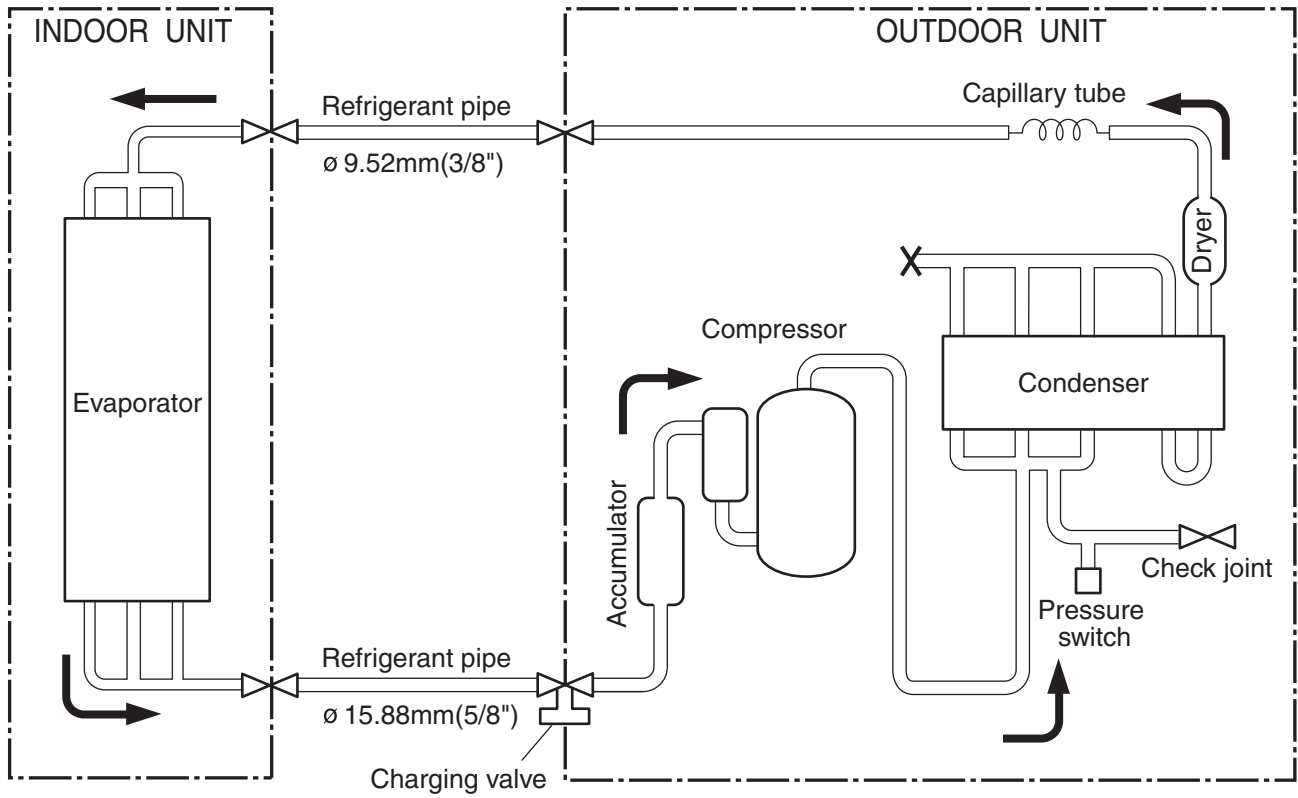
**Models : ARG30ALC / AOG30AMBL
 ARY30ALC / AOY30AMBL
 ART30ALC / AOT30AMBL**



**Models : ARG30RLC / AOG30RMBL
 ARY30RLC / AOY30RMBL
 ART30RLC / AOT30RMBL**



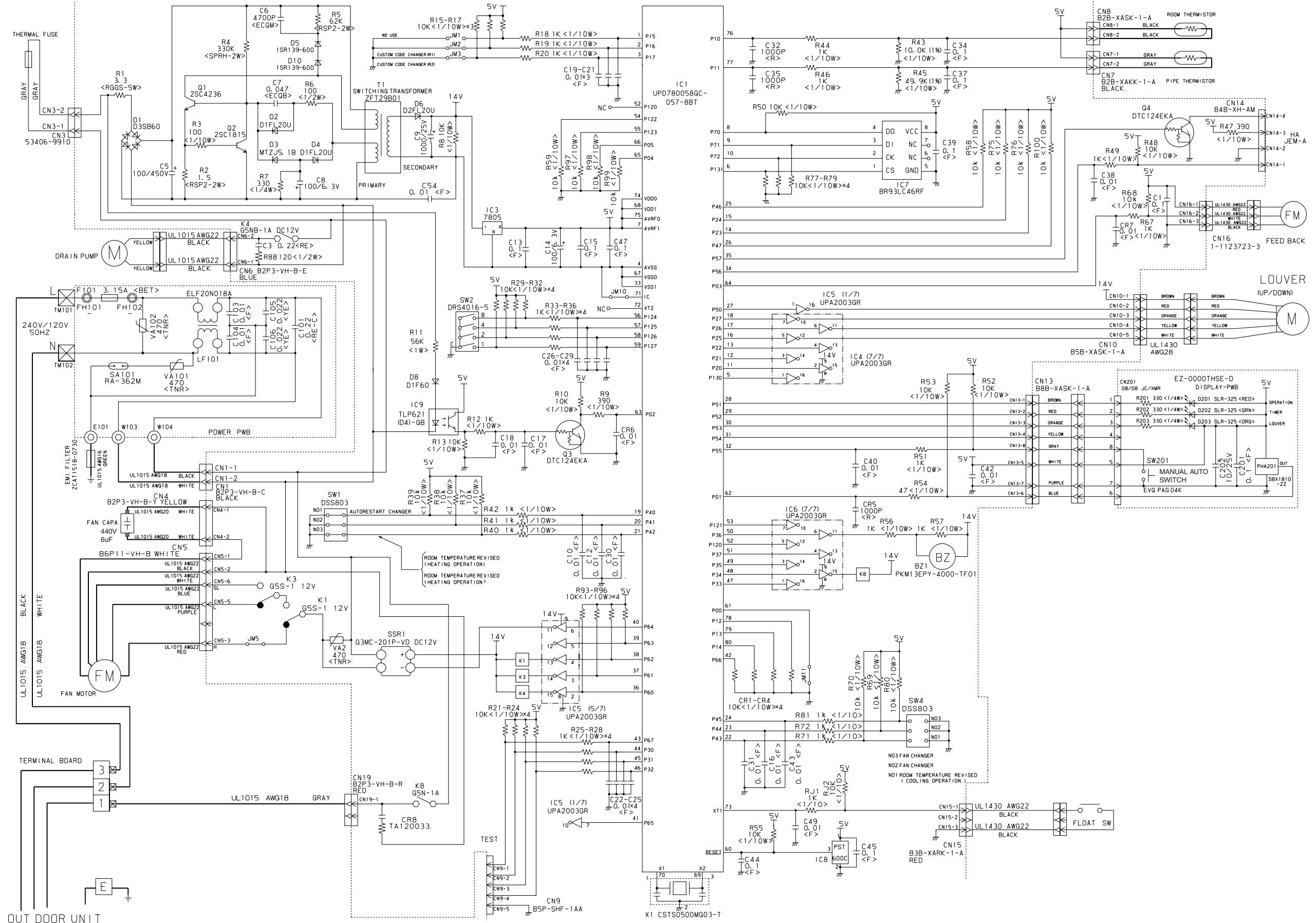
**Models : ARG30ALC / AOG30AMBH
ARY30ALC / AOY30AMBH**



INDOOR PRINTED CIRCUIT BOARD CIRCUIT DIAGRAM

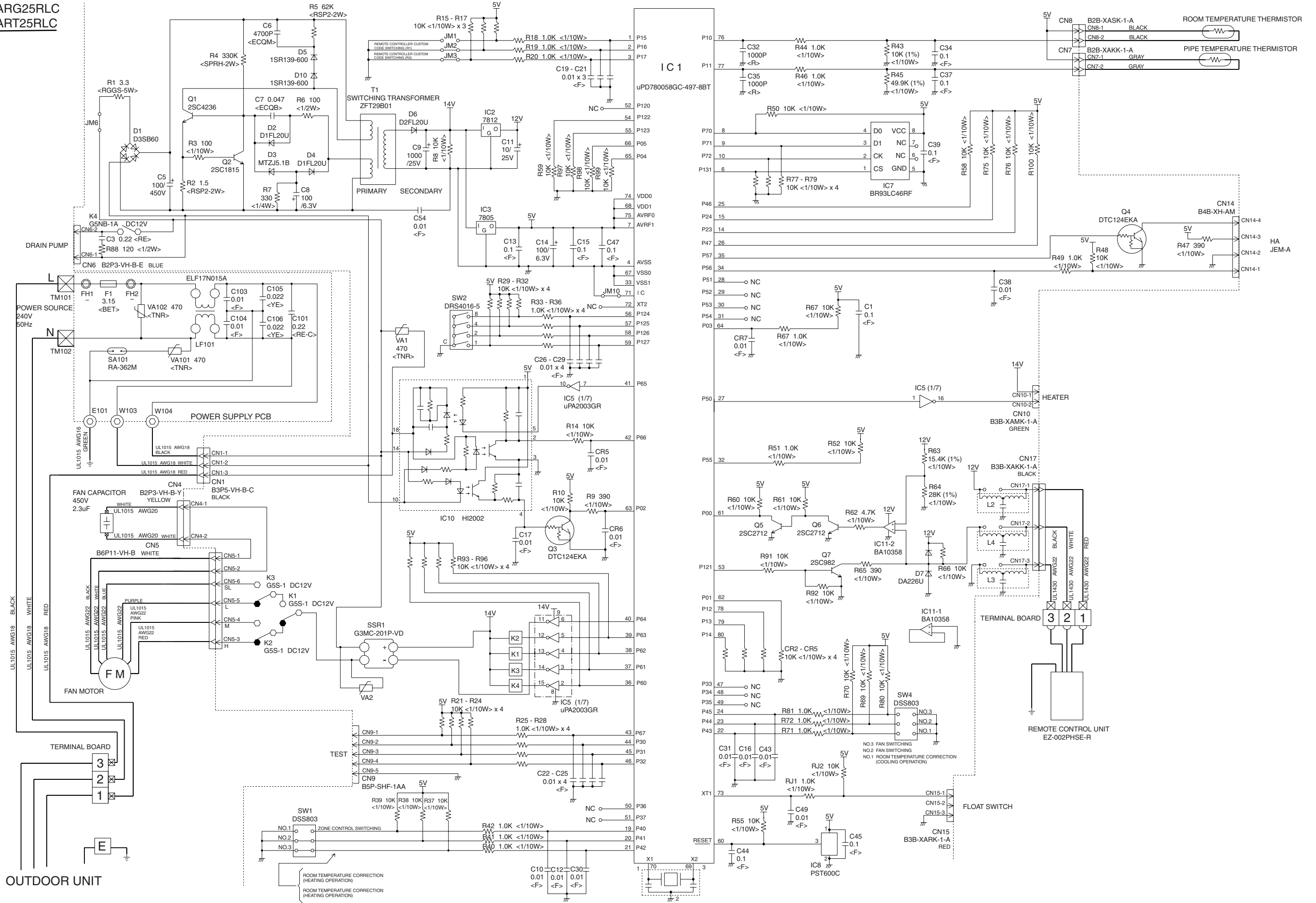
Models : ARY25ALC ARY30ALC
ARG25ALC ARG30ALC
ART25ALC ART30ALC

CONTROLLER PCB ASSEMBLY (MAIN PCB)
ARY25ALC, ARG25ALC, ART25ALC : EZ-00209WSE-C
ARY30ALC, ARG30ALC, ART30ALC : EZ-0020PWSE-C

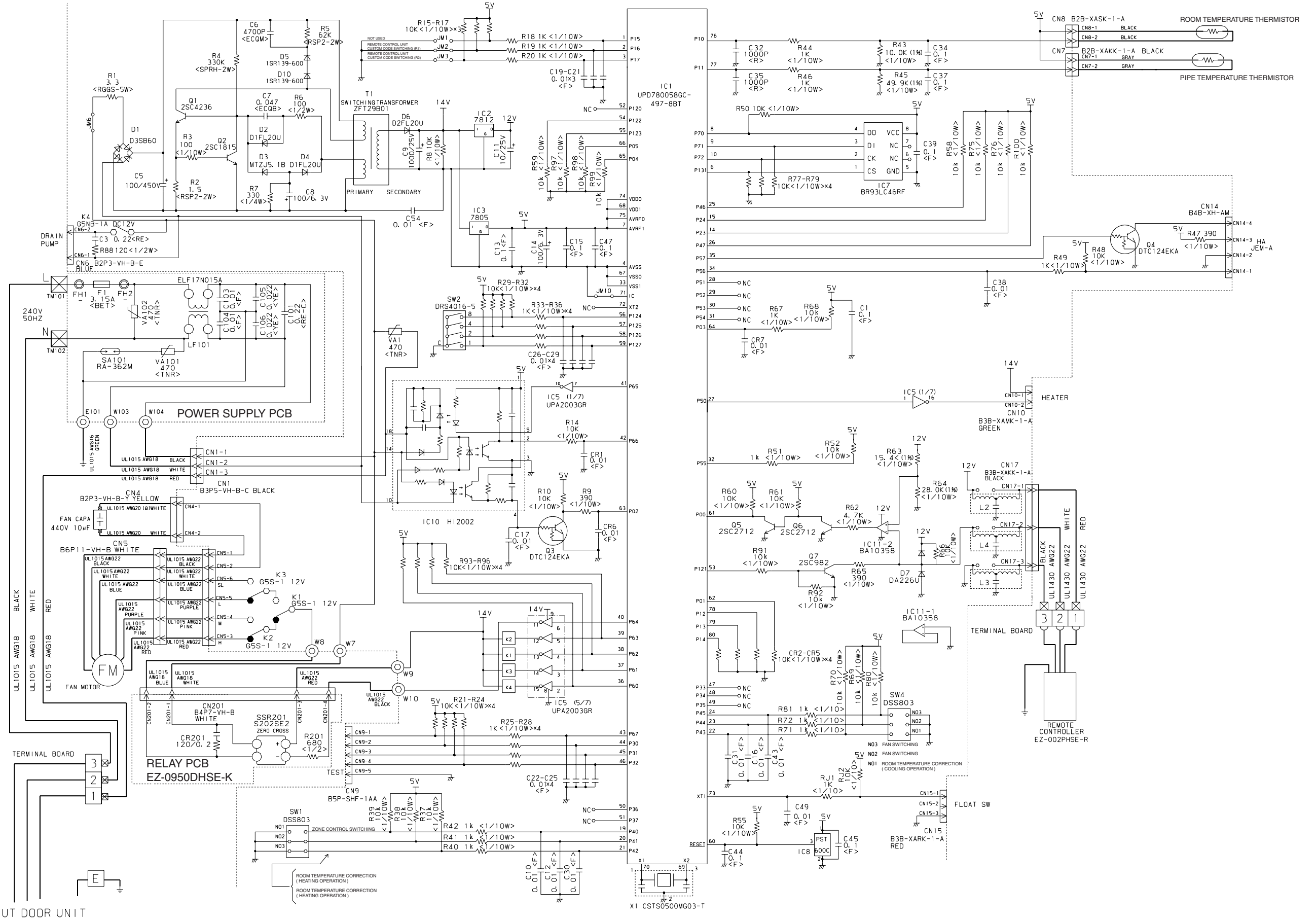


Models : ARY25RLC
 ARG25RLC
 ART25RLC

CONTROLLER PCB ASSEMBLY (MAIN PCB)
 EZ-00225HSE-C



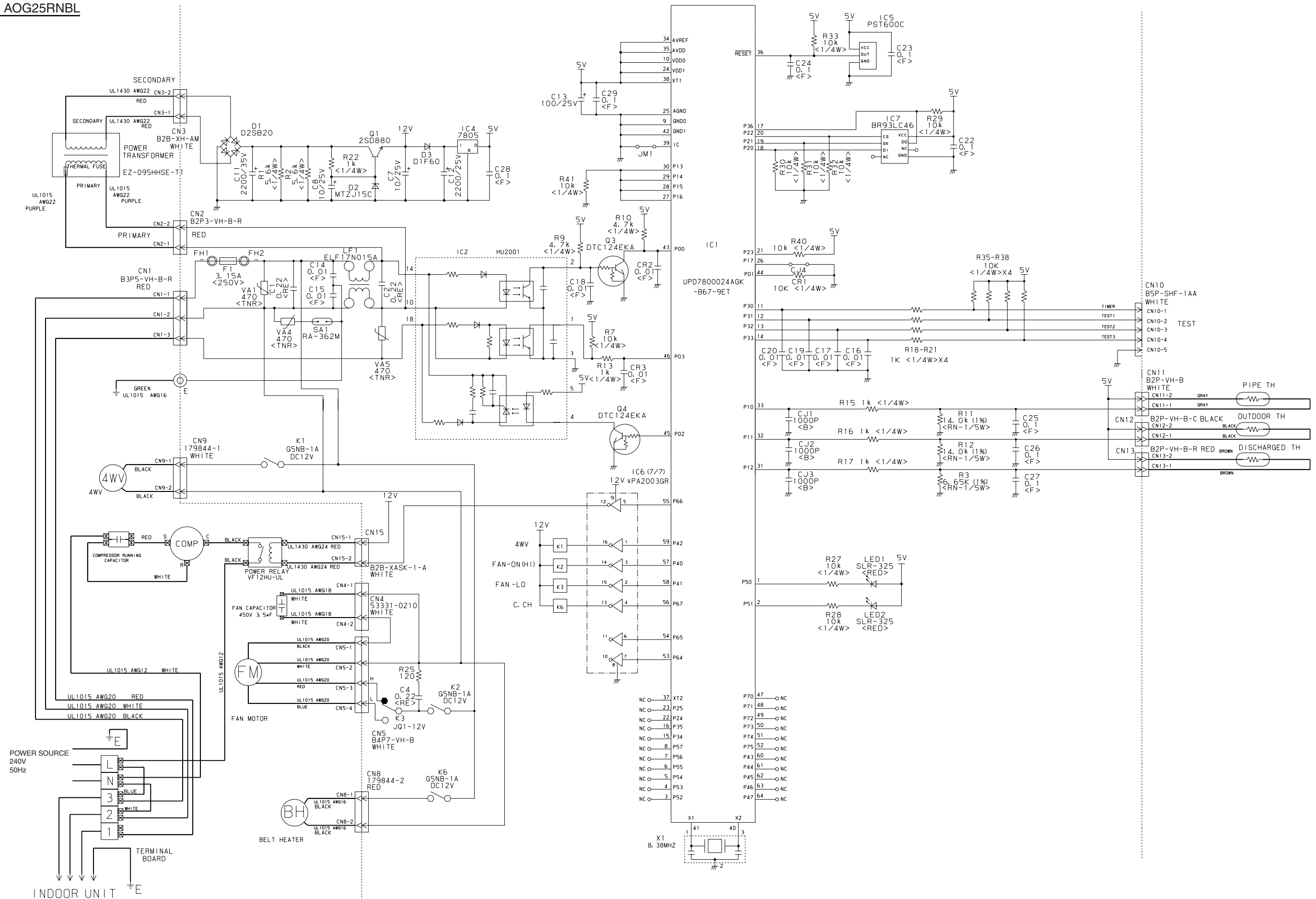
CONTROLLER PCB ASSEMBLY (MAIN PCB)
 EZ-002PHSE-C



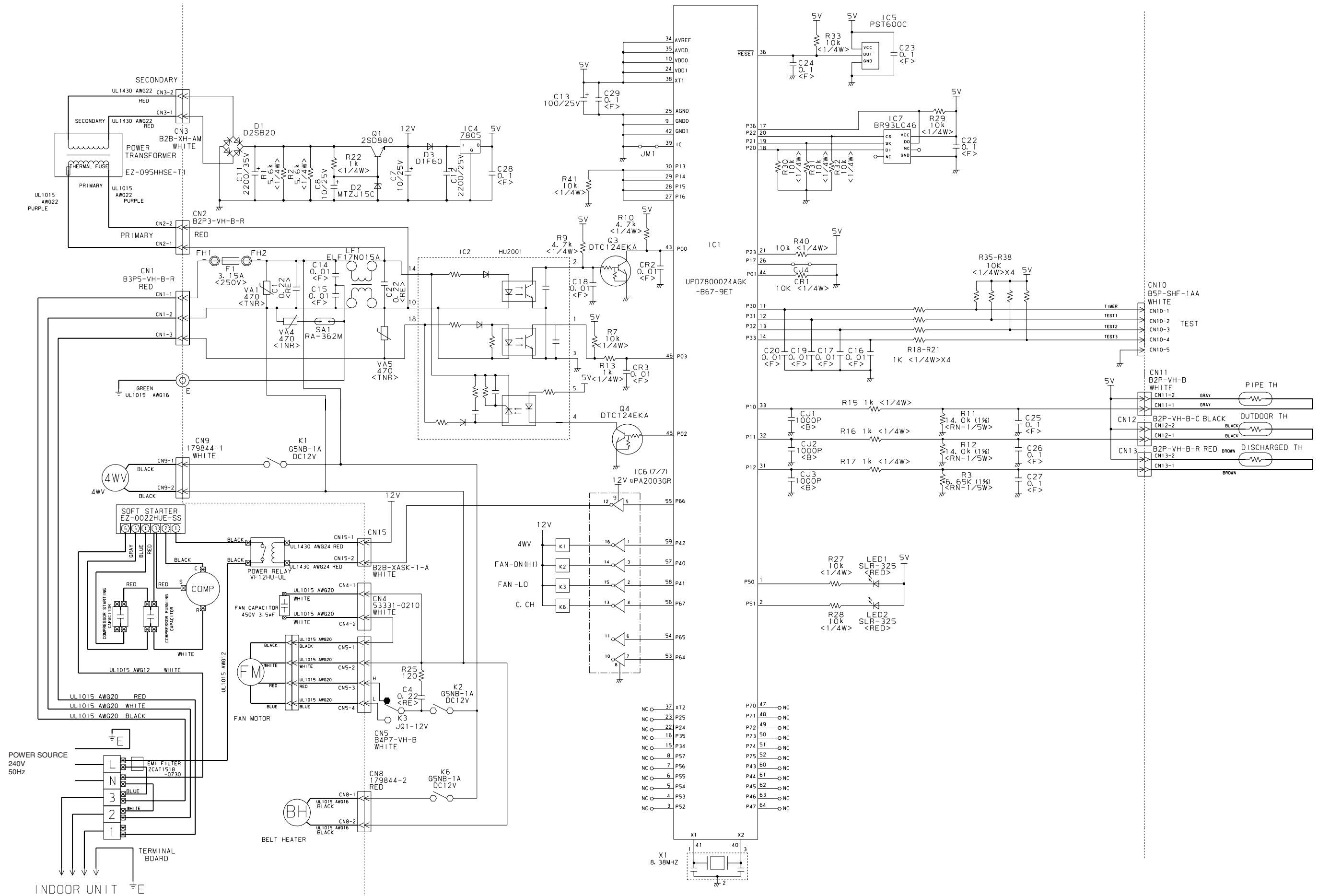
OUTDOOR PRINTED CIRCUIT BOARD CIRCUIT DIAGRAM

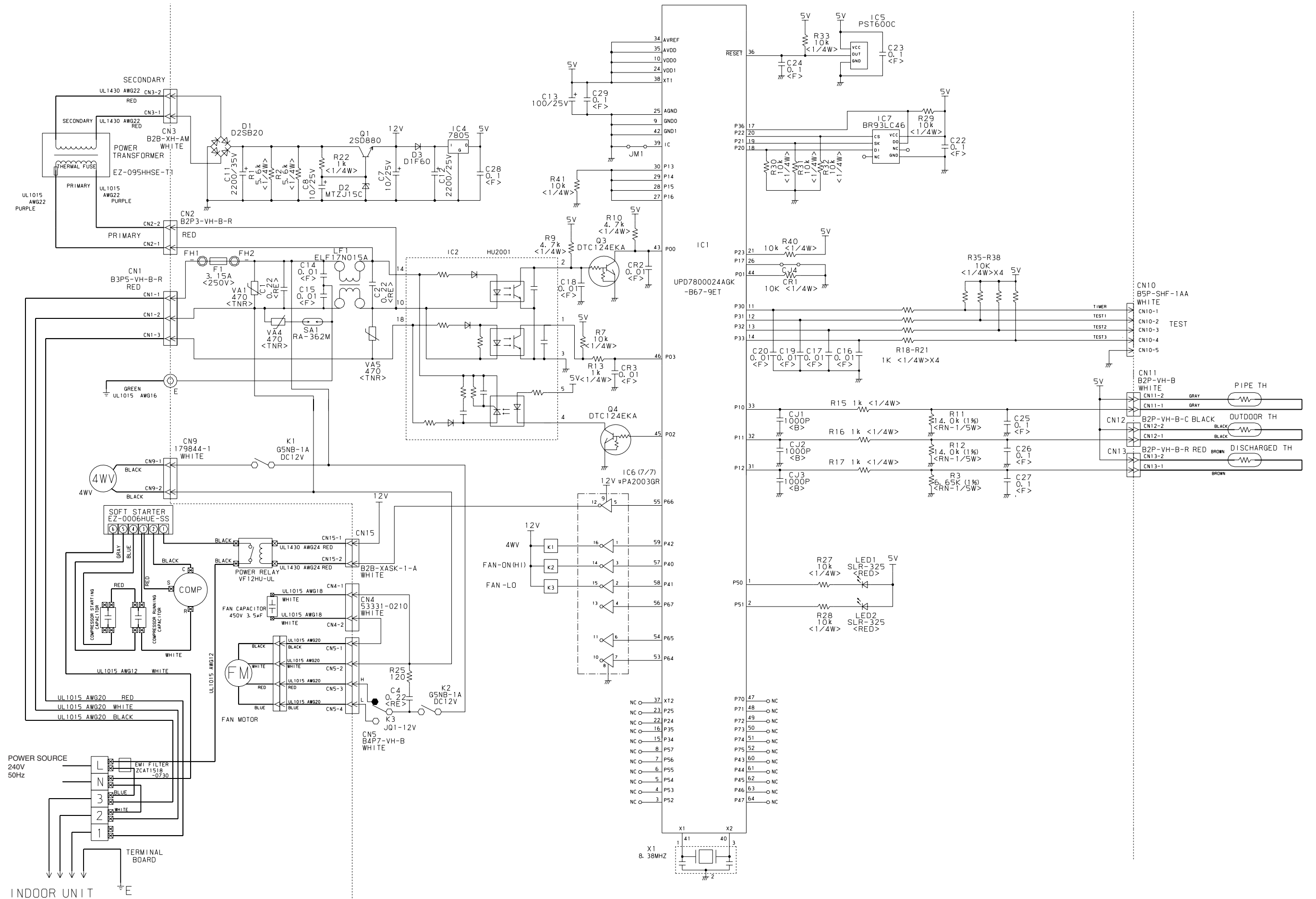
CONTROLLER PCB ASSEMBLY (MAIN PCB) EZ-0028HUE-C

Models : AOY25RNBL
AOG25RNBL

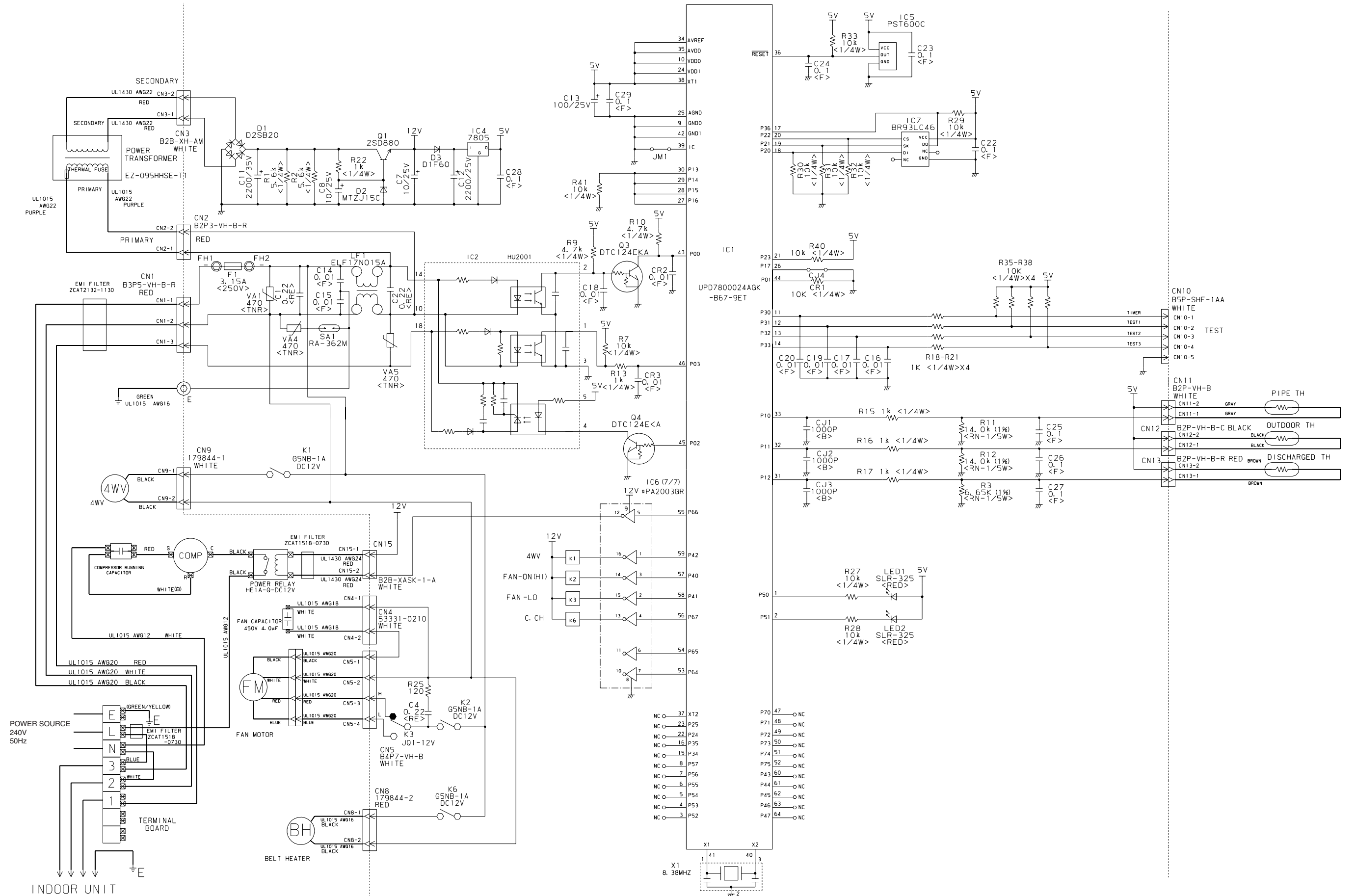


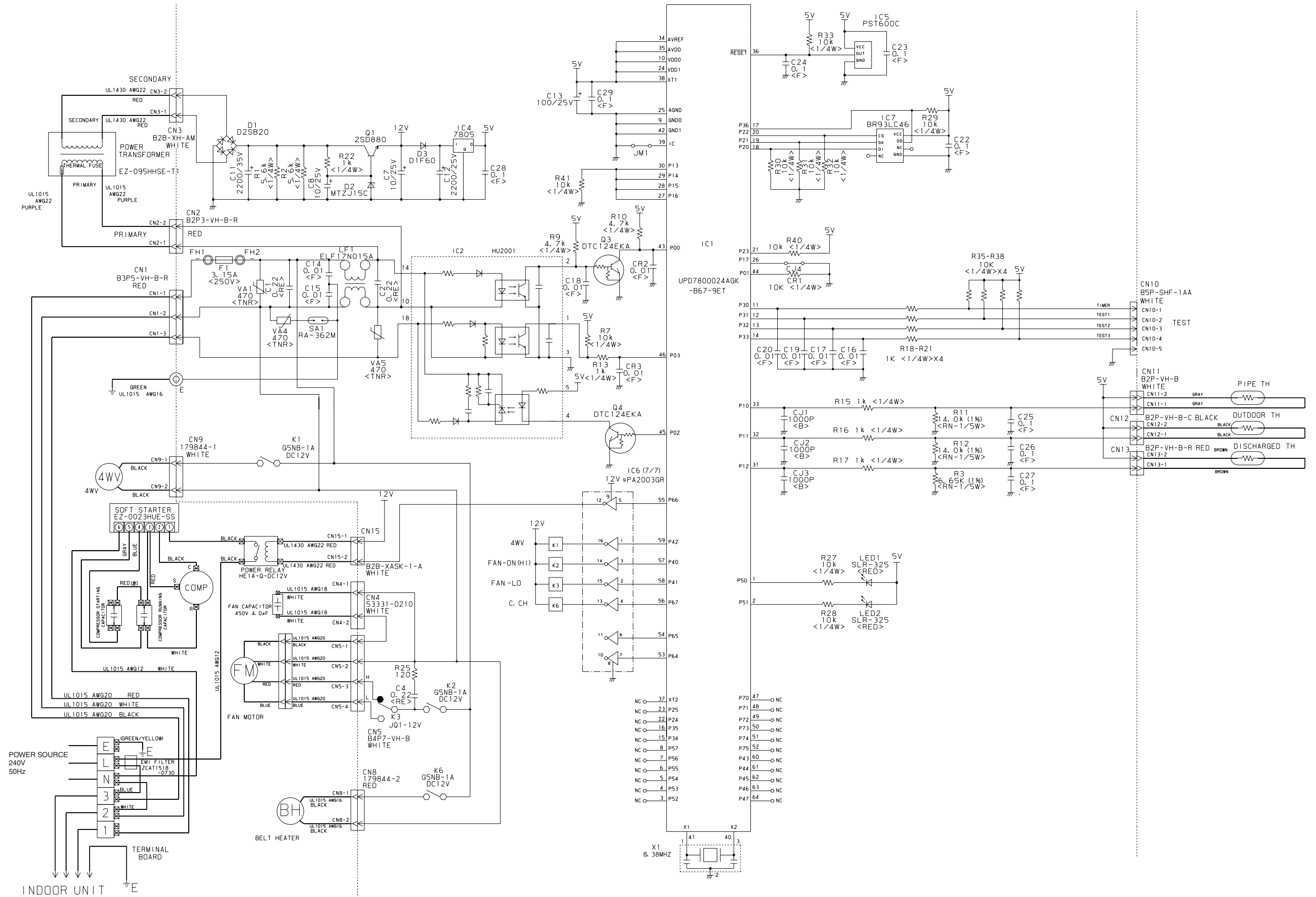
CONTROLLERPCB ASSEMBLY (MAIN PCB)
EZ-0028HUE-C





CONTROLLER PCB ASSEMBLY (MAIN PCB)
EZ-0028HUE-C





ERROR CONTENTS

1. INDOOR UNIT

When EE : EE blinks at the current time display, there is an error inside the air conditioner. If the SET TIME button (↕) and TEMP./DAY button (↕) are pressed simultaneously for more than three seconds, the self diagnosis check will start and the error contents will be displayed at the current time display (Fig. 1). When the operation lamp lights, press the START/STOP button and after operation lamp goes off, perform the same operation (Fig. 1). Process the error contents by referring to (Table 2).

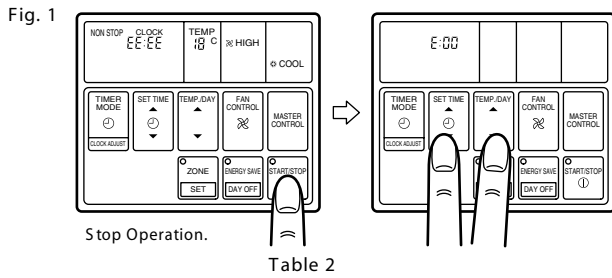


Table 2

Error cord	Error contents
E:00	Communication error (indoor unit ↔ remote controller)
E:01	Communication error (indoor unit ↔ outdoor unit)
E:02	Room temperature sensor open
E:03	Room temperature sensor shortcircuited
E:04	Indoor heat exchanger temperature sensor open
E:05	Indoor heat exchanger temperature sensor shortcircuited
E:06	Outdoor heat exchanger temperature sensor open
E:07	Outdoor heat exchanger temperature sensor shortcircuited
E:08	Power source connection error
E:09	Float switch operated
E:0A	Outdoor temperature sensor open
E:0B	Outdoor temperature sensor shortcircuited
E:0C	Discharge pipe temperature sensor open
E:0D	Discharge pipe temperature sensor shortcircuited
E:0E	Outdoor high pressure abnormal
E:0F	Discharge pipe temperature abnormal
E:11	Model abnormal
E:12	Indoor fan abnormal
E:13	Outdoor signal abnormal
E:14	Outdoor EEPROM abnormal

2. OUTDOOR UNIT

When the outdoor temperature drops, the outdoor unit's fans may switch to low speed.

ERROR: HEAT & COOL (REVERSE CYCLE) ONLY

The LED lamps operate as follows (Table 3) according to the error contents.

The LED lamps are on the outdoor unit board.

Table 3

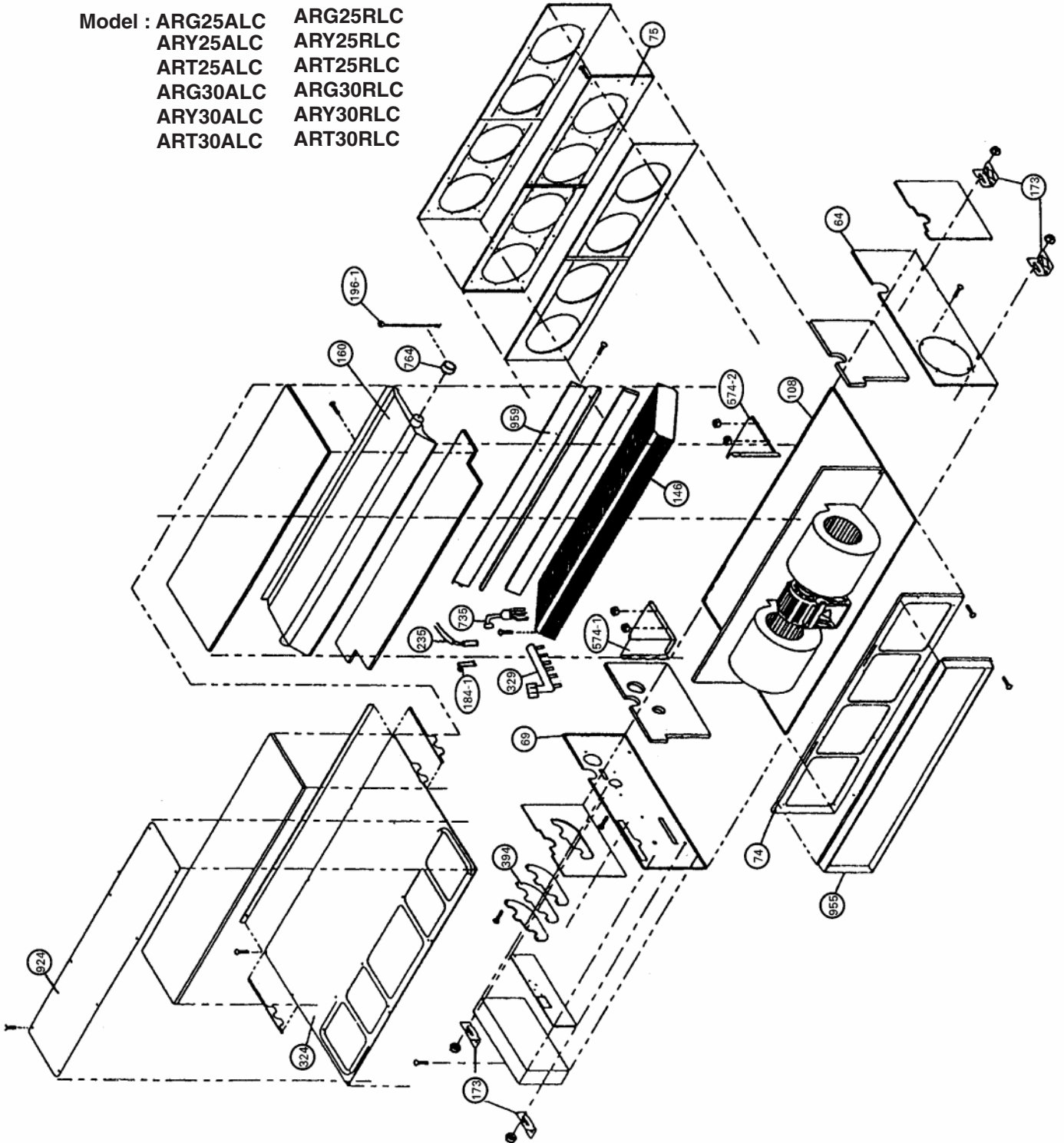
Error display		Error contents
LED1	LED2	
		Model abnormal or EEPROM abnormal
		Power source connection error
		Discharge temperature sensor error
		Outdoor heat exchanger temperature sensor error
		Outdoor temperature sensor error
		Communication signal error
		Indoor unit error
		Discharge temperature abnormal
		High pressure abnormal

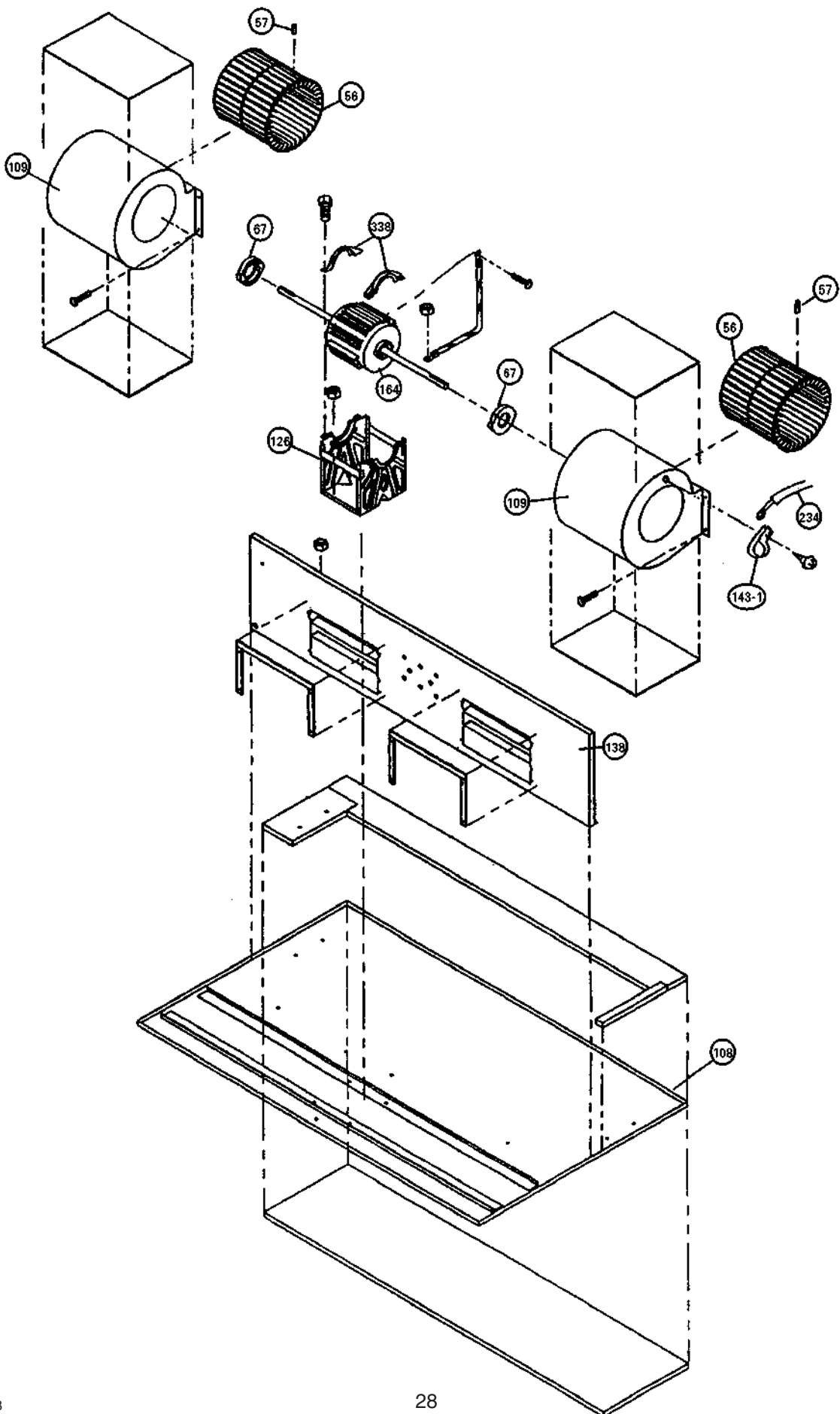
When the fault is cleared, the LED lamp goes off.

However, for discharge pipe temperature abnormal and high pressure abnormal, the LED lamp lights continuously for 24 hours, as long as the power is not turned off.

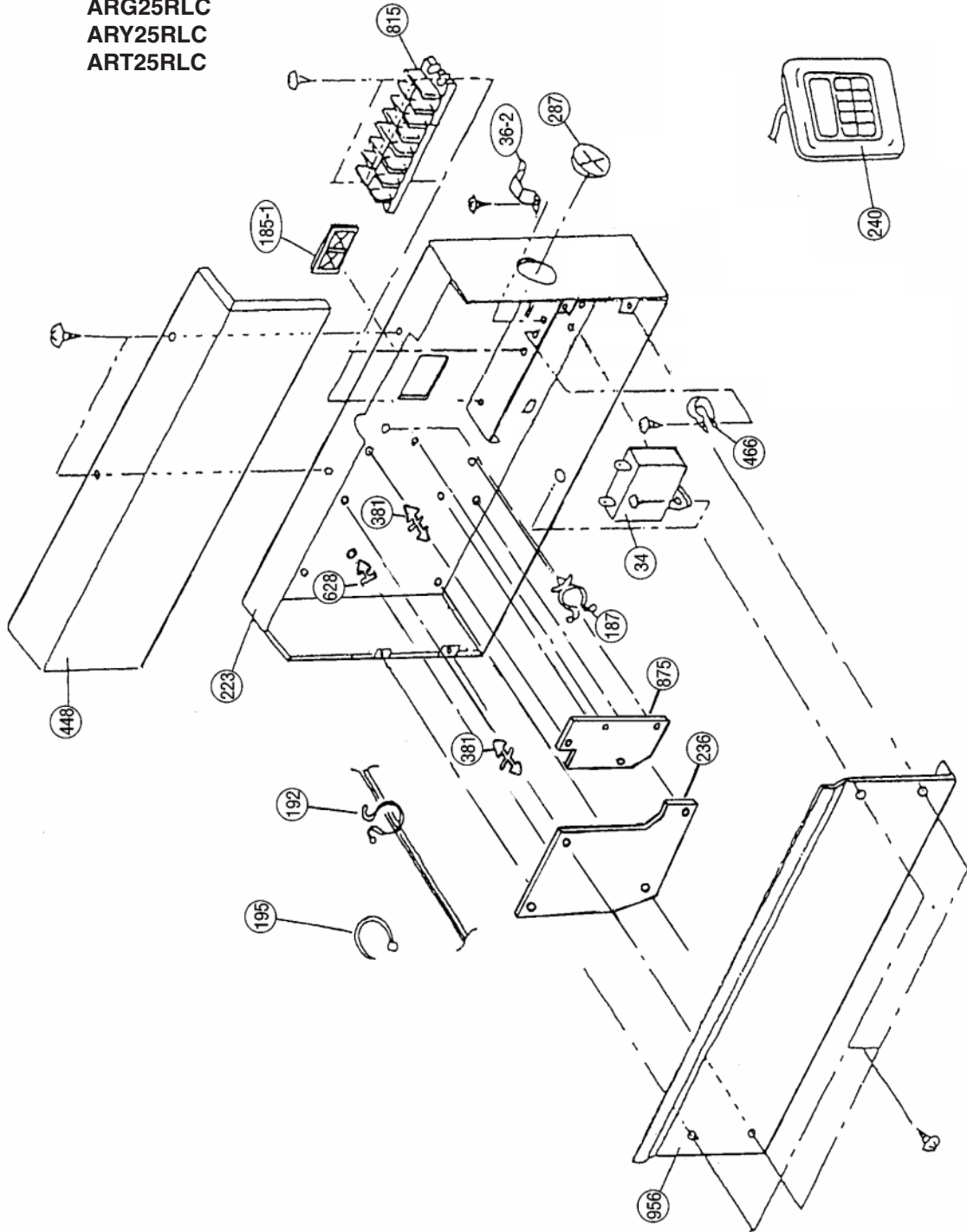
DISASSEMBLY ILLUSTRATION

Model : ARG25ALC ARG25RLC
 ARY25ALC ARY25RLC
 ART25ALC ART25RLC
 ARG30ALC ARG30RLC
 ARY30ALC ARY30RLC
 ART30ALC ART30RLC

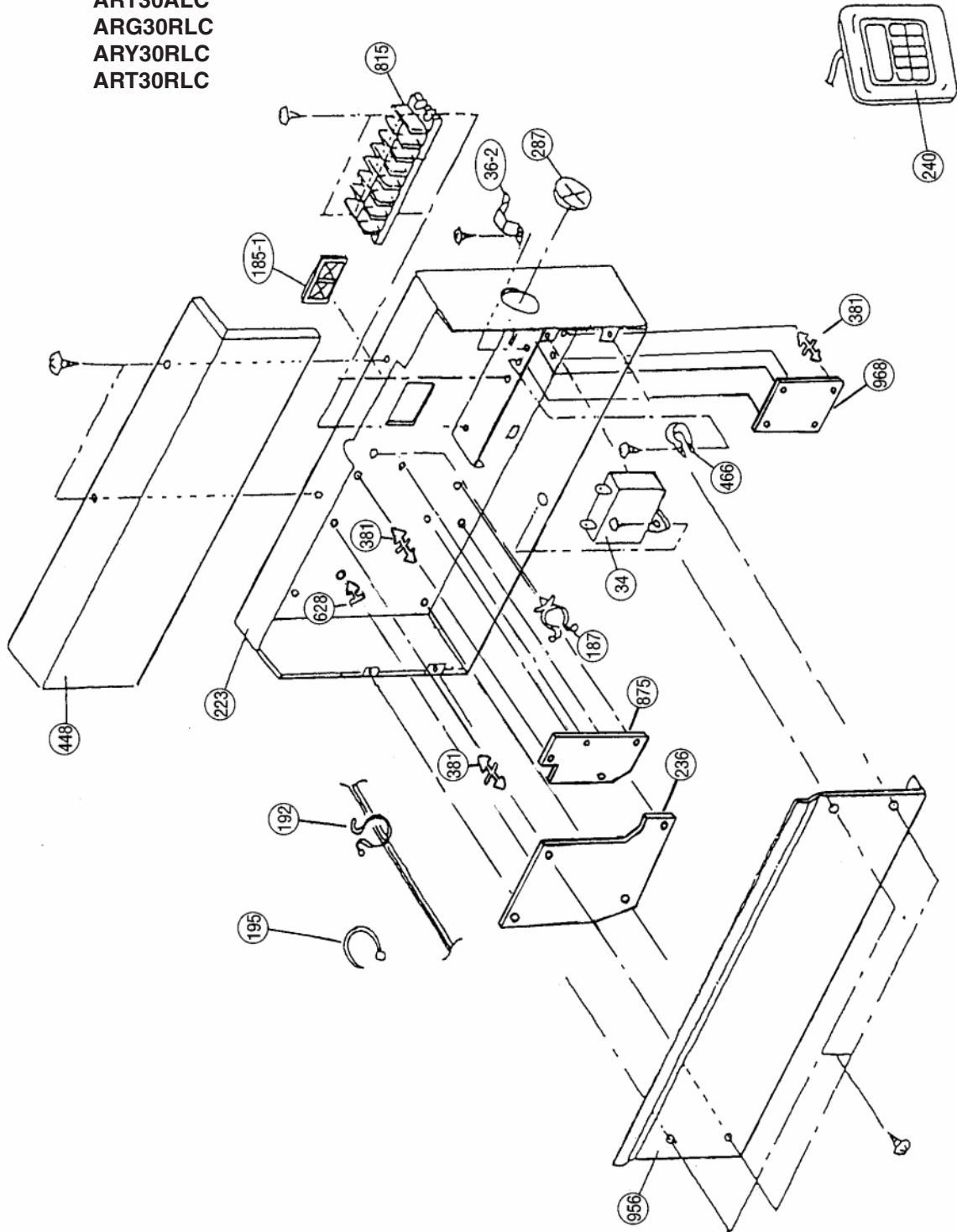




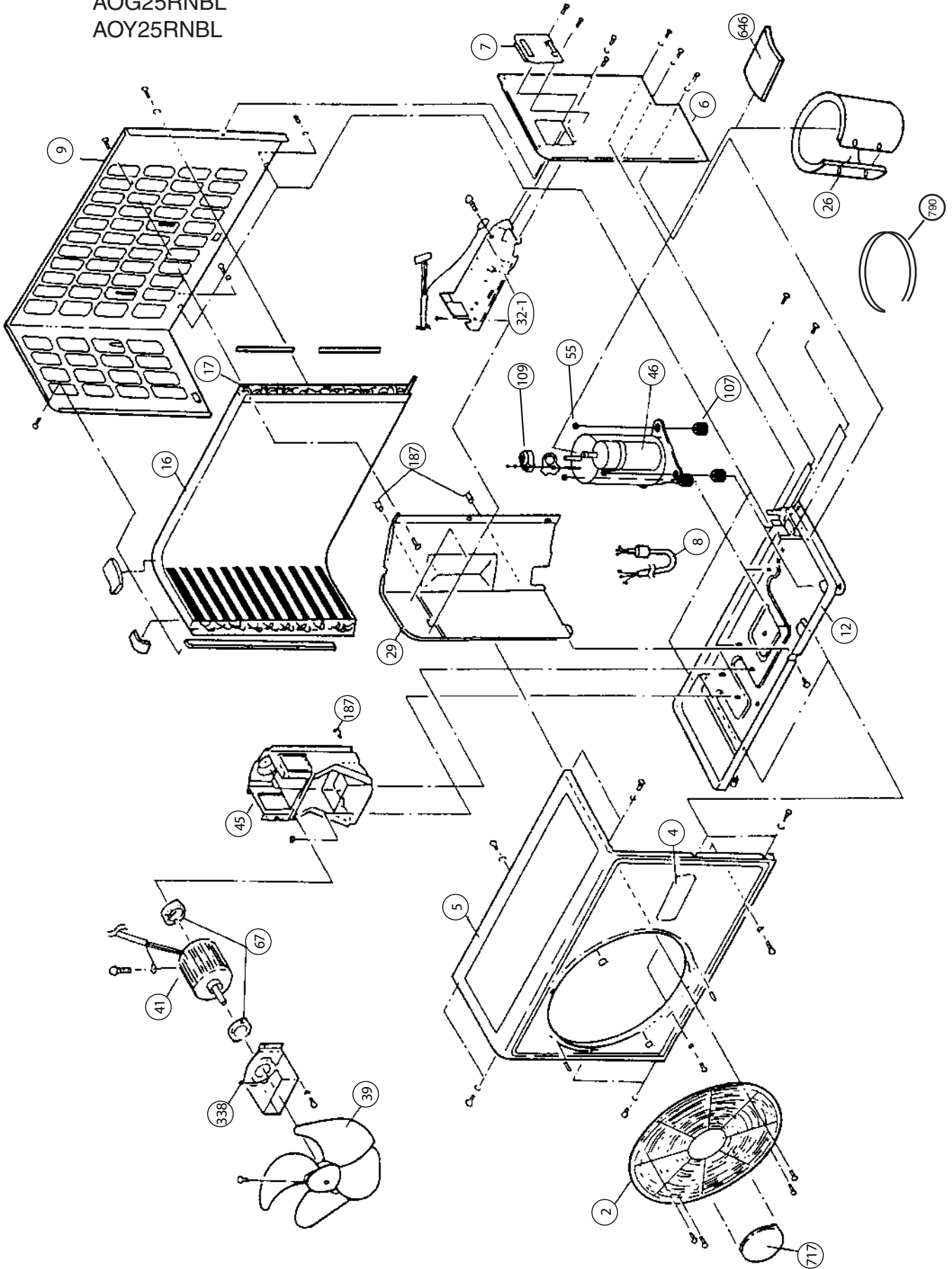
Models : ARG25ALC
ARY25ALC
ART25ALC
ARG25RLC
ARY25RLC
ART25RLC



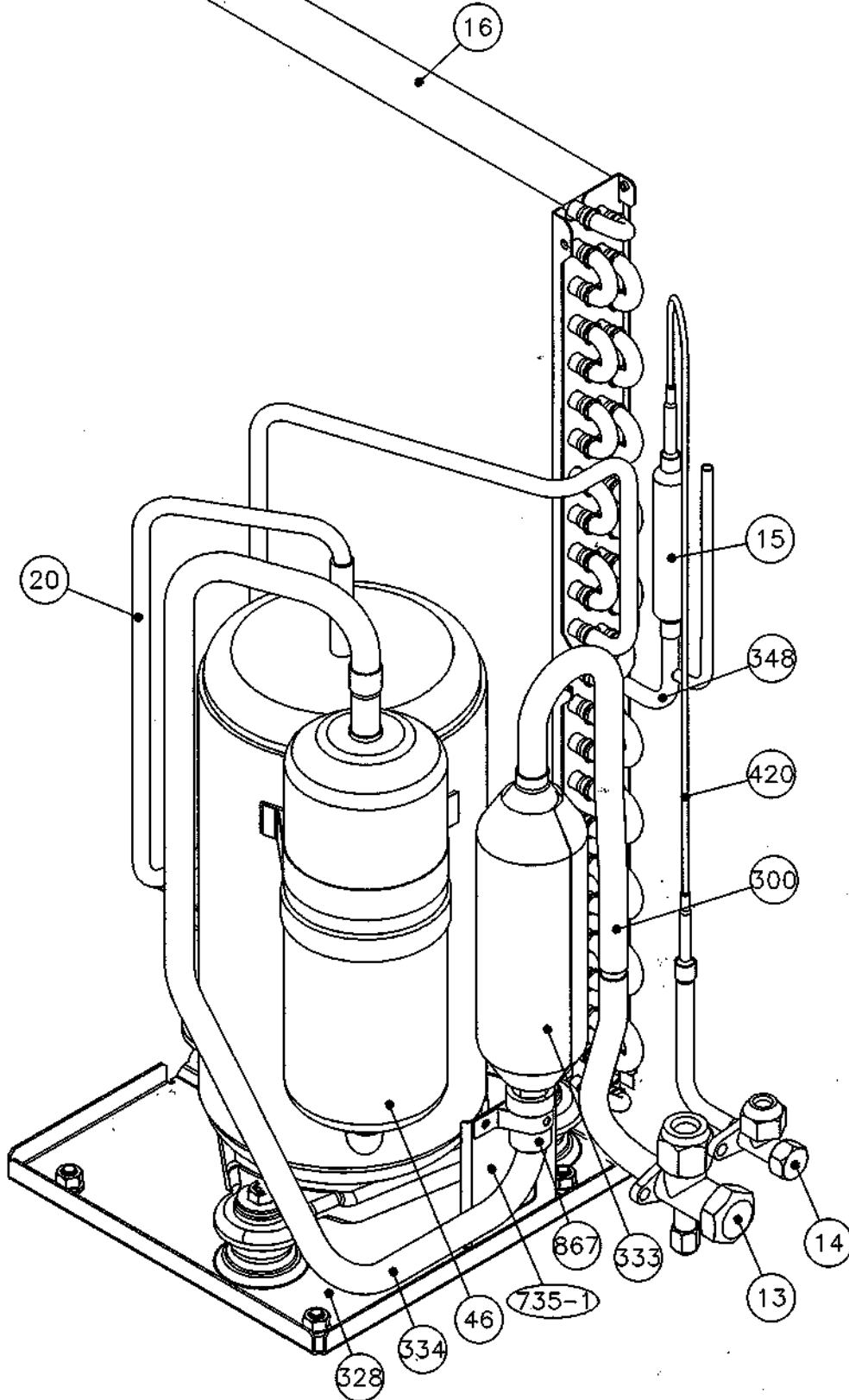
Models : ARG30ALC
ARY30ALC
ART30ALC
ARG30RLC
ARY30RLC
ART30RLC

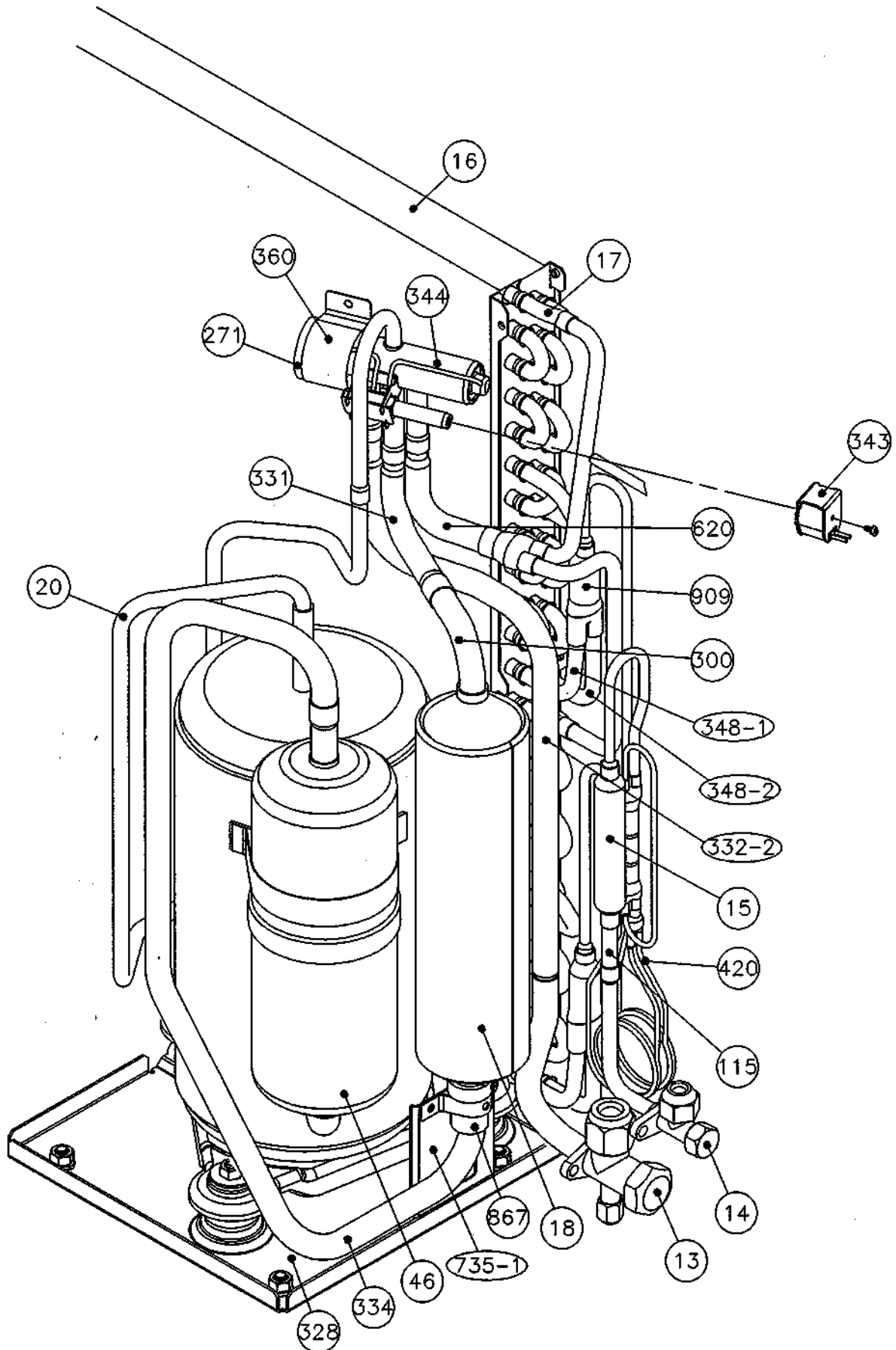


Models : AOG25ANBL
AOG25RNBL
AOY25RNBL

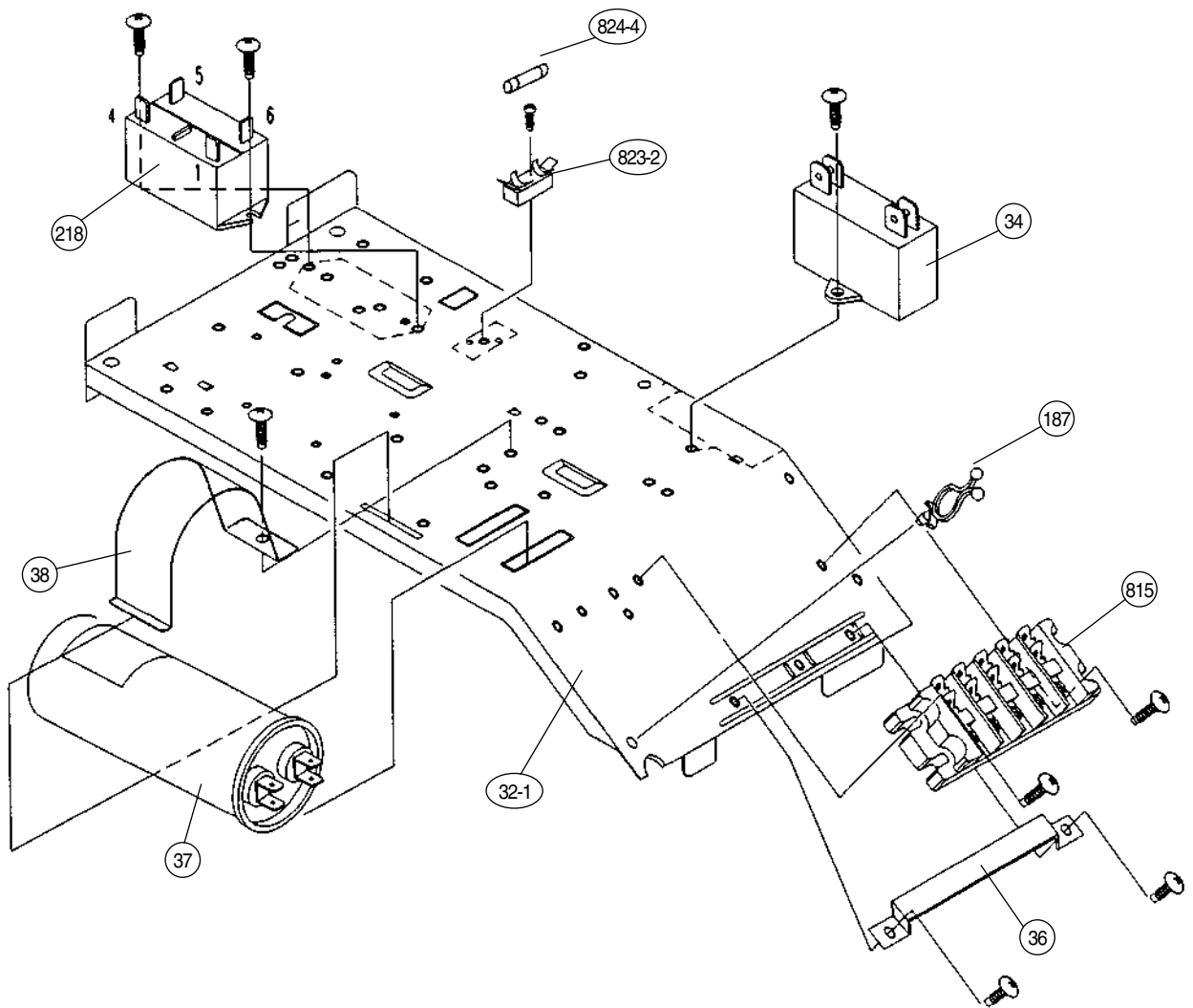


Models : AOG25ANBL
AOG25RNBL

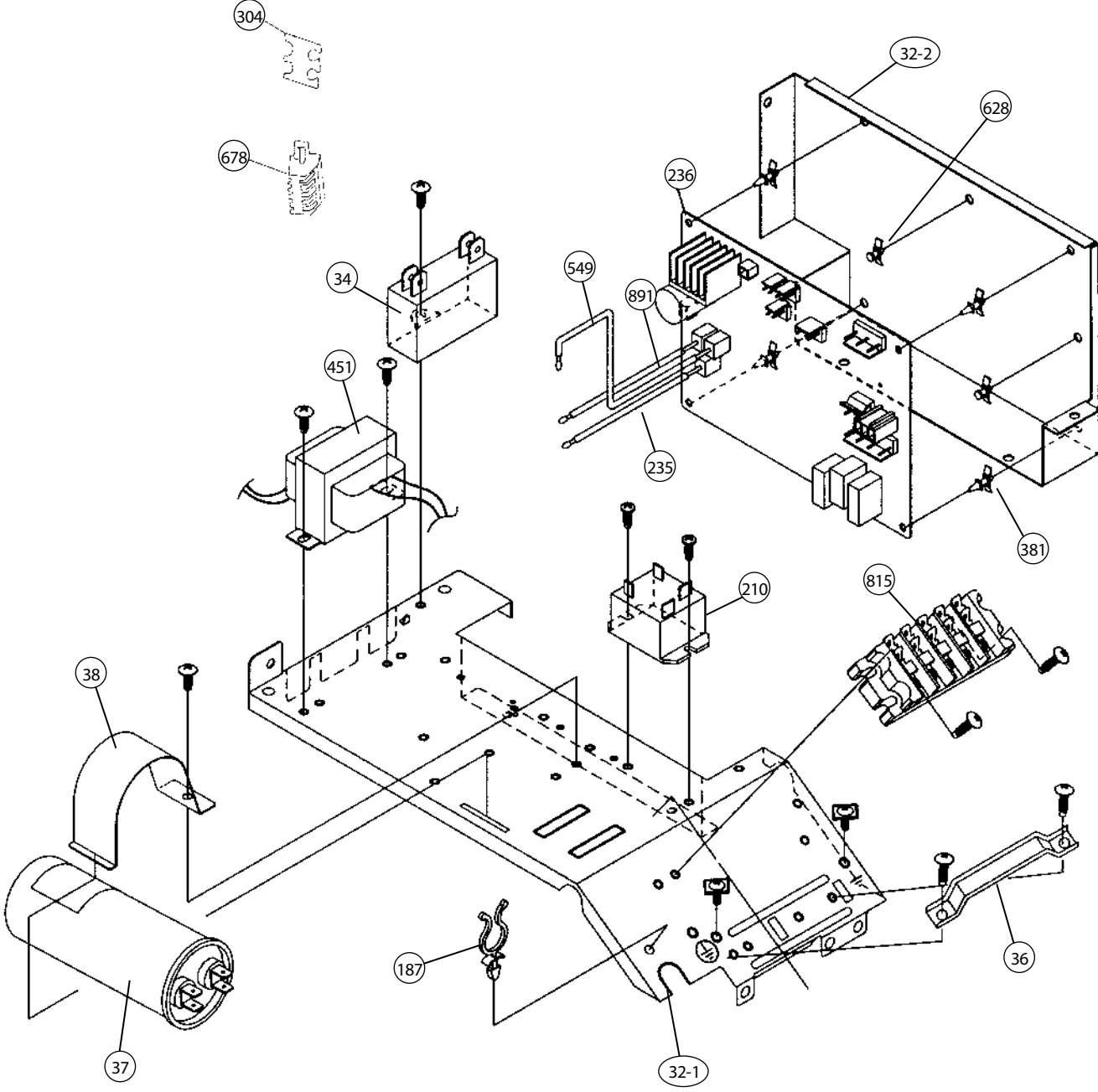




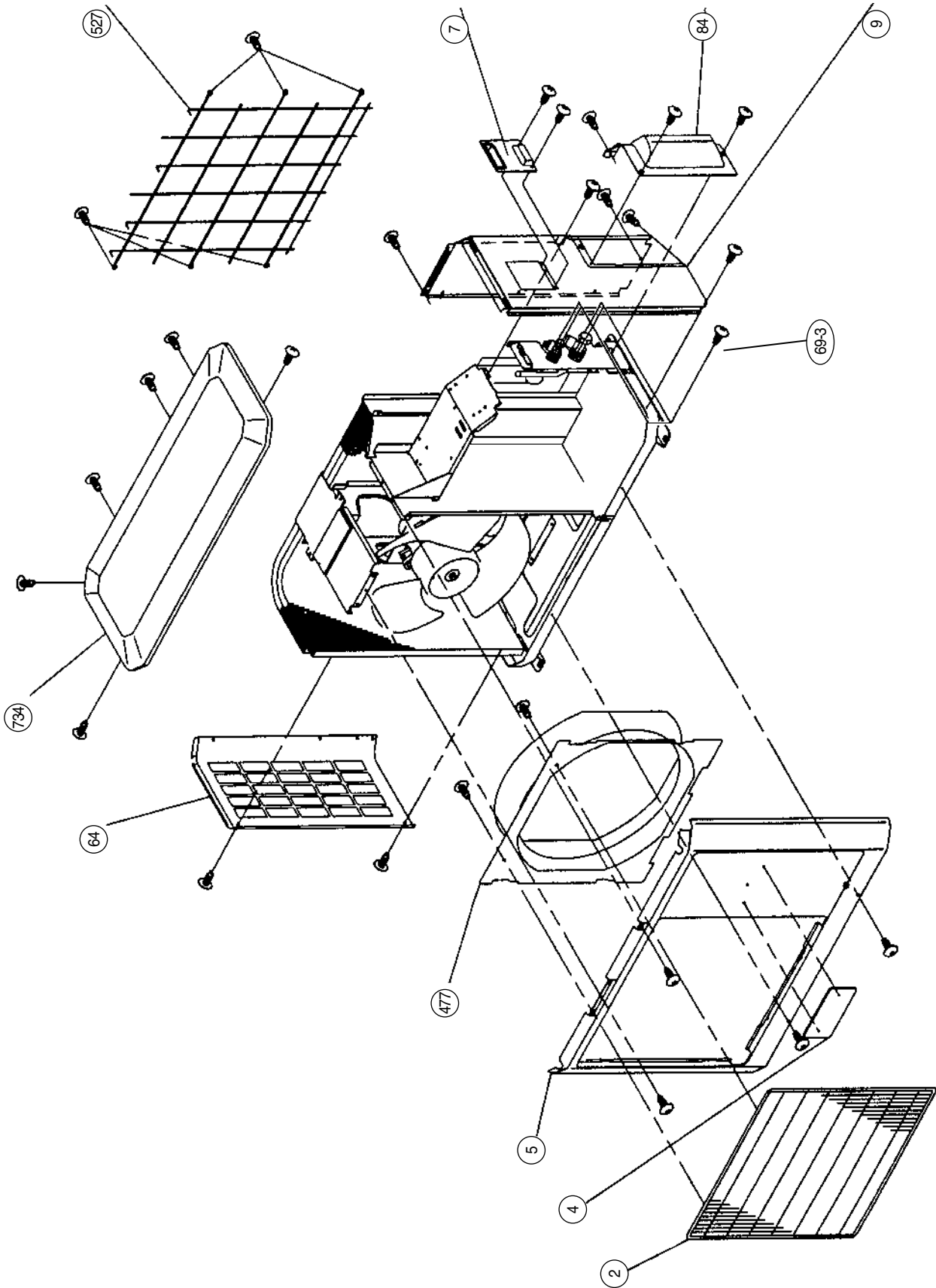
Model : AOG25ANBL



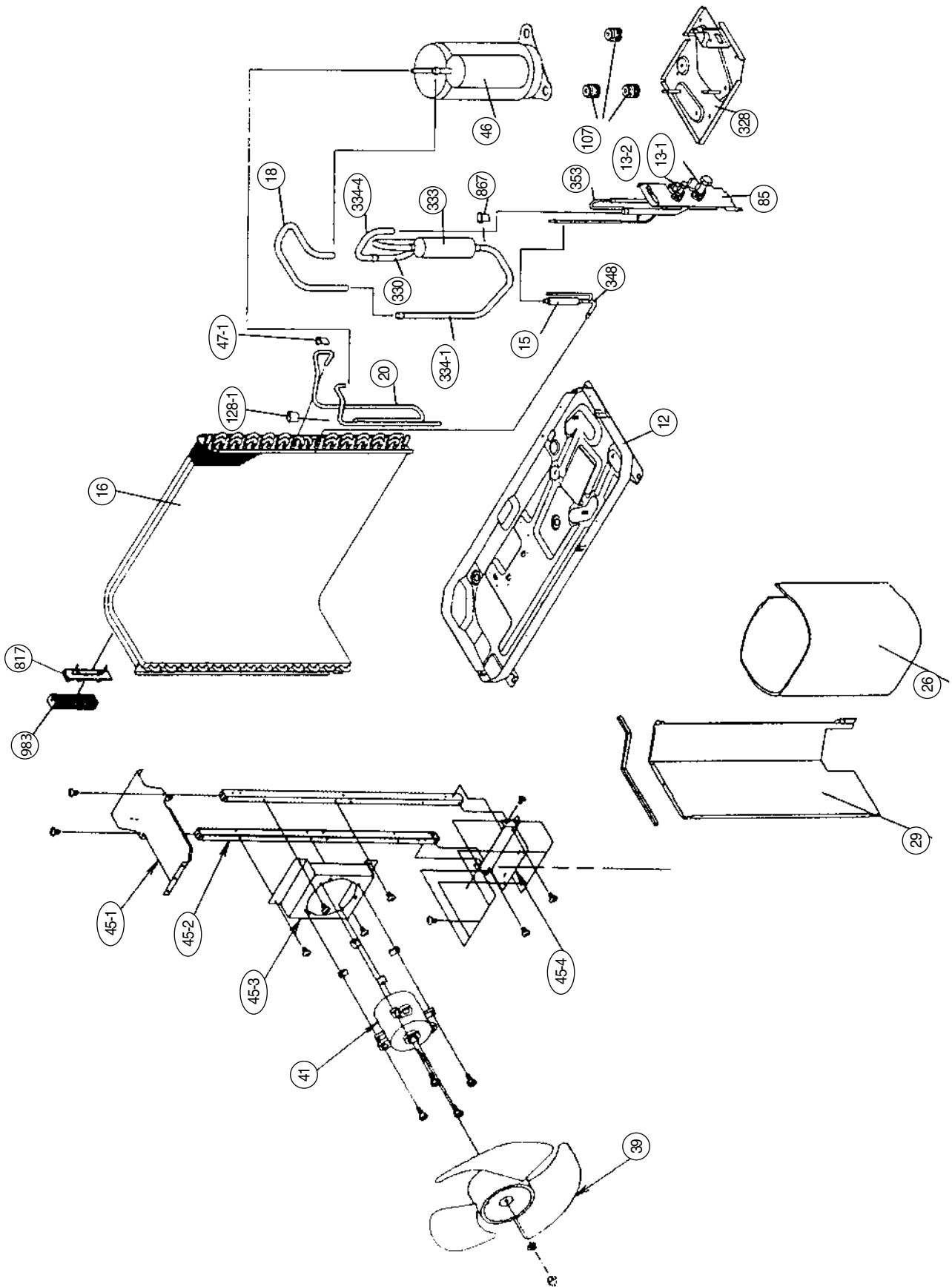
Models: AOG25RNBL
AOY25RNBL



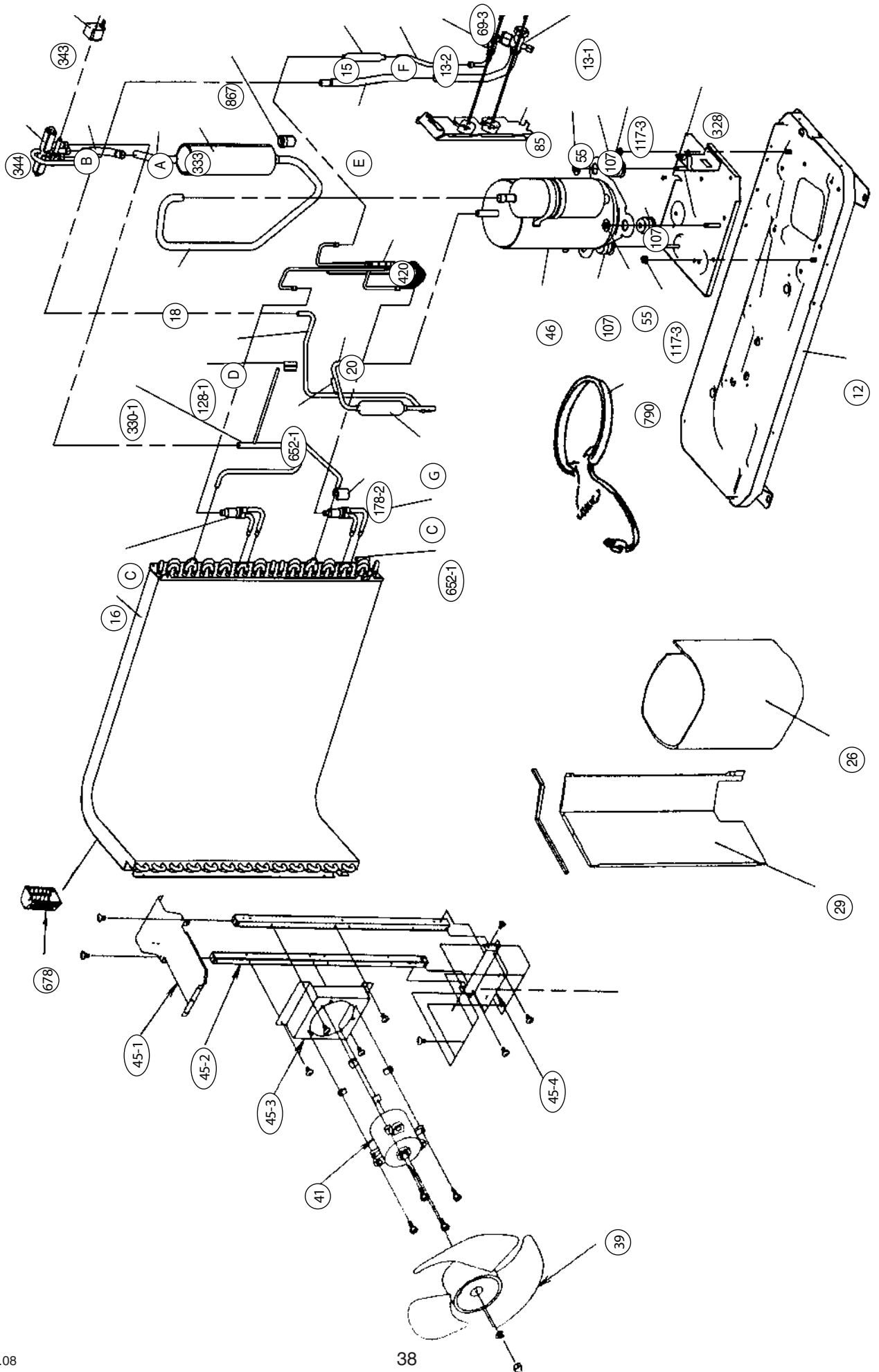
Models : AOT25ANAL
AOT25RNAL
AOT25RZDL



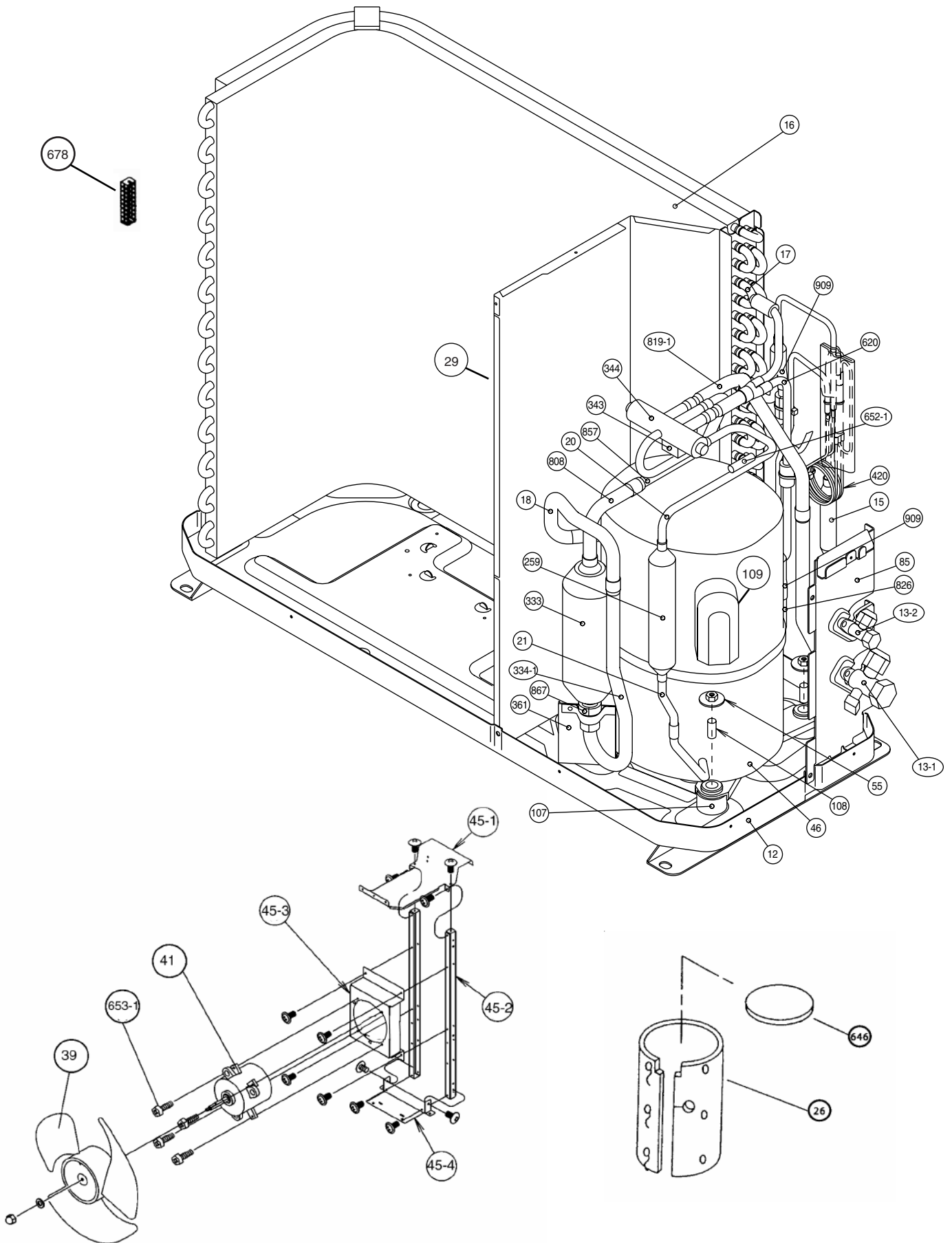
Models : AOT25ANAL



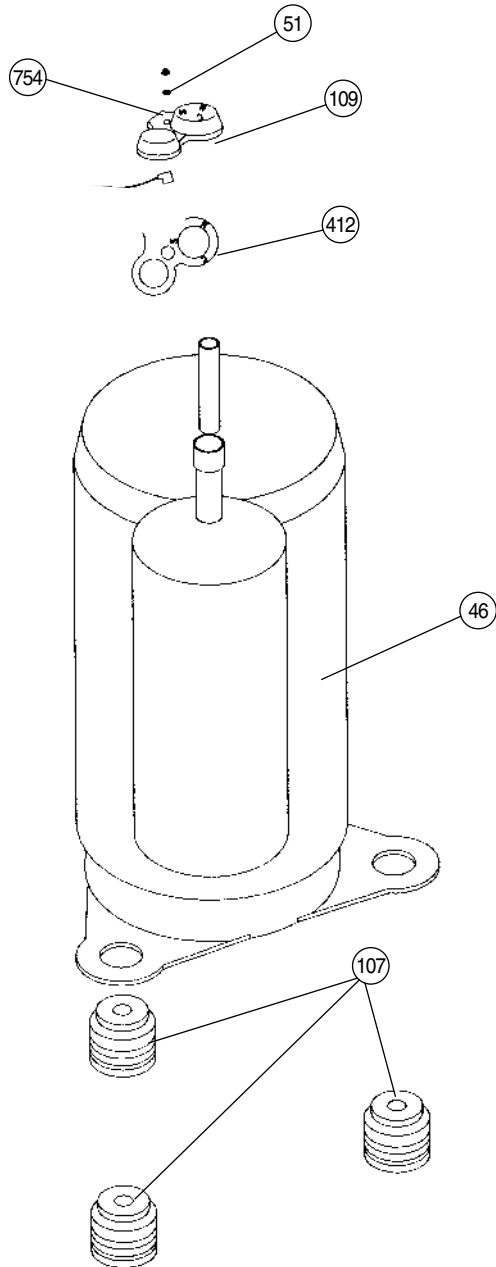
Models : AOT25RNAL



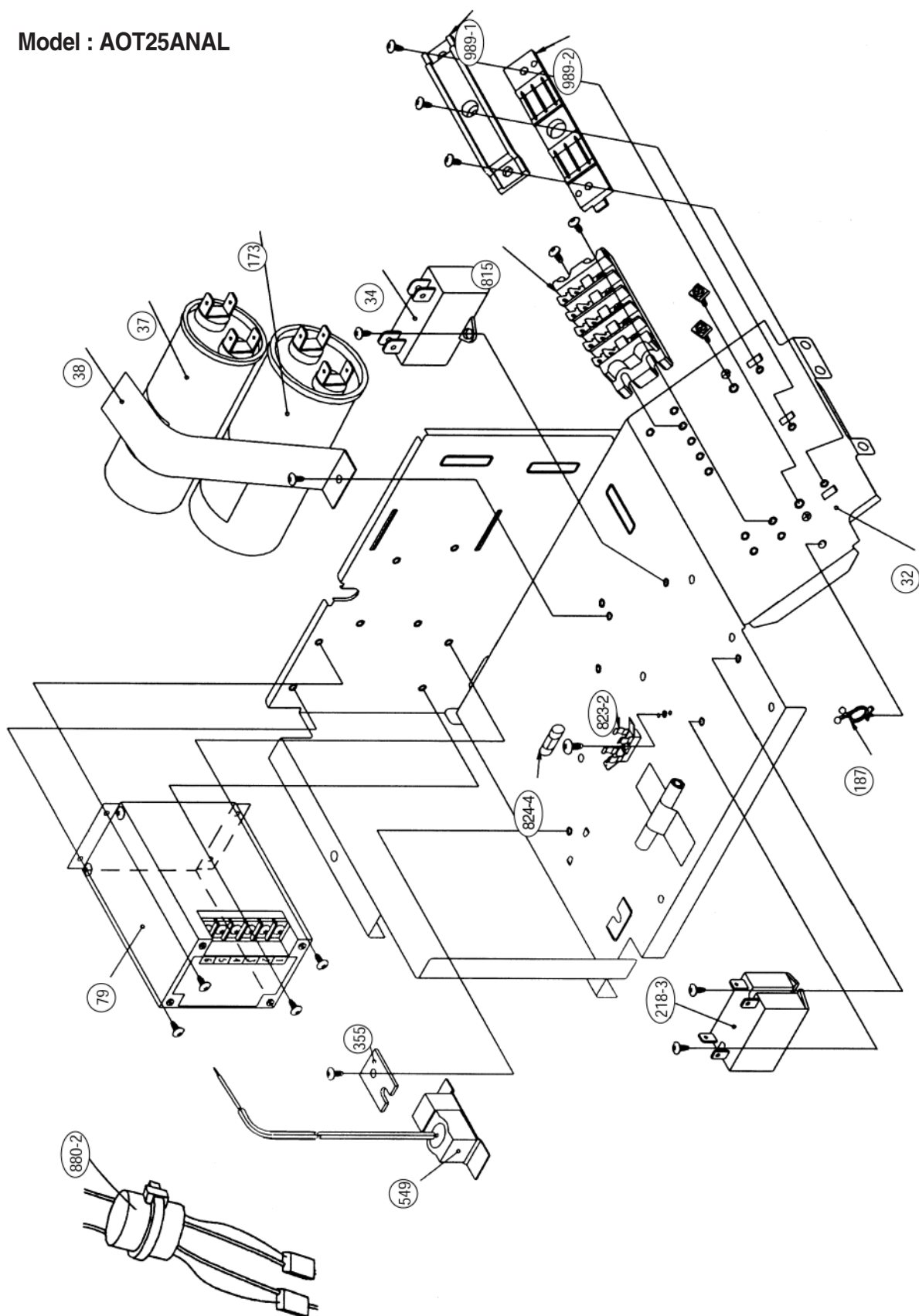
Model : AOT25RZDL



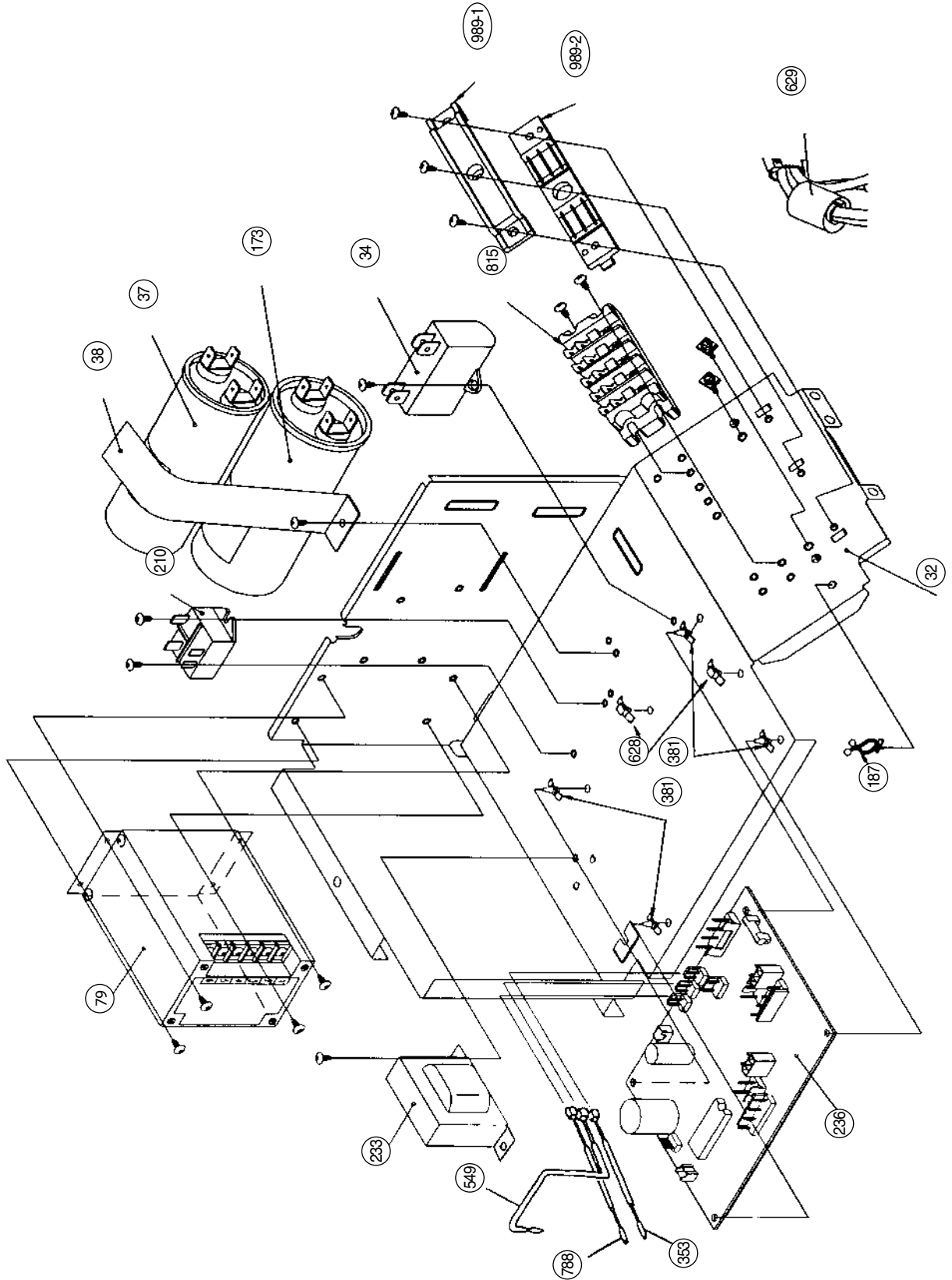
**Models : AOG25ANBL, AOG25RNBL
AOY25ANBL, AOY25RNBL
AOT25ANAL, AOT25RNAL**



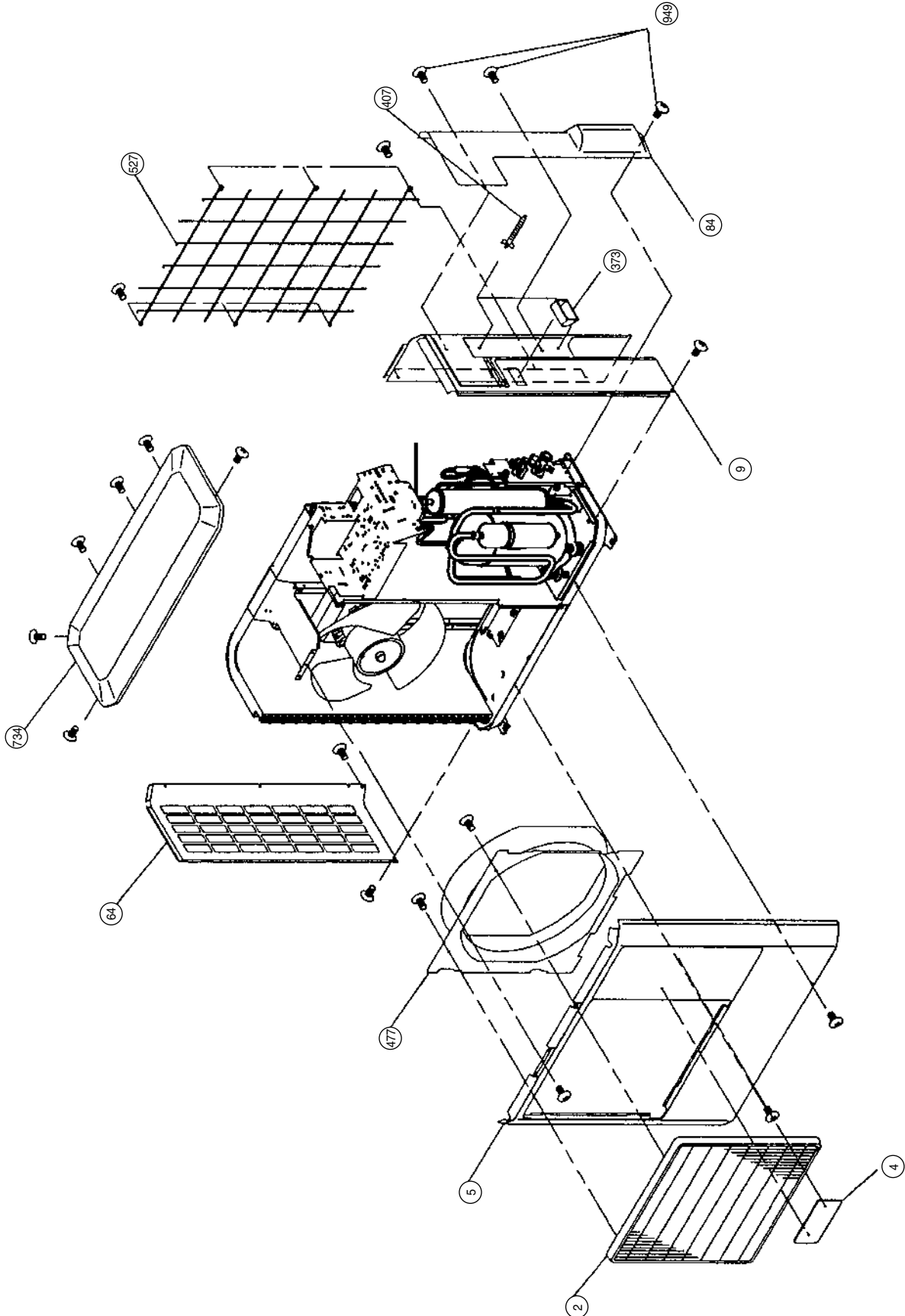
Model : AOT25ANAL



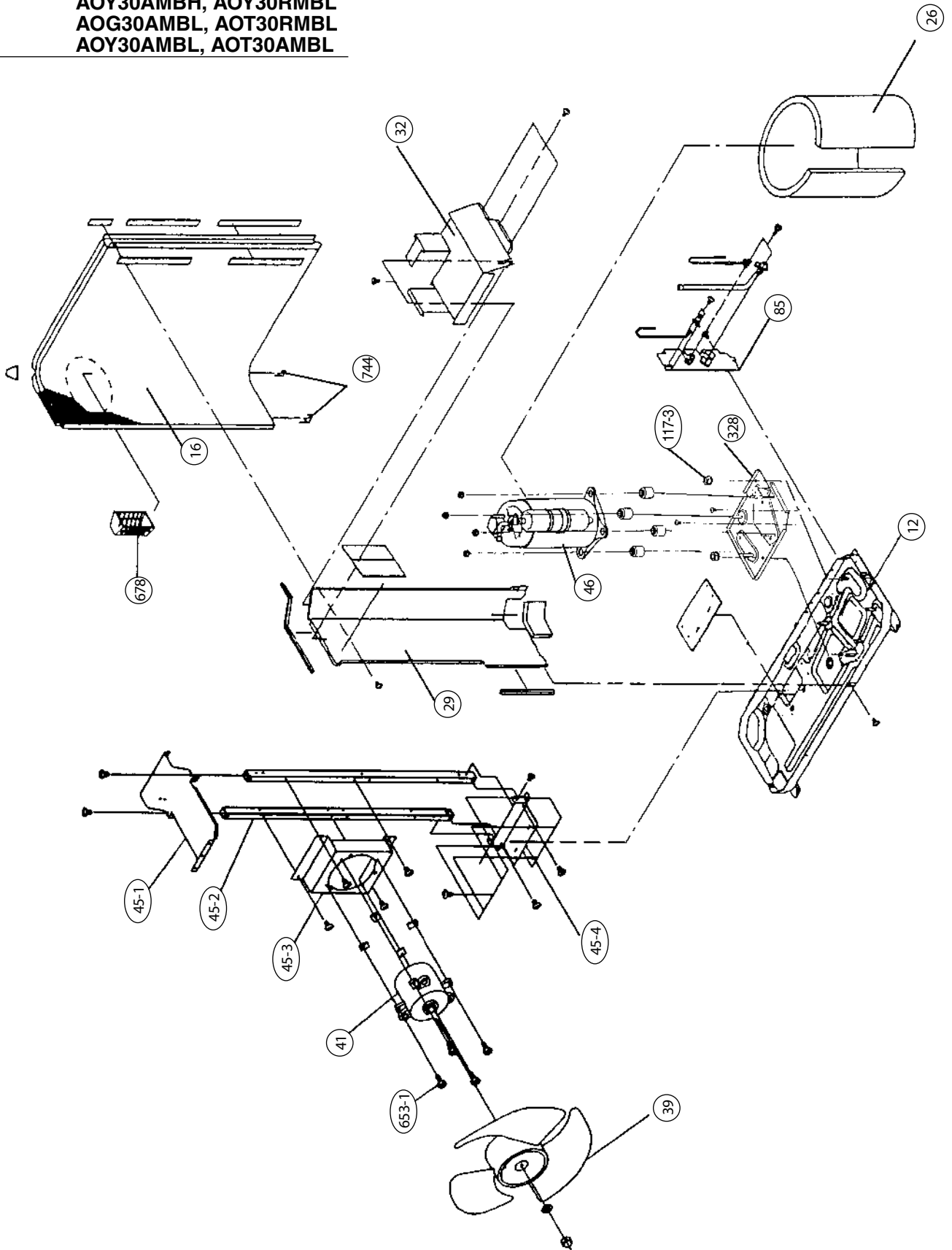
Model : AOT25RNAL
AOT25RZDL



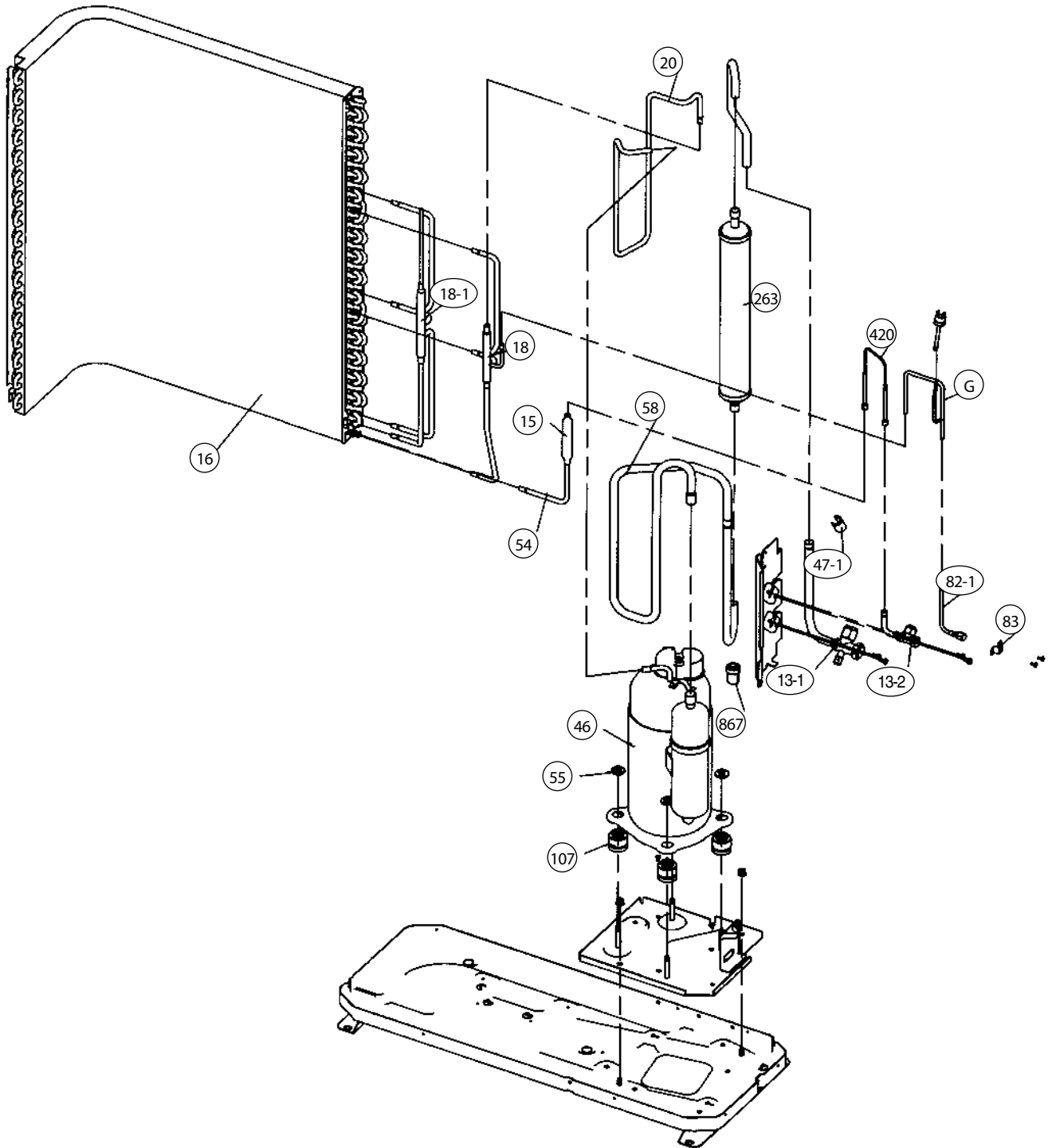
Models : AOG30AMBH, AOG30RMBL
AOY30AMBH, AOY30RMBL
AOG30AMBL, AOT30RMBL
AOY30AMBL, AOT30AMBL



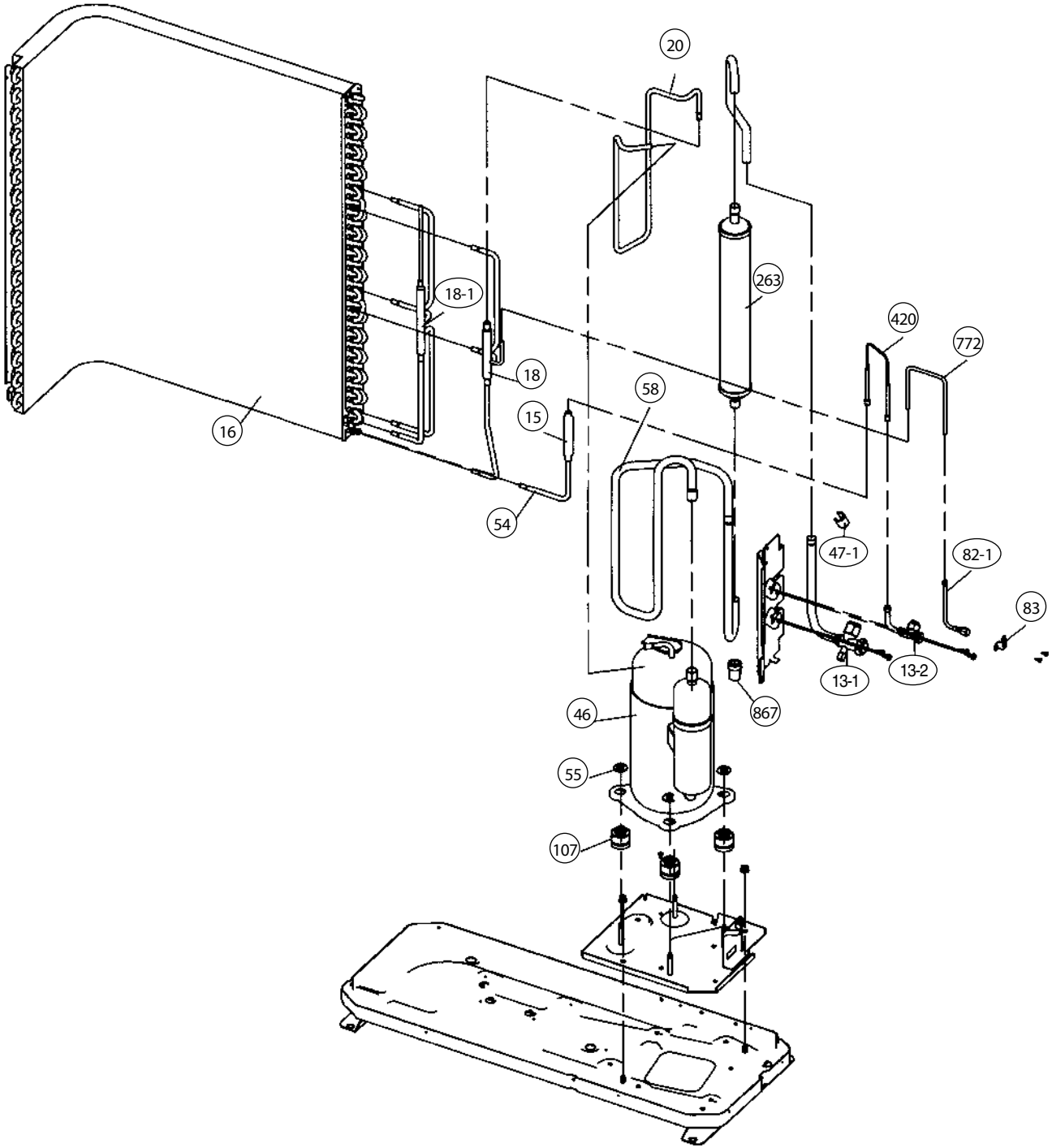
Models : AOG30AMBH, AOG30RMBL
AOY30AMBH, AOY30RMBL
AOG30AMBL, AOT30RMBL
AOY30AMBL, AOT30AMBL



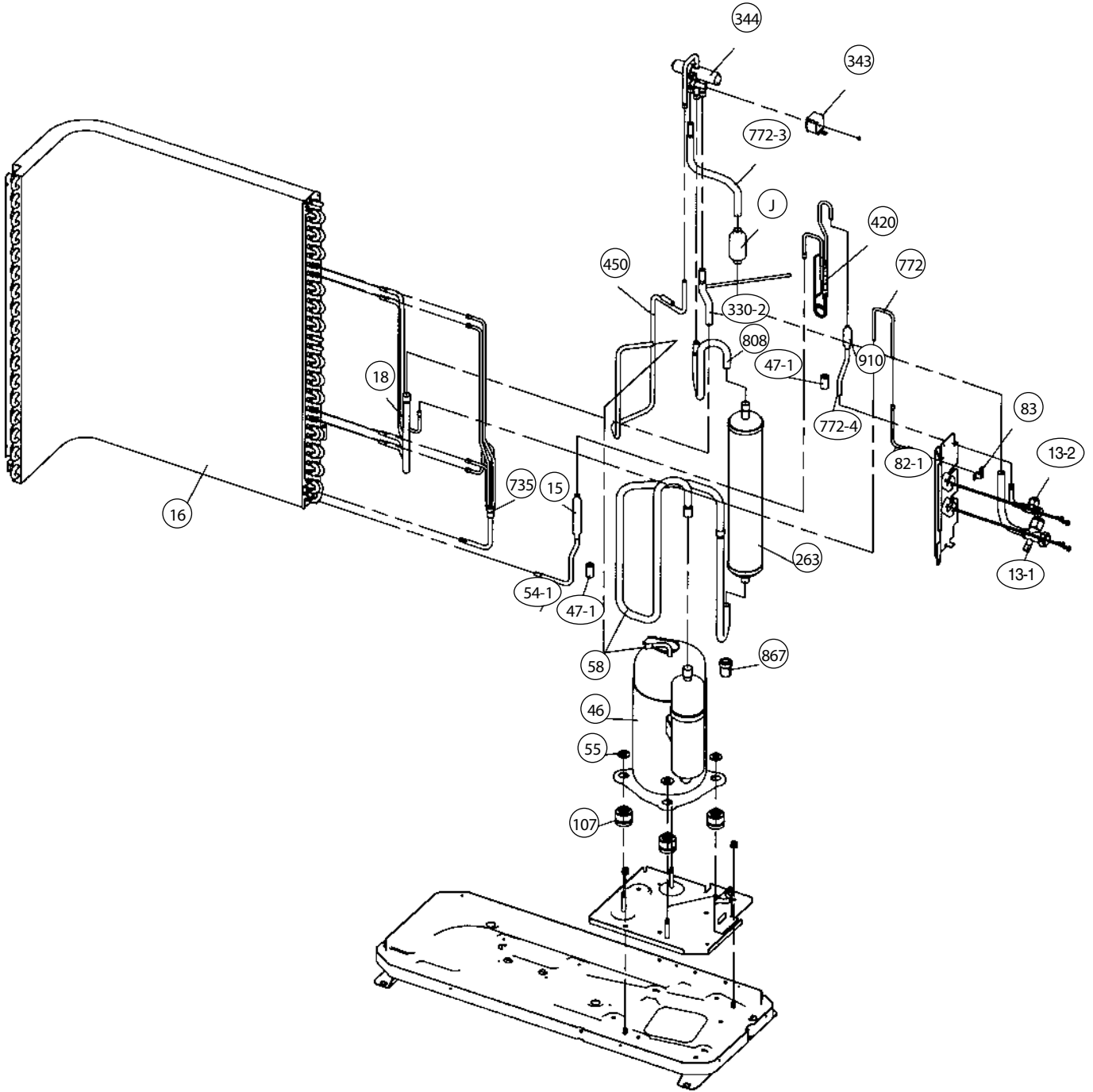
Models : AOG30AMBH
AOY30AMBH



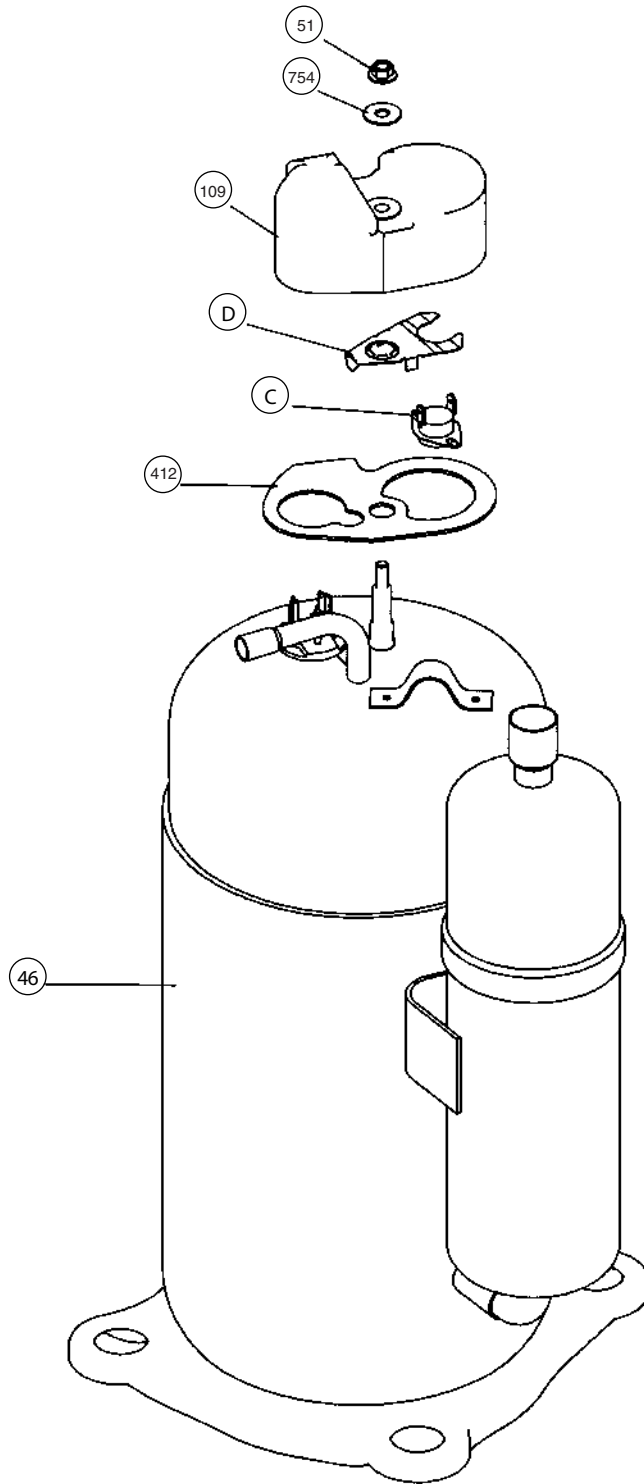
Models : AOG30AMBL
AOY30AMBL
AOT30AMBL



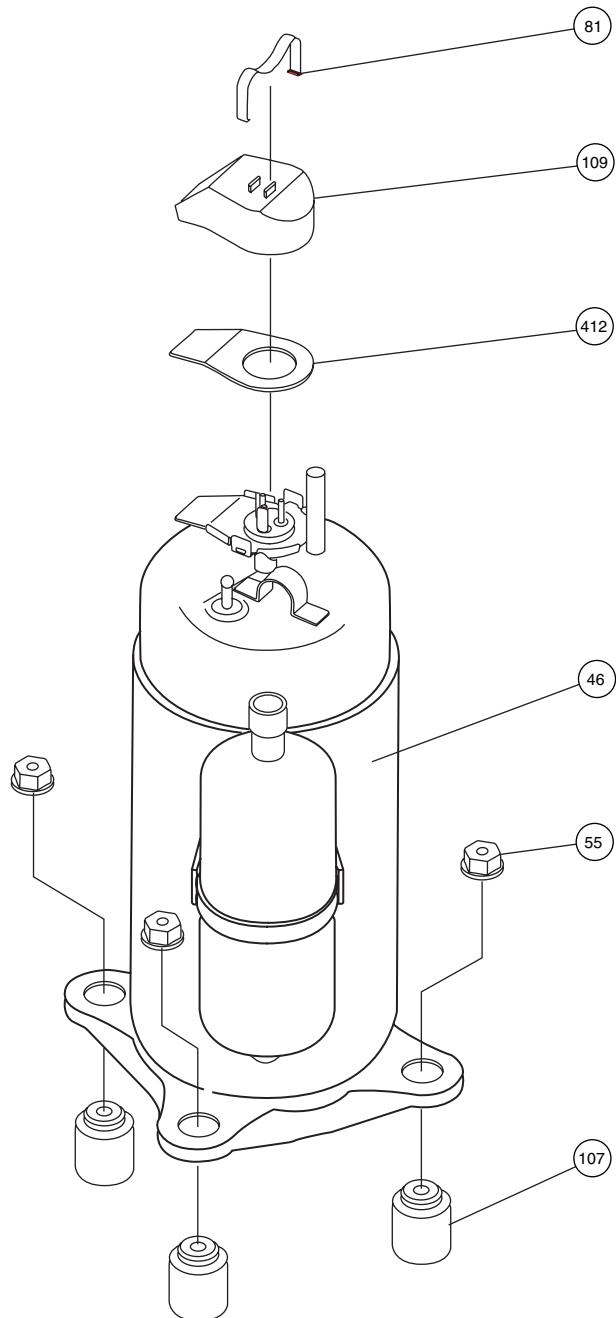
Models : AOG30RMBL
AOY30RMBL
AOT30RMBL



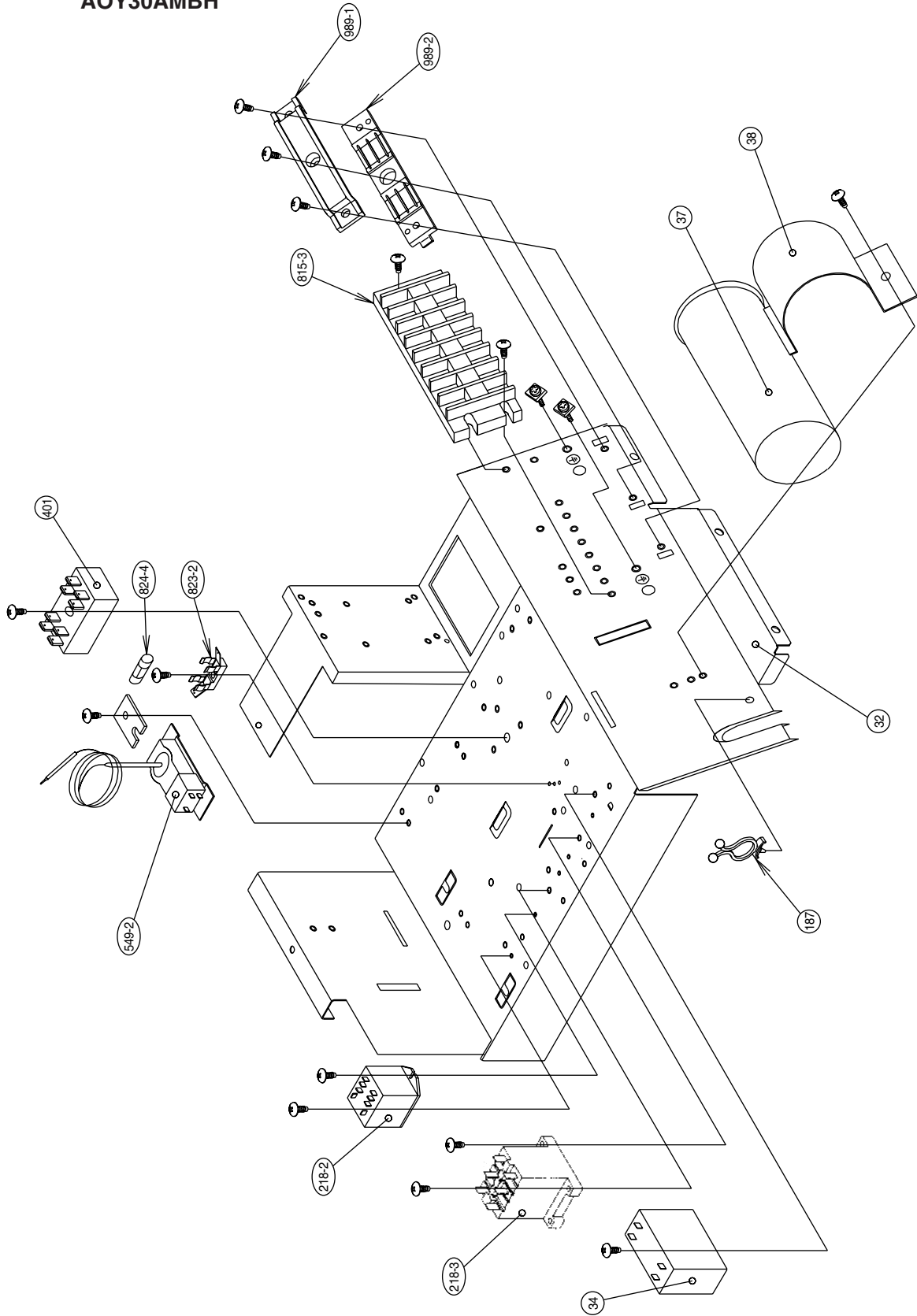
Modes : AOG30AMBH
AOY30AMBH



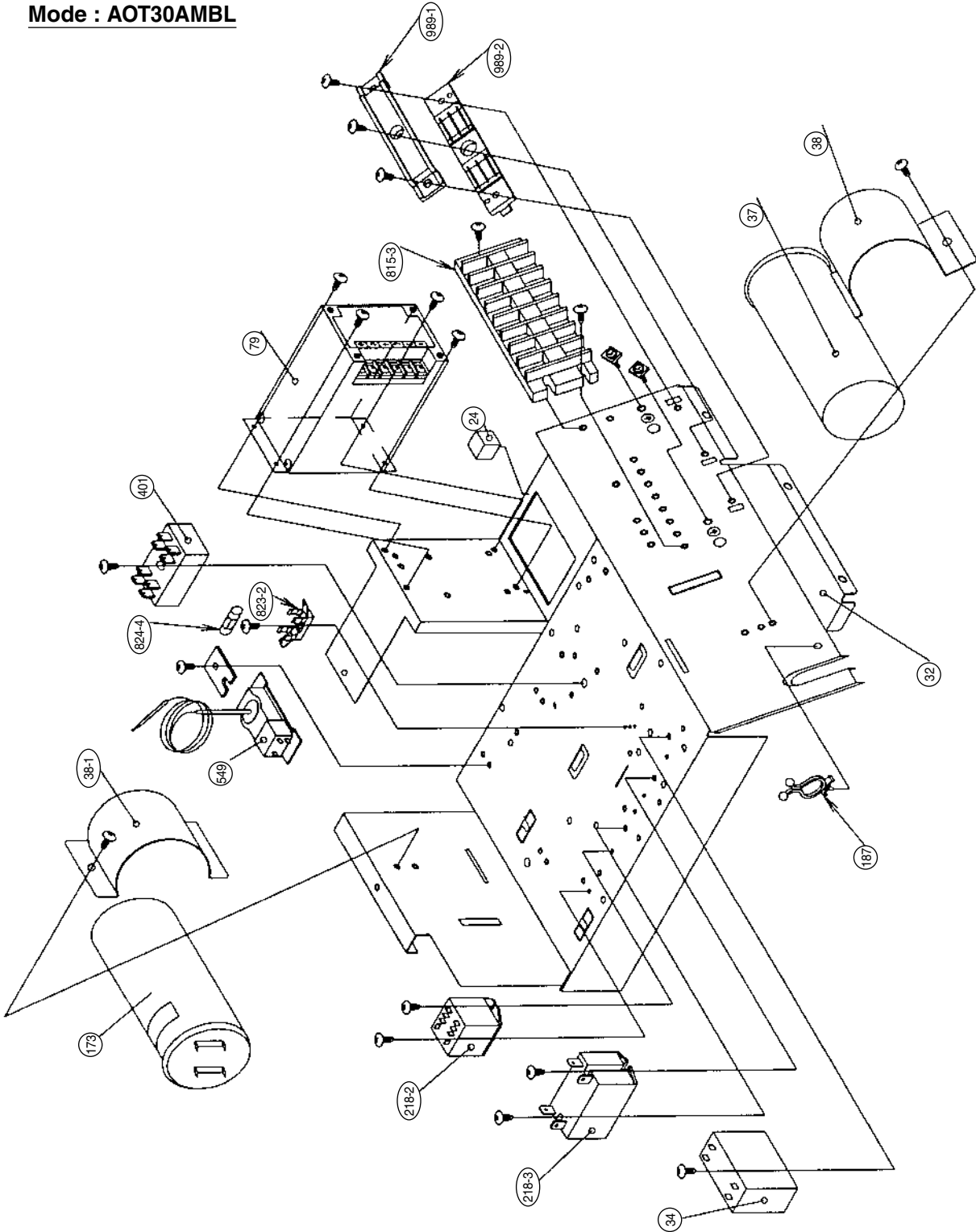
**Modes : AOG30AMBL, AOY30AMBL, AOT30AMBL
AOG30RMBL, AOY30RMBL, AOT30RMBL**



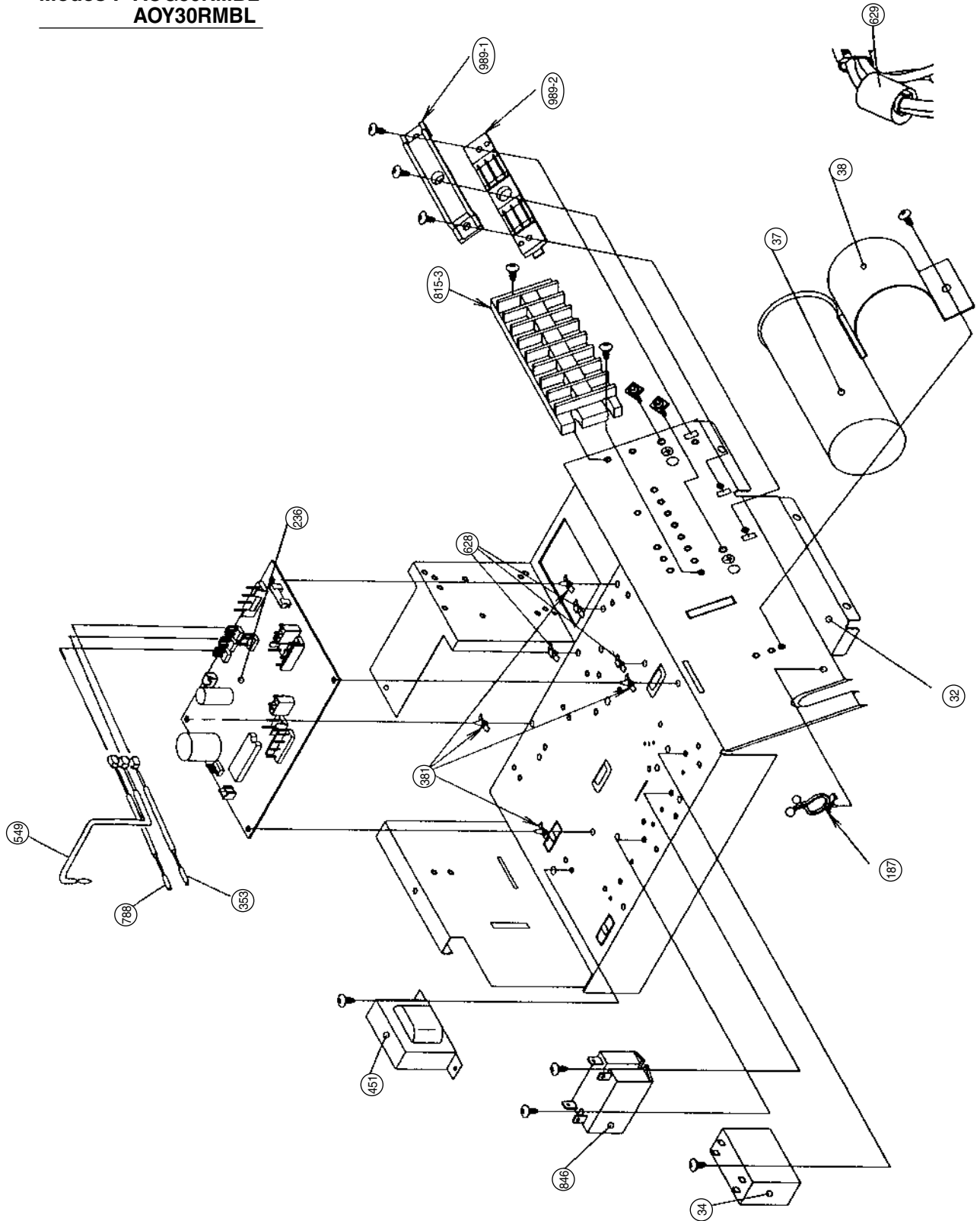
Model : AOG30AMBL
AOY30AMBL
AOG30AMBH
AOY30AMBH



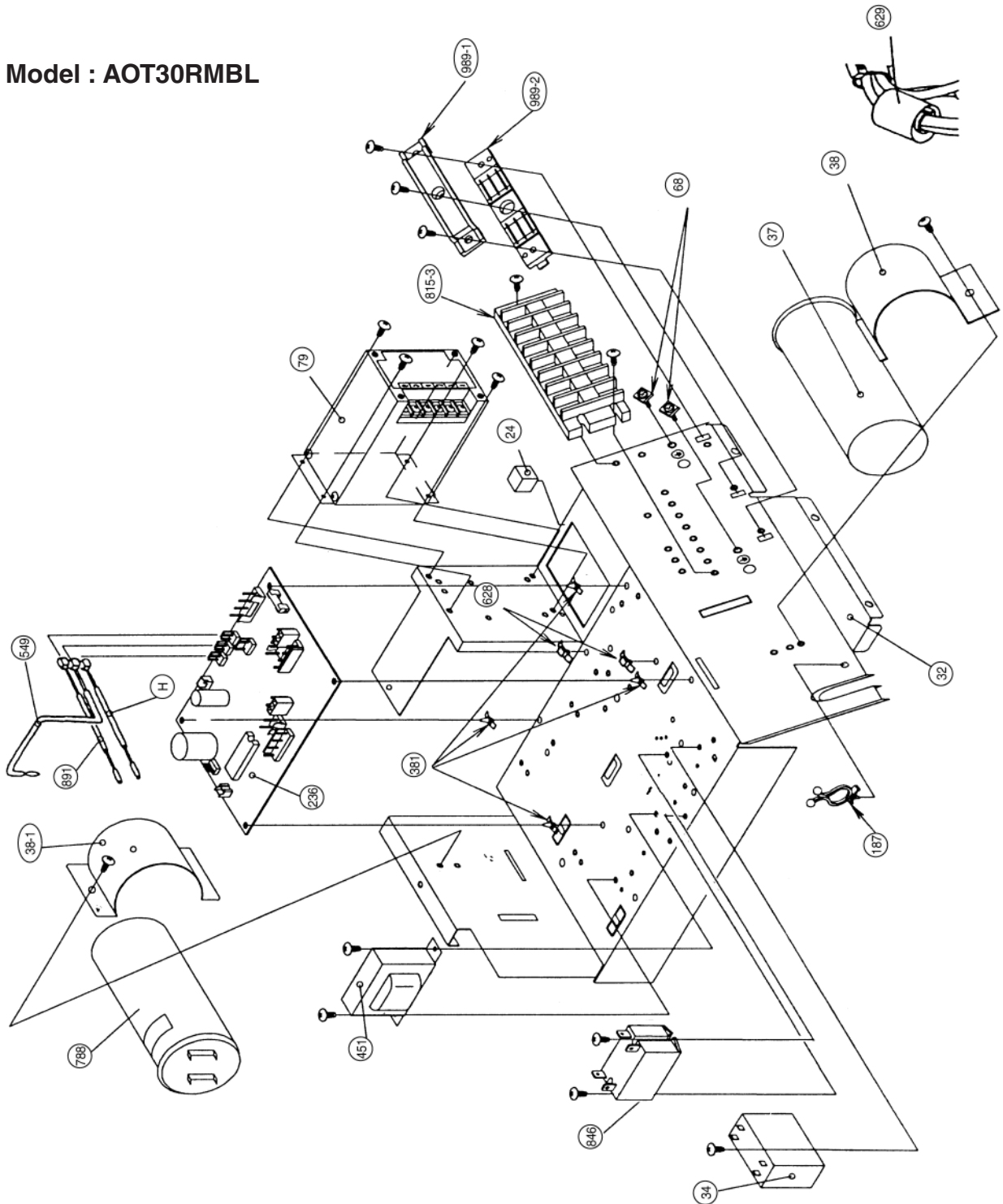
Mode : AOT30AMBL



Modes : AOG30RMBL
AOY30RMBL



Model : AOT30RMBL



AR 25ALC
 AR 25RLC
 AR 30ALC
 AR 30RLC

PARTS LIST

When you order parts, please make a photocopy of this page and fill the number of the parts in the "Order" column.

INDOOR UNIT

Ref. No.	Description	Part No.		Ord. Q'ty	Ref. No.	Description	Part No.		Ord. Q'ty
		ARY25ALC	ARY25RLC				ARY25ALC	ARY25RLC	
		ART25ALC	ART25RLC				ARG25ALC	ARG25RLC	
34	Capacitor (Fan Motor)	9703306020	9703306020		234	Thermistor Assy	9703299056	9703299056	
36-2	Cord Holder Metal	9356362008	9356362008		235	Thermistor Assy-Pipe	9703297045	9703297045	
56	Sirocco Fan Assy	9356531022	9356531022		236	Controller PCB Assy	9704557162	9704557063	
57	Hex. Socket Screw	313616213202	313616213202		240	Remote Control Unit	9703173066	9371438030	
64	Cabinet-Left Metal	9356551006	9356551006		240	Remote Control Unit	9703173103	9703173097	
67	Rubber (Vibration-proof)	313659068604	313659068604				(ART25ALC Only)	(ART25RLC Only)	
69	Cabinet-Right Metal	9356547009	9356547009		287	Cap (Power)	9352173011	9352173011	
74	Intake Panel	9356537000	9356537000		324	Top Plate	9356546002	9356546002	
75	Outlet Panel Assy	9356538007	9356538007		329	Coupling Pipe Assy	9369117008	9369117008	
108	Base Assy	9356518009	9356518009		338	Motor Fixture	9356536003	9356536003	
109	Casing Assy	9356527001	9356527001		381	Loking Spacer	313209391506	313209391506	
126	Motor Fixing Table Assy	9356533002	9356533002		394	Pipe Fixing Plate	9356554007	9356554007	
138	Separate Wall	9356523003	9356523003		448	Control Box Metal-B	9356560008	9356560008	
143	Clamp NK-3N	313361274700	313361274700		466	Clamp NK-4N	313714328805	313714328805	
146	Evaporator Assy	9369111006	9369111006		574-1	Eva. Fixing Plate-E	9356521009	9356521009	
160	Drain Pan Assy	9356542028	9356542028		574-2	Eva. Fixing Plate-L	9356522006	9356522006	
164	Fan Motor Assy-IN	9600830024	9600830024		735	Distributor Assy	9369112003	9369112003	
173	Hanger Bracket	9356563009	9356563009		764	Drain Cap	9356541007	9356541007	
184-1	Thermo. Spring-A	313728262708	313728262708		815	Terminal-7P	9703403019	9703403019	
185-1	Rubber Bushing	9357376004	9357376004		875	Power PWB Assy	9704561053	9704561046	
187	Clamp No. 1219	313361271706	313361271706		924	Intake Seal Plate	9356553000	9356553000	
192	Clamp No. 062	313361271402	313361271402		955	Square Flange Assy	9356555004	9356555004	
195	Clamp SKB-100	313361275805	313361275805		956	Control Box Metal-E	9356900002	9356900002	
196-1	Clamp SKB-3M	312300787605	312300787605		959	Eva. Seal Plate	9356540000	9356540000	
223	Control Box Metal Assy	9356558005	9356558005						

When you order parts, please make a photocopy of this page and fill the number of the parts in the "Order" column.

INDOOR UNIT

Ref. No.	Description	Part No.		Ord. Q'ty	Ref. No.	Description	Part No.		Ord. Q'ty
		ARY30ALC	ARY30RLC				ARY30ALC	ARY30RLC	
		ART30ALC	ART30RLC				ARG30ALC	ARG30RLC	
4	Emblem-Rear	9351355005	9351355005		223	Control Box Metal Assy	9356558005	9356558005	
34	Capacitor (Fan Motor)	9704305053	9704305053		234	Thermistor Assy	9703299056	9703299056	
36-2	Cord Holder Metal	9356362008	9356362008		235	Thermistor Assy-Pipe	9703297045	9703297045	
56	Sirocco Fan Assy	9356531022	9356531022		236	Controller PCB Assy	9704557056	9704557049	
57	Hex. Socket Screw	313616213202	313616213202		240	Remote Control Unit	9703173066	9371438030	
64	Cabinet-Left Metal	9356551006	9356551006		240	Remote Control Unit	9703173103	9703173097	
67	Rubber (Vibration-proof)	313659068604	313659068604				(ART30ALC Only)	(ART30RLC Only)	
69	Cabinet-Right Metal	9356547009	9356547009		287	Cap (Power)	9352173011	9352173011	
74	Intake Panel	9356537000	9356537000		324	Top Plate	9356546002	9356546002	
75	Outlet Panel Assy	9356538007	9356538007		329	Coupling Pipe Assy	9369117008	9369117008	
108	Base Assy	9356518009	9356518009		338	Motor Fixture	9356536003	9356536003	
109	Casing Assy	9356527001	9356527001		381	Loking Spacer	313209391506	313209391506	
126	Motor Fixing Table Assy	9356533002	9356533002		394	Pipe Fixing Plate	9356554007	9356554007	
138	Separate Wall	9356523003	9356523003		448	Control Box Metal-B	9356560008	9356560008	
143	Clamp NK-3N	313361274700	313361274700		466	Clamp NK-4N	313714328805	313714328805	
146	Evaporator Assy	9369111006	9369111006		574-1	Eva. Fixing Plate-E	9356521009	9356521009	
160	Drain Pan Assy	9356542028	9356542028		574-2	Eva. Fixing Plate-L	9356522006	9356522006	
164	Fan Motor Assy	9600830017	9600830017		735	Distributor Assy	9369112003	9369112003	
184-1	Thermo. Spring-A	313728262708	313728262708		764	Drain Cap	9356541007	9356541007	
185-1	Rubber Bushing	9357376004	9357376004		815	Terminal-7P	9703403019	9703403019	
187	Clamp No. 1219	313361271706	313361271706		875	Power PWB Assy	9704561053	9704561046	
192	Clamp No. 062	313361271402	313361271402		959	Eva. Seal Plate	9356540000	9356540000	
195	Clamp SKB-100	313361275805	313361275805		968	Relay PCB Assy	9701594030	9701594030	
196-1	Clamp SKB-3M	312300787605	312300787605						

When you order parts, please make a photocopy of this page and fill the number of the parts in the "Order" column.

OUTDOOR UNIT

Ref. No.	Description	Part No.				Ord. Q'ty
		AOY25ANBL	AOG25ANBL	AOY25RNBL	AOG25RNBL	
2	Fan Cover	9350214020	9350214020	9350214020	9350214020	
4	Emblem-Rear "FUJITSU"	9351355005	----	9351355005	----	
4	Emblem-Rear "GENERAL"	----	313791088308	----	313791088308	
5	Cabinet-A, Painted	9303876015	9303876015	9303876015	9303876015	
6	Cabinet-C, Painted	9353549013	9353549013	9353549013	9353549013	
7	Connector Cover	9358011010	9358011010	9358011010	9358011010	
8	Shield Tube Assy-D	9373945041	9370945041	9370945041	9370945041	
9	Cabinet-B, Painted	9303874011	9303874011	9303874011	9303874011	
12	Base Assy, Painted	9353452054	9353452054	9353452054	9353452054	
13	3-Way Valve Assy	9364523002	9364523002	9364523002	9364523002	
14	2-Way Valve Assy	9365021002	9365021002	9365021002	9365021002	
15	Dryer	9368111014	9368111014	9368111014	9368111014	
16	Condenser Assy	9356015010	9356015010	9369005022	9369005022	
17	U-Pipe (Y)	----	----	313728127102	313728127102	
18	Accumulator	----	----	9368391003	9368391003	
20	Discharge Pipe	9371274034	9371274034	----	----	
20	Discharge Pipe Assy	----	----	9371298054	9371298054	
26	Compressor Cover-A	9365154007	9365154007	9365154007	9365154007	
29	Separate Wall	313986033213	313986033213	9302475011	9302475011	
32-1	Control Box Metal-A	9365672013	9365672013	9357137001	9357137001	
32-2	Control Box Metal-B	----	----	9357138008	9357138008	
34	Capacitor (Fan Motor)	9357965017	9357965017	9357965024	9357965024	
36	Cord Holder Metal	9356934007	9356934007	9356934007	9356934007	
37	Running Capacitor	9703107122	9703107122	9703107122	9703107122	
38	Capacitor Clamp	9351770013	9351770013	9351770013	9351770013	
39	Propeller Fan Assy	9300855013	9300855013	9300855013	9300855013	
41	Fan Motor Assy-Out	9600738023	9600738023	9600738207	9600738207	
45	Motor Fixing Table Assy	313029311100	313029311100	313029311100	313029311100	
46	Compressor Assy	9368175009	9371447018	9371447018	9371447018	
51	Special Nut M5	9300301015	9300301015	9300301015	9300301015	
55	Special Nut M8	9355091008	9355091008	9355091008	9355091008	
67	Rubber (Vibration-proof)	313659068604	313659068604	313659068604	313659068604	
107	Rubber Seat-A	9351049010	9351049010	9351049010	9351049010	
109	Terminal Cover	9371511016	9371511016	9371511016	9371511016	
115	Inlet Pipe (Dryer)	----	----	9365406007	9365406007	
117-3	Hex. Nut w/Sp. Washer	301721180114	301721180114	301721180114	301721180114	
187	Clamp No. 1219	313361271706	313361271706	313361271706	313361271706	
210	Main Relay	----	----	9353611017	9353611017	
218-3	Power Relay	9900074012	9900074012	----	----	
235	Heat Thermistor	----	----	9900043025	9900043025	
236	Controller PCB Assy	----	----	9704299055	9704299055	
271	4-Way Valve Rubber	----	----	313728251908	313728251908	
300	Suction Pipe-C	9371531021	----	9371276014	9371276014	
328	Comp. Plate Assy	9363049015	9367990028	9367990028	9367990028	
331	Suction Pipe-D	----	----	9371273013	9371273013	
332	Suction Pipe-E	----	----	9369004001	9369004001	
333	Accumulator	313986117201	313986117201	----	----	
334	Suction Pipe-B	9371530024	9371530024	9371530017	9371530017	
338	Motor Fixture	313029297108	313029297108	313029297108	313029297108	
343	Solenoid	----	----	9900165024	9900165024	
344	4-Way Valve	----	----	9900163013	9900163013	
348	Outlet Pipe (Cond.) Assy	----	9363041019	----	----	
348-1	Outlet Pipe (Cond.)-B	----	----	9365391044	9365391044	
348-2	Outlet Pipe (Cond.)-A	----	----	9365391037	9365391037	
360	4-Way Valve Band	----	----	313986251802	313986251802	
381	Locking Spacer	----	----	313209391506	313209391506	
412	Cover Gasket	9371512013	9371512013	9371512013	9371512013	
420	Capillary Assy	----	9371224015	9371287058	----	
451	Transformer	----	----	9900039011	9900039011	
549	Thermostat-Outdoor	----	----	9900037017	9900037017	
620	Inlet Pipe (Cond.) Assy	----	----	----	9300559010	
628	Locking Spacer-B	----	----	313005446558	313005446558	
678	Bracket (Thermistor)	----	----	313557406106	313557406106	
717	Center Plate	9350216017	9350216017	9350216017	9350216017	
735-1	Accumulator Support Assy	9367554003	9367554003	9367554003	9367554003	
754	Terminal Gasket Washer	9351053017	9351053017	9351053017	9351053017	
790	Belt-Heater	----	----	9361140165	9361140165	
815	Terminal-5P	9356497021	9356497021	9356497021	9356497021	
823-2	Fuse Holder	0500063024	0500063024	----	----	
824-4	Fuse	0600222529	0600222529	----	----	
867	Accumulator Holder Rubber	9354022010	9354022010	9354022010	9354022010	
891	Discharge Temp. Thermistor	----	----	9900038014	9900038014	
909	Strainer-A	----	----	9365112014	9365112014	

When you order parts, please make a photocopy of this page and fill the number of the parts in the "Order" column.

OUTDOOR UNIT

Ref. No.	Description	Part No.						Ord. Qty
		AOG30AMBH	AOG30AMBL	AOG30RMBL	AOY30AMBH	AOY30AMBL	AOY30RMBL	
2	Fan Cover (Guard)	9371187013	9371187013	9371187013	9371187013	9371187013	9371187013	
4	Emblem-Rear	313791088308	313791088308	313791088308	9359836018	9359836018	9359836018	
5	Cabinet-A, Painted	9359797029	9359797029	9359797029	9359797029	9359797029	9359797029	
9	Cabinet-B, Painted	9359798026	9359798026	9359798026	9359798026	9359798026	9359798026	
12	Base Assy, Painted	9359813019	9359813019	9359813019	9359813019	9359813019	9359813019	
13	3-Way Valve (5/8)	9360157003	9360157003	9360157003	9360157003	9360157003	9360157003	
13-2	Packed Valve (3/8)	9360150004	9360150004	9360150004	9360150004	9360150004	9360150004	
15	Dryer	9368111014	9368111014	9368111014	9368111014	9368111014	9368111014	
16	Condenser Assy	9353455093	9360280015	9369825002	9353455093	9360280015	9369825002	
18	Inlet Pipe (Condenser)	9369048005	9369048005	9369048005	9369048005	9369048005	9370685008	
18-1	Outlet Pipe (Condenser)	9369054006	9369054006	----	9369054006	9369054006	----	
20	Discharge Pipe	9369047008	9369047008	----	9369047008	9369047008	----	
26	Compressor Cover	9371501017	9369093005	9369093005	9371501017	9369093005	9369093005	
29	Separate Wall	9359804017	9359804017	9359804017	9359804017	9359804017	9359804017	
32	Control Box Metal	9359839019	9359839019	9359839019	9359839019	9359839019	9359839019	
34	Capacitor (Fan Motor)	9357965024	9357965024	9704305015	9357965024	9357965024	9704305015	
37	Running Capacitor	9703107023	9703107023	9703107023	9703107023	9703107023	9703107023	
38	Capacitor Clamp	9360610010	9360610010	9360610010	9360610010	9360610010	9360610010	
39	Propeller Fan	9359837015	9359837015	9359837015	9359837015	9359837015	9359837015	
41	Fan Motor Assy-Out	9600832011	9600832011	9600832011	9600832011	9600832011	9600832011	
45-1	Motor Bracket-A	9369627002	9369627002	9369627002	9369627002	9369627002	9369627002	
45-2	Motor Bracket-B	9369628009	9369628009	9369628009	9369628009	9369628009	9369628009	
45-3	Motor Bracket-C	9369629006	9369629006	9369629006	9369629006	9369629006	9369629006	
45-4	Motor Bracket-D	9369630002	9369630002	9369630002	9369630002	9369630002	9369630002	
46	Compressor Assy	9371505015	9368913007	9368913007	9371505015	9368913007	9368913007	
47-1	Rubber (Discharge Pipe)	313194159807	313194159807	313194159807	313194159807	313194159807	313194159807	
51	Flange Nut	9371515014	----	----	9371515014	----	----	
54	Condensing Pipe	9369061004	9369061004	----	9369061004	9369061004	----	
54-1	Condensing Pipe-A	----	----	9370667004	----	----	9370667004	
55	Special Nut M8	9355091008	9355091008	9355091008	9355091008	9355091008	9355091008	
58	Suction Pipe Assy	9369064005	9369064005	9369064005	9369064005	9369064005	9369064005	
60	Thermal Switch	9371516011	----	----	9371516011	----	----	
64	Cabinet Left, Painted	9359840022	9359840022	9359840022	9359840022	9359840022	9359840022	
81	Strap	9362371001	9362371001	9362371001	9362371001	9362371001	9362371001	
82-1	Check Joint	9360162007	9360162007	9360162007	9360162007	9360162007	9360162007	
83	Check Joint Bracket	9359807018	9359807018	9359807018	9359807018	9359807018	9359807018	
84	Valve Cover	9359817017	9359817017	9359817017	9359817017	9359817017	9359817017	
85	Valve Fixing Plate	9359806011	9359806011	9359806011	9359806011	9359806011	9359806011	
107	Rubber Mount	9362368001	9362368001	9362368001	9362368001	9362368001	9362368001	
109	Terminal Cover	9371513010	----	----	9371513010	----	----	
109	Terminal Cover	----	9362369008	9362369008	----	9362369008	9362369008	
117-3	Hex. Nut w/Sp. Washer	301721180114	301721180114	301721180114	301721180114	301721180114	301721180114	
187	Clamp No. 1219	313361271706	313361271706	313361271706	313361271706	313361271706	313361271706	
218-3	Power Relay	9900074012	9900074012	----	9900074012	9900074012	----	
235	Thermistor (Heat Exchanger)	----	----	9900043025	----	----	9900043025	
236	Controller PCB Assy	----	----	9704299024	----	----	9704299024	
253	Rubber Washer	9371992013	----	----	9371992013	----	----	
259	Muffler	----	----	9370704006	----	----	9370704006	
263	Accumulator	9385005006	9385005006	9370703009	9385005006	9385005006	9370703009	
328	Comp. Plate Assy	9362273015	9362273015	9362273046	9362273015	9362273015	9362273046	
330-2	Inlet Pipe (Cond.)-B Assy	----	----	9369074004	----	----	9369074004	
343	Solenoid	----	----	9704061027	----	----	9704061027	
344	4-Way Valve	----	----	9307556012	----	----	9307556012	
373	Grip	9352157004	9352157004	9352157004	9352157004	9352157004	9352157004	
407	Clamp (Cable) No. 1259	313739340109	313739340109	313739340109	313739340109	313739340109	313739340109	
410	Holder	9371554013	----	----	9371554013	----	----	
412	Packing	9371514017	----	----	9371514017	----	----	
412	Terminal Gasket	----	9362370004	9362370004	----	9362370004	9362370004	
420	Capillary Assy	9369062001	9369062001	9370683004	9369062001	9369062001	9370683004	
450	Discharge Pipe Assy	----	----	9370709001	----	----	9370709001	
451	Transformer	----	----	9900039011	----	----	9900039011	
477	Bellmouth	9359809012	9359809012	9359809012	9359809012	9359809012	9359809012	
527	Protection Net	9359844013	9359844013	9359844013	9359844013	9359844013	9359844013	
549	Thermostat-Outdoor	9352553004	9352553004	----	9352553004	9352553004	----	
549	Thermistor (Out Temp.)	----	----	9900037017	----	----	9900037017	
629	EMI Filter	----	----	0400056119	----	----	0400056119	
653-1	Bolt (Fan Motor Fixing)	0700156014	0700156014	0700156014	0700156014	0700156014	0700156014	
734	Cabinet Top Plate Panel	9359799023	9359799023	9359799023	9359799023	9359799023	9359799023	
735	Distributor Assy	----	----	9370684001	----	----	9370684001	
744	Clamp (Condenser)	313166374106	313166374106	313166374106	313166374106	313166374106	313166374106	
772	Joint Pipe-A Assy	9371502014	----	----	9371502014	----	----	
772	Joint Pipe-A	----	9369060007	9369084003	----	9369060007	9369084003	
772-3	Joint Pipe (Valve)	----	----	9369082009	----	----	9369082009	
772-4	Joint Pipe (Valve)-B	----	----	9369083006	----	----	9369083006	
808	Inlet Pipe (Accumulator)	9370666007	9370666007	9370742008	9370666007	9370666007	9370742008	

When you order parts, please make a photocopy of this page
and fill the number of the parts in the "Order" column.

OUTDOOR UNIT (Continued)

Ref. No.	Description	Part No.						Ord. Q'ty
		AOG30AMBH	AOG30AMBL	AOG30RMBL	AOY30AMBH	AOY30AMBL	AOY30RMBL	
815-3	Terminal-8P	9358660119	9358660119	9358660119	9358660119	9358660119	9358660119	
823-2	Fuse Holder	0500063024	0500063024	----	0500063024	0500063024	----	
824-4	Fuse	0600222529	0600222529	----	0600222529	0600222529	----	
846	Relay	----	----	9357058009	----	----	9357058009	
867	Accumulator Holder Rubber	9354022010	9354022010	9354022010	9354022010	9354022010	9354022010	
891	Thermistor (Discharge)	----	----	9900038014	----	----	9900038014	
910	Strainer-B	----	----	9365099018	----	----	9365099018	
983	Thermostat Cover	9358274002	9358274002	----	9358274002	9358274002	----	
989-1	Cord Clamp-A	9359822011	9359822011	9359822011	9359822011	9359822011	9359822011	
989-2	Cord Clamp-B	9359823018	9359823018	9359823018	9359823018	9359823018	9359823018	

When you order parts, please make a photocopy of this page and fill the number of the parts in the "Order" column.

OUTDOOR UNIT

Ref. No.	Description	Part No.			Ord. Q'ty
		AOT25ANAL	AOT25RZDL	AOT25RNAL	
2	Fan Cover	9371187013	9371187013	9371187013	
4	Emblem-Rear "FUJITSU"	9359836018	9359836018	9359836018	
5	Cabinet-A, Painted	9359797043	9359797043	9359797043	
7	Connector Cover (Panel, Top)	9358011010	9358011010	9358011010	
9	Cabinet-B, Painted	9361323025	9361323025	9361323025	
12	Base Assy, Painted	9359813019	9359812059	9359813019	
13-1	Packed Valve (5/8)	9365096000	9365096000	9365096000	
13-2	Packed Valve (3/8)	9360150004	9360150004	9360150004	
15	Dryer Assy	9368111014	9368111014	9368111014	
16	Condenser Assy	9365134009	9365438008	9365438008	
17	U-Pipe (Y)	----	9305523009	----	
18	Suction Pipe-A	9365095003	----	9371590011	
18	Suction Pipe	----	9365409008	----	
20	Discharge Pipe	9365130001	9365419007	9365130001	
21	Discharge Pipe-B	----	9365412008	9371591018	
21	Discharge Pipe-B	----	----	9365412008	
26	Compressor Cover-A	9365154007	9365426005	9365154007	
29	Separate Wall	9359805014	9359805014	9359805014	
32	Control Box Metal	9365086001	9365086001	9365086001	
34	Capacitor (Fan Motor)	9703306051	9703306051	9703306051	
37	Running Capacitor	9703107122	9704436023	9703107122	
38	Capacitor Clamp Metal	9364996011	9364996011	9364996011	
39	Propeller Fan	9359837015	9359837015	9359837015	
41	Fan Motor Assy-Out	9600832011	9600832011	9600832011	
45-1	Motor Bracket	9369627002	9369627002	9369627002	
45-2	Motor Bracket-B	9371439013	9371439013	9371439013	
45-3	Motor Bracket-C	9369629006	9369629006	9369629006	
45-4	Motor Bracket-D	9369630002	9369630002	9369630002	
46	Compressor Assy	9371447018	9360509017	9371447018	
47-1	Rubber (Discharge Pipe)	313194159807	----	313194159807	
51	Special Nut M5 (For Comp.)	9300301015	----	9300301015	
55	Special Nut M8 (For Comp.)	9355091008	9355091008	9355091008	
64	Cabinet-Left, Painted	9359840046	9359840046	9359840046	
69-3	Bolt, Hex. Socket	301210060360	301210060360	301210060360	
79	Soft Starter	9704690012	9704690012	9704690012	
84	Valve Cover	9361325012	9361325012	9361325012	
85	Valve Fixing Plate	9361324015	9361324015	9361324015	
107	Rubber Seat-A (For Comp.)	9351049010	313093081402	9351049010	
109	Terminal Cover (For Comp.)	9371511016	313202059600	9371511016	
117-3	Hex. Nut w/Sp. Washer	301721180114	301721180114	301721180114	
128-1	Rubber (Discharge Pipe) (Counter Weight)	313155086308 ----	---- ----	313155086308 ----	
173	Capacitor (Start)	9703635014	9703635014	9703635014	
178-2	Capillary Holder Rubber	----	----	313394274808	
187	Clamp No. 1219	313361271706	313361271706	313361271706	
210	Main Relay	----	9353611017	9353611017	
218-3	Power Relay	9900074012	----	----	
233	Power Transformer	----	9900039011	9900039011	
236	Controller PCB Assy	----	9704299031	9704299055	
259	Muffler	----	----	313755083903	
328	Comp. Plate Assy	9362273060	----	9362273060	
330	Suction Pipe-C	9365136003	----	----	
330-1	Cond. Inlet Pipe Assy	----	----	9371299037	
333	Accumulator	313986117201	313986117201	9368391003	
334-1	Suction Pipe-B	9365135006	9365411011	----	
334-4	Suction Pipe-D	9365254004	----	----	
343	Solenoid Coil	----	9359616108	9359616108	
344	4-Way Vaive	----	9300604017	9300604017	
348	Outlet Pipe Assy	9363041019	----	----	
353	Capillary (Coil)	9365133002	----	----	
353	Thermistor (Heat-Ex.)	----	9900043025	9900043025	
355	Switch Bracket	313986353607	----	----	
361	Accumulator Support Assy	----	----	313986353804	
381	Locking Spacer	----	313209391403	313209391403	
412	Cover Gasket	9371512013	----	9371512013	
420	Capillary Assy	----	9370686005	9371287027	
477	Bellmouth	9359809012	9359809012	9359809012	
527	Protection Net (Condenser)	9359845010	9359845010	9359845010	
549	Thermostat-Outdoor	935253004	9900037017	9900037017	
620	Inlet Pipe (Cond.) Assy	----	----	9365413005	
628	Spacer	----	0600118075	0600118075	
629	EMI Filter 2132-1130	----	0400056119	0400056119	
629	EMI Filter 1518-0730	----	0400056133	0400056133	
646	Compressor Cover-B	----	----	313986355101	
652-1	Thermostat Holder Pipe	----	313806262805	313806262805	

When you order parts, please make a photocopy of this page and fill the number of the parts in the "Order" column.

OUTDOOR UNIT (Continued)

Ref. No.	Description	Part No.			Ord. Qty
		AOT25ANAL	AOT25RZDL	AOT25RNAL	
678	Bracket (Thermistor)	----	313557406106	313557406106	
734	Cabinet Top Plate, Painted	9359799023	9359799023	9359799023	
744	Clamp (Condenser)	313166374106	313166374106	313166374106	
754	Terminal Gasket Washer (For Comp)	9351053017	----	9351053017	
788	Thermistor (Discharge)	----	9900038021	9900038021	
790	Belt Heater	----	----	9361140165	
808	Inlet Pipe (Accumulator)	----	----	9365410004	
815	Terminal-5P	9356497021	9356497021	9356497021	
817	Thermostat Fixture	9352164019	----	----	
819-1	Joint Pipe (Valve)	----	----	9365418000	
823-2	Fuse Holder	0500063024	----	----	
824-4	Fuse	0600222529	----	----	
826	Condensing Pipe-B	----	----	9365408001	
857	Inlet Pipe (Accumulator)-B	----	----	9365417003	
867	Accumulator Holder Rubber	9354022010	9354022010	9354022010	
880-2	Network	9701020010	----	----	
909	Strainer-A	----	----	9365112014	
983	Thermostat Cover	9358274002	----	----	
989-1	Cord Clamp-A	9359822011	9359822011	9359822011	
989-2	Cord Clamp-B	9359823018	----	9359823018	

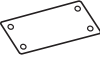







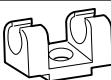




When you order parts, please make a photocopy of this page
and fill the number of the parts in the "Order" column.

OUTDOOR UNIT

Ref. No.	Description	Part No.		Ord. Q'ty	Ref. No.	Description	Part No.		Ord. Q'ty
		AOT30AMBL	AOT30RMBL				AOT30AMBL	AOT30RMBL	
2	Fan Cover	9371187013	9371187013		173	Capacitor (Start)	9703635014	9703635014	
4	Emblem-Rear "FUJITSU"	9359836018	9359836018		187	Clamp No. 1219	313361271706	313361271706	
5	Cabinet-A, Painted	9359797029	9359797029		218-3	Power Relay	9900074012	----	
9	Cabinet-B, Painted	9359798026	9359798026		235	Thermistor (Heat Exchanger)	----	9900043025	
12	Base Assy, Painted	9359813019	9359813019		236	Controller PCB Assy	----	9704299024	
13	3-Way Valve (5/8)	9360157003	9370705003		259	Muffler	----	9370704006	
13-2	Packed Valve (3/8)	9360150004	9360150004		263	Accumulator	9385005006	9370703009	
15	Dryer	9368111014	9368111014		328	Comp. Plate Assy	9362273015	9362273046	
16	Condenser Assy	9360280015	9369825002		330-2	Inlet Pipe (Cond.)-B Assy	----	9369074004	
18	Inlet Pipe (Condenser)	9369048005	9370685008		343	Solenoid	----	9704061027	
18-1	Outlet Pipe (Condenser)	9369054006	----		344	4-Way Valve	----	9307556012	
20	Discharge Pipe	9369047008	----		373	Grip	9352157004	9352157004	
26	Compressor Cover	9369093005	9369093005		407	Clamp (Cable) No. 1259	313739340109	313739340109	
29	Separate Wall	9359804017	9359804017		412	Terminal Gasket	9362370004	9362370004	
32	Control Box Metal	9359839019	9359839019		420	Capillary Assy	9369062001	9370683004	
34	Capacitor (Fan Motor)	9357965024	9704305015		450	Discharge Pipe Assy	----	9370709001	
37	Running Capacitor	9703107023	9703107023		451	Transformer	----	9900039011	
38	Capacitor Clamp	9360610010	9360610010		477	Bellmouth	9359809012	9359809012	
38-1	Capacitor Clamp	313791061807	313791061807		527	Protection Net	9359844013	9359844013	
39	Propeller Fan	9359837015	9359837015		549	Thermostat-Outdoor	9352553004	----	
41	Fan Motor Assy-Out	9600832011	9600832011		549	Thermistor (Out Temp.)	----	9900037017	
45-1	Motor Bracket-A	9369627002	9369627002		629	EMI Filter	----	0400056119	
45-2	Motor Bracket-B	9369628009	9369628009		653-1	Bolt (Fan Motor Fixing)	0700156014	0700156014	
45-3	Motor Bracket-C	9369629006	9369629006		734	Cabinet Top Plate Panel	9359799023	9359799023	
45-4	Motor Bracket-D	9369630002	9369630002		735	Distributor Assy	----	9370684001	
46	Compressor Assy	9368913007	9368913007		744	Clamp (Condenser)	313166374106	313166374106	
47-1	Rubber (Discharge Pipe)	313194159807	313194159807		772	Joint Pipe-A	9369060007	9369084003	
54	Condensing Pipe	9369061004	----		772-3	Joint Pipe (Valve)	----	9369082009	
54-1	Condensing Pipe-A	----	9370667004		772-4	Joint Pipe (Valve)-B	----	9369083006	
55	Special Nut M8	9355091008	9355091008		808	Inlet Pipe (Accumulator)	9370666007	9370742008	
58	Suction Pipe Assy	9369064005	9369064005		815-3	Terminal-8P	9358660119	9358660119	
64	Cabinet Left, Painted	9359840022	9359840022		817	Thermostat Fixture	9352164019	----	
79	Soft Starter	9704691019	9704691019		823-2	Fuse Holder	0500063024	----	
81	Strap	9362371001	9362371001		824-4	Fuse	0600222529	----	
82-1	Check Joint	9360162007	9360162007		846	Relay	----	9357058009	
83	Check Joint Bracket	9359807018	9359807018		867	Accumulator Holder Rubber	9354022010	9354022010	
84	Valve Cover	9359817017	9359817017		891	Thermistor (Discharge)	----	9900038014	
85	Valve Fixing Plate	9359806011	9359806011		910	Strainer-B	----	9365099018	
107	Rubber Mount	9362368001	9362368001		983	Thermostat Cover	9358274002	----	
109	Terminal Cover	9362369008	9362369008		989-1	Cord Clamp-A	9359822011	9359822011	
117-3	Hex. Nut w/Sp. Washer	301721180114	301721180114		989-2	Cord Clamp-B	9359823018	9359823018	

STANDARD ACCESSORIES

INDOOR UNIT ACCESSORIES

Name and Shape	Q`ty	Application	AR__ALC	AR__RLC
Installation template 	1	For positioning the indoor unit	9357036007	9357036007
Hanger 	4	For suspending the indoor unit from ceiling	9356563009	9356563009
Special nut A (large flange) 	4	For suspending the indoor unit from ceiling	313005446653	313005446653
Special nut B (small flange) 	4		313005446759	313005446759
Coupler heat insulation (large) 	2	For indoor side pipe joint (large pipe)	9350716029	9350716029
Coupler heat insulation (small) 	1	For indoor side pipe joint (small pipe)	9352766015	9352766015
Nylon fastener 	1	For fixing the drain hose	312300787605	312300787605
Remote control unit 	1		9703173066 9703173103 (ART model)	9371438030 9703173097 (ART model)
Remote control unit cord clamp 	10	For installing the remote control unit cord	313714181904	313714181904
Tapping screw (flush heads) 	10	For installing the remote control unit cord clamp	301141153027	301141153027
Auxiliary pipe assembly 	1	For wiring conduit (gas side) connection	9356995022	9356995022
Drain hose insulation 	1	Insulates the drain hose and vinyl hose connection	313806217708	313806217708
Remote sensor kit 	1	For measuring the indoor temperature (refer to the remote sensor installation manual.)	9370640014	9370640014

FUJITSU GENERAL LIMITED