

BlueDiamond® condensate removal pumps



Mitsubishi Electric Cooling & Heating Quick Start Details

Warranty

BlueDiamond Pumps are manufactured under Charles Austen Pumps strict quality control system. In the unlikely event of failure within the 3 years from the date of purchase under normal usage, Charles Austen Pumps will repair the item free of charge subject to the following conditions:

3 year warranty from delivery date in conjunction with our conditions of sale.

Charles Austen pumps will decline any responsibility if the installation of the pump does not conform to our instructions and specifications. Any modifications to the unit will immediately void the warranty. We reserve the right to alter any specifications without prior notifications

These pumps have been evaluated for use with water only 82°F.

Cleaning & Maintenance

BlueDiamond condensate removal pumps will tolerate some dust and sludge. However, if the reservoir or sensors require cleaning, use warm soapy water and take care to not damage the sensors.

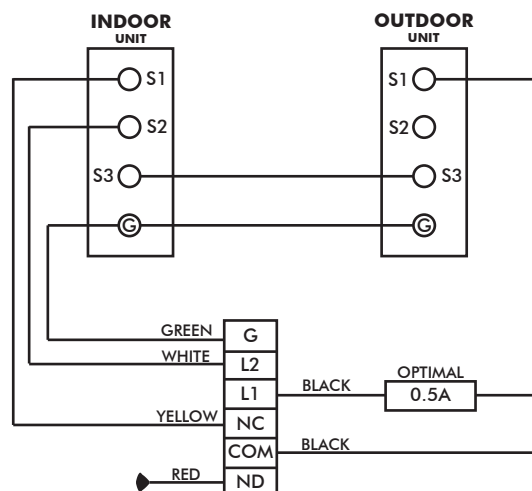
After any cleaning or maintenance work, carry out an operational test before using the pump.

Wiring Diagrams

230 volt **M-Series** models

Verify pump voltage before installation

The installation below will require the black plug to be removed from the pump power cable.

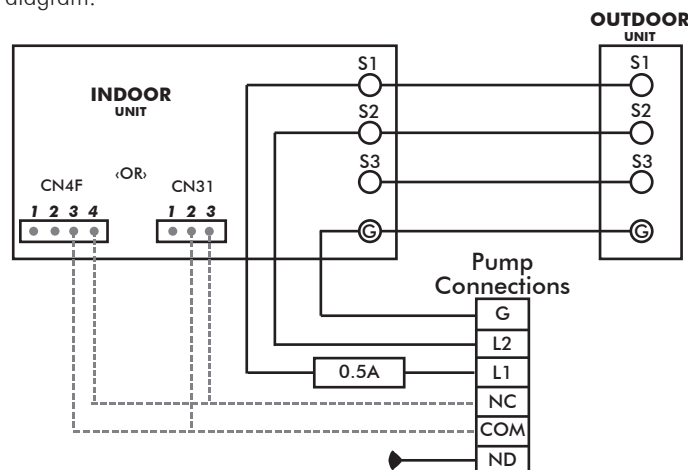


230 volt **P-Series** models

Verify pump voltage before installation

The installation below will require the black plug to be removed from the pump power cable.

Current P-Series indoor units will either have a CN4F or CN31 drain safety connector. Identify which is present and wire according to the diagram below. Older models may not have one of these connectors. If this is the case, wire according to the M-series diagram.

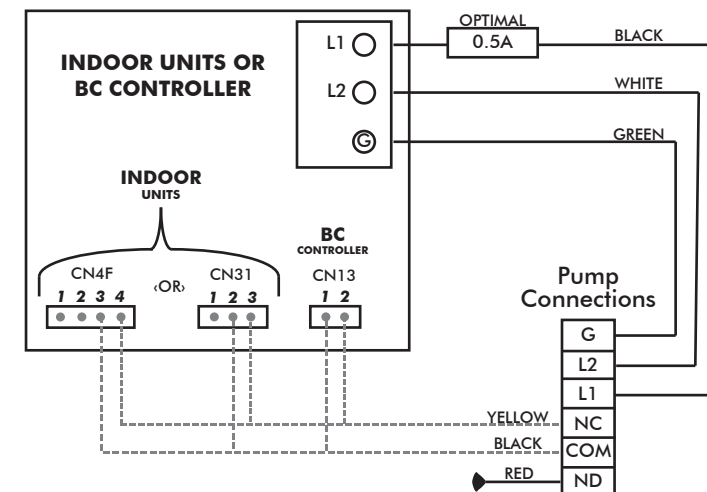


CITY MULTI 230 volt models

Verify pump voltage before installation

The installation below will require the black plug to be removed from the pump power cable.

CITY MULTI indoor units will either have a CN4F or CN31 drain safety connector. Identify which is present and wire according to the diagram below. Older models may not have one of these connectors. If this is the case, wire according to the M-series diagram.



*Please refer to full installation instructions for full product safety details

CLICK ANYWHERE on THIS PAGE to RETURN TO CONDENSATE PUMPS at InspectApedia.com

Blue Diamond
Pumps Inc

CONTACT US:

4850 Golden Parkway,
Suite B,
409,
Buford,
GA30518,
USA



+1 770 831 1122



info@bluediamondpumps.com



www.bluediamondpumps.com