



Keeps your whole  
house free from  
greasy smoke and  
cooking odors

***TRADE-WIND***  
***CLIPPER***  
**CEILING VENTILATOR**

THE *only* CEILING VENTILATOR WITH THE POWER BLOWER DISCHARGE



# Springtime freshness in your kitchen...ALL YEAR!

**OVEN HEAT...GREASY SMOKE AND FUMES FROM FRYING...CABBAGE, CAULIFLOWER AND OTHER COOKING ODORS...STEAM AND CONDENSATION...ALL ARE WHISKED INSTANTLY OUTDOORS BEFORE THEY CAN DRIFT THROUGH YOUR HOME**

## CEILING INSTALLATION

Almost like magic your kitchen...and your entire house... stay fresh and clean and odor-free, once this inconspicuous Trade-Wind Clipper ceiling ventilator is installed in your kitchen.

Hidden in the ceiling *directly above the stove* and vented out-of-doors, the powerful yet quiet suction of the Trade-Wind Clipper catches the greasy smoke and odors as they rise and instantly expels them.


It will keep your new home *new* and make old homes fresh again. The traceable savings in cleaning, washing

and painting that you will realize, more than pay for the Trade-Wind Clipper.

A Trade-Wind Clipper is the finest kitchen ventilator you can install. Every feature has been designed for your convenience and comfort. Tens of thousands of these units are in daily use from coast to coast...and many of them are over 15 years old! Study the important advantages shown at the right which Trade-Wind alone gives you. It is the *only* ceiling ventilator with the power discharge through a squirrel-cage blower...with the motor located completely outside the greasy air stream...with the attractive dripless grille...and with such easy-to-clean features. In addition, every Trade-Wind Clipper carries a written five-year guarantee.

Be sure your architect or builder specifies Trade-Wind Clipper *by name* for your home. Or ask your electrical contractor or dealer to install one for you. Installation is easy and inexpensive.

This phantom view shows how the Trade-Wind Clipper is installed between ceiling joists with only the grille visible. Note the powerful blower and isolated motor. Three attractive installations are shown in the photos below.








PHOTO COURTESY SOUTHERN CALIFORNIA GAS COMPANY

## CABINET INSTALLATION

All the outstanding Trade-Wind features are now available in the Super Clipper for installation within a cabinet located directly above the stove.

This Trade-Wind unit effectively draws off all cooking heat, grease and odors from top-of-the-stove cooking as well as oven heat. Equally as important is the second inlet provided at the ceiling to remove the hot air at this level. Both the stove and ceiling inlets are equipped with metal air filters which are easily removed and cleansed by dousing in soapy water. The hood, which folds under when not in use, is optional.

The Super Clipper may be installed within a wood or metal cabinet directly over the stove as is shown in the phantom view above. Only half the cabinet is used, leaving the rest for storage.

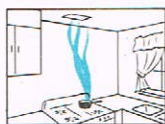
Photos at right and left show typical installations.



PHOTO COURTESY ST. CHARLES CUSTOM BUILT KITCHENS

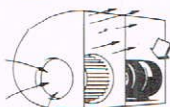
The Super Clipper may be installed into any wood or metal cabinet which provides a clear space 18" wide x 15 $\frac{3}{4}$ " high x 11" deep. Both St. Charles and Geneva have steel cabinets made especially for the unit. Trade-Wind does not supply the cabinet.

## DEMAND THESE ALL-IMPORTANT ADVANTAGES WHICH ONLY TRADE-WIND GIVES YOU



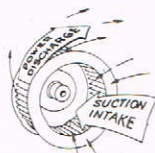
### Power Discharge

Power discharge through a squirrel cage blower, unlike blade-type fans, forces out air under pressure. This is the recognized type of blower used in air conditioning systems, forced air furnaces and for industrial uses.




### Ceiling Ventilation

Because heat rises, the logical place to catch it is at the ceiling before it can spread. A unit installed in a wall, for example, will not draw down the unwanted hot air trapped at the ceiling.



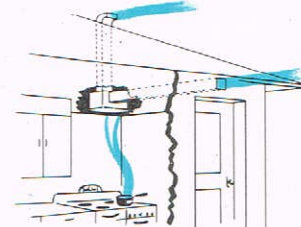
### Isolated Motor

Because of its patented design, only Trade-Wind locates the motor entirely outside the greasy air stream. Because the motor stays clean, every Trade-Wind Clipper is guaranteed for 5 years.



### Easy to Clean

Both the grille and the blower unit are easily and quickly removed for cleaning or service. No tools are needed. Note that the entire unit is hidden in the ceiling and only the attractive grille is seen.

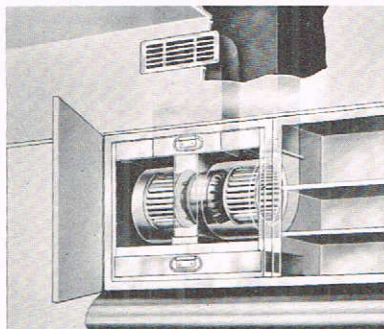


### Inexpensive to Install

This composite sketch shows how a Trade-Wind installed in the ceiling, can be vented up through the roof or out a side wall.

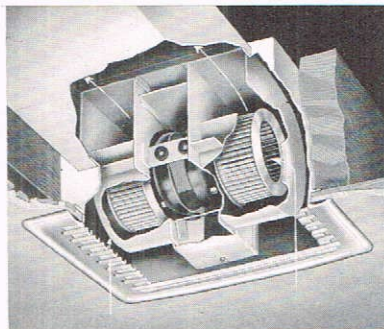


There's a **TRADE-WIND** Clipper for every type of small room




**No. 3501  
SUPER CLIPPER**

For installation in cabinet over stove. Dual power blowers discharge 600 cu. ft. per minute. 1/15 H.P. radio shielded motor. Unit is equipped with ceiling and stove inlets and 2 cleanable metal filters. 2-speed control switch. With fold-under hood \$135. Without hood \$90.




**No. 2501  
FOR AVERAGE  
KITCHENS**

This popular ceiling model has dual power blowers which develop 425 cu. ft. per minute — ample power to keep kitchens, game rooms and larger laundries clean and cool and free from odors. 2-speed control switch. Radio shielded 1/20 H.P. motor. \$60.



**No. 1301 and 1401  
FOR SMALL KITCHENS**

Single power blower models for ceiling installation. Model 1301 for horizontal discharge; 1401 for vertical discharge. Recommended for kitchens of less than 1000 cu. ft.; also laundries, dens and other small rooms. Develop 275 cu. ft. per minute. 1/30 H.P. radio shielded motor. \$33.75.



**No. 1201  
FOR BATHROOM**

Designed especially to remove the steam and lingering dampness and other unsanitary odors from bathrooms. Eliminates foggy mirrors and damp walls. Mounts in ceiling. 1/75 H.P. radio shielded motor. Single power blower discharges 100 cu. ft. of air per minute. \$25.

**3 EASY WAYS  
TO BE SURE  
YOU GET A  
TRADE-WIND  
CLIPPER**

**1.** Ask your architect or builder to specify the correct size of Trade-Wind Clipper by name and model number. It is listed in Sweet's Catalog File 30-D-1 for his information.

**2.** If you let the job yourself, ask your electrical contractor to install only a Trade-Wind Clipper.

**3.** If you do not know where to buy a Trade-Wind Clipper in your community, write us at the factory and we will give you the name of the nearest dealer. There are Trade-Wind representatives in all principal cities. Stocks are carried by many electrical jobbers.

**TRADE-WIND**  
**MOTORFANS, INC.**

5725 S. MAIN STREET, LOS ANGELES 37, CALIFORNIA