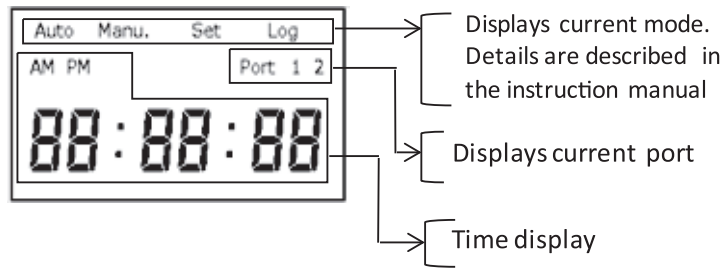


HIBLOW DUO 60/80 Start Guide

CONSULT WITH YOUR SERVICE PROFESSIONAL BEFORE CHANGING SETTINGS

LCD Display Commands (LCD Display located on the backside of the filter)


Operating	Command
● press	Select
▲ press	Up
▼ press	Down
▲ + ▼ press	Edit
● hold	Enter
▲ + ▼ hold	Option



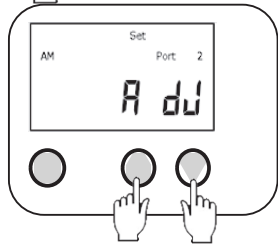
Hold: hold for ≥ 1 second

▲ + ▼: press or hold simultaneously

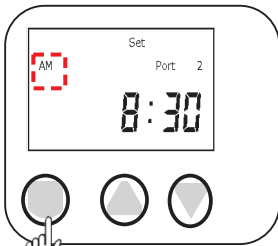
Set/ Change Clock



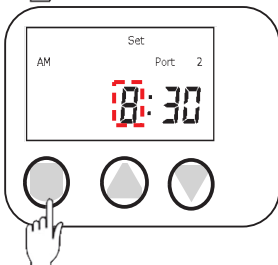
1. Press Select button "●" twice and shift to Set mode.



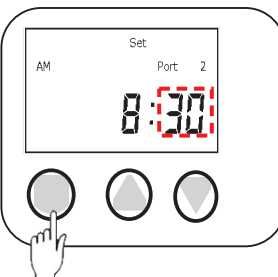
2. Press Edit buttons "▲ plus ▼" simultaneously and shift to adjust clock.



3. Press Up button "▲" or down button "▼" then select AM or PM. Press Select button "●" and shift to "hour" setting.



4. Press Up button "▲" or down button "▼" then set hour. Press Select button "●" and shift to "min" setting.



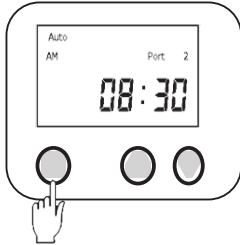
5. Press Up button "▲" or down button "▼" then set min. Hold Select button "●" for 1 second to set time.

Set/ Change Automatic Port Timer

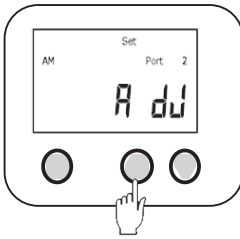
- * Port 2 is used for the main aeration process.
- * Port 1 can be programmed to switch ports with a specified run time up to 10 times a day.
- * Port 1 has 1 default factory setting - Id01—Start time: 12:00 AM, End Time: 12:16.

ID	Start time	End time
1	12:00AM	12:16AM
2		
3		
4		
5		
6		
7		
8		
9		
10		

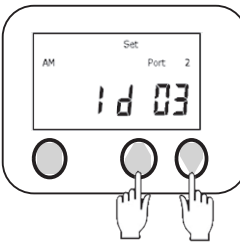
Example: Setting/ changing Port 1, Id03



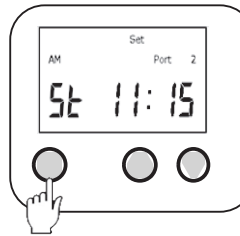
1. Press Select button "●" twice and shift to Set mode.



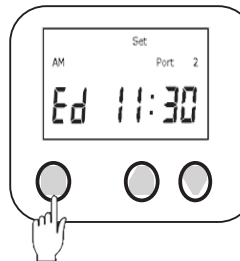
2. Press Up button "▲" three times until "ID 03" is showing.



3. Press Edit buttons "▲ plus ▼" simultaneously



4. Follow set/ change clock instructions to change the start time.



5. Enter end time and hold the Enter button "●" for 1 second to complete.

Manual Port Change

1. Press Select button "●" once and shift to manual mode
2. Press Up button "▲" or down button "▼" to change ports
3. Press Select button "●" two times to shift back to auto mode

Eliminating A Port Change

1. Select the ID number that you would like to eliminate.
2. Hold buttons "▲ plus ▼" simultaneously for 5 seconds to eliminate the port change.