

Series 15 and LF15 Water Hammer Arrestors

Sizes: 1/2" – 2" (15 – 50mm)

Installation Instructions

1. Install as close to shock source as possible.
2. Install a shock arrestor on both hot and cold lines.
3. Best results are obtained when installed as shown in Figure 1 or Figure 2. They can be installed in concealed locations without access panels.

Operating Pressure

Designed to operate on all domestic and commercial lines at 150psi (10.3 bar) working pressure. Systems which exceed 60psi (414 kPa) shall be installed with a pressure reducing valve upstream of the unit.

Temperature Range

33°F to 180°F (0.5°C to 82°C)

Installation

May be installed in new or existing plumbing systems with a standard pipe tee vertically, horizontally or at any angle. Series 15 are factory air charged and permanently capped and epoxy sealed. They may be installed in concealed locations without access panels and are not rechargeable in the field.

Standards

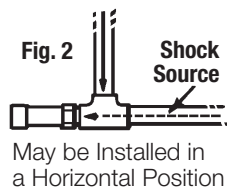
A.S.S.E. 1010 Approved

ANSI A112.26.1M Approved

P.D.I. WH201 Approved & Certified



NPT CONNECTION	AIR PRELOAD	DIMENSIONS (IN.) HEIGHT	DIMENSIONS (IN.) WIDTH
1/2"	15	60	5 1/2" 1 7/16"
3/4"	20	60	7 1/2" 1 7/8"
1"	25	60	8" 2 3/16"
1 1/4"	32	60	10 3/16" 2 11/16"
1 1/2"	40	60	11 1/2" 3 5/16"
2"	50	60	14 7/8" 3 5/16"



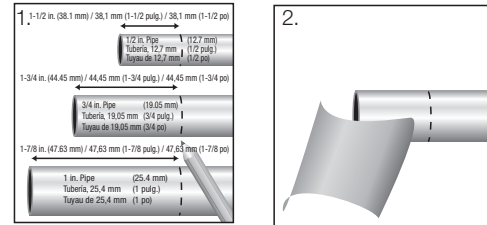
May be Installed in a Horizontal Position

CALIFORNIA PROPOSITION 65 WARNING
WARNING: This product contains chemicals known to the State of California to cause cancer and birth defects or other reproductive harm. (California law requires this warning to be given to customers in the State of California.)
 For more information: www.watts.com/prop65

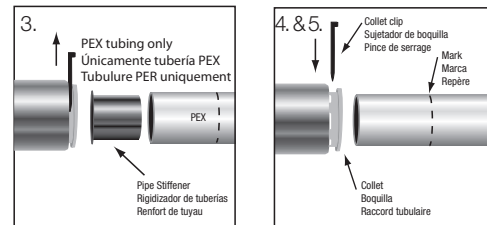


Quick-Connect Installation

To Connect

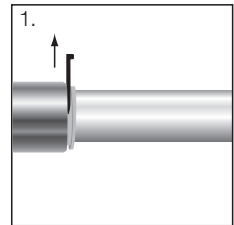


1. Mark pipe as shown. This is pipe insertion depth.
2. Clean pipe end.

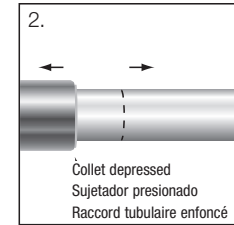


3. Remove collet clip. If using PEX tubing, insert pipe stiffener (provided) into end of tubing.
4. Push pipe or tubing into fitting up to mark.
5. Insert collet clip.

To Disconnect



1. Remove collet clip.



2. Depress collet. Pull pipe or tubing from fitting.

Limited Warranty: Watts Regulator Co. (the "Company") warrants each product to be free from defects in material and workmanship under normal usage for a period of one year from the date of original shipment. In the event of such defects within the warranty period, the Company will, at its option, replace or recondition the product without charge.

THE WARRANTY SET FORTH HEREIN IS GIVEN EXPRESSLY AND IS THE ONLY WARRANTY GIVEN BY THE COMPANY WITH RESPECT TO THE PRODUCT. THE COMPANY MAKES NO OTHER WARRANTIES, EXPRESS OR IMPLIED. THE COMPANY HEREBY SPECIFICALLY DISCLAIMS ALL OTHER WARRANTIES, EXPRESS OR IMPLIED, INCLUDING BUT NOT LIMITED TO THE IMPLIED WARRANTIES OF MERCHANTABILITY AND FITNESS FOR A PARTICULAR PURPOSE.

The remedy described in the first paragraph of this warranty shall constitute the sole and exclusive remedy for breach of warranty, and the Company shall not be responsible for any incidental, special or consequential damages, including without limitation, lost profits or the cost of repairing or replacing other property which is damaged if this product does not work properly, other costs resulting from labor charges, delays, vandalism, negligence, fouling caused by foreign material, damage from adverse water conditions, chemical, or any other circumstances over which the Company has no control. This warranty shall be invalidated by any abuse, misuse, misapplication, improper installation or improper maintenance or alteration of the product.

Some States do not allow limitations on how long an implied warranty lasts, and some States do not allow the exclusion or limitation of incidental or consequential damages. Therefore the above limitations may not apply to you. This Limited Warranty gives you specific legal rights, and you may have other rights that vary from State to State. You should consult applicable state laws to determine your rights. **SO FAR AS IS CONSISTENT WITH APPLICABLE STATE LAW, ANY IMPLIED WARRANTIES THAT MAY NOT BE DISCLAIMED, INCLUDING THE IMPLIED WARRANTIES OF MERCHANTABILITY AND FITNESS FOR A PARTICULAR PURPOSE, ARE LIMITED IN DURATION TO ONE YEAR FROM THE DATE OF ORIGINAL SHIPMENT.**



A Watts Water Technologies Company

USA: 815 Chestnut St., No. Andover, MA 01845-6098; www.watts.com
 Canada: 5435 North Service Rd., Burlington, ONT. L7L 5H7; www.wattscanada.ca

Series 15 and LF15

Water Hammer Arrestors

Sizes: 1/2" - 2" (15 - 50mm)

Installation Instructions

1. Install as close to shock source as possible.
2. Install a shock arrestor on both hot and cold lines.
3. Best results are obtained when installed as shown in Figure 1 or Figure 2. They can be installed in concealed locations without access panels.

Operating Pressure

Designed to operate on all domestic and commercial lines at 150psi (10.3 bar) working pressure. Systems which exceed 60psi (4.14 kPa) shall be installed with a pressure reducing valve upstream of the unit.

Temperature Range

33°F to 180°F (0.5°C to 82°C)

Installation

May be installed in new or existing plumbing systems with a standard pipe tee vertically, horizontally or at any angle. Series 15 are factory air charged and permanently capped and epoxy sealed. They may be installed in concealed locations without access panels and are not rechargeable in the field.

Standards

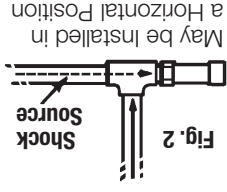
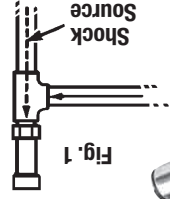
A.S.S.E. 1010 Approved
ANSI A112.26.1M Approved
P.D.I. WH201 Approved & Certified



Sizes:
1 1/2", 1 1/4", 1 1/2", 2"
(32, 40, 50mm)



Sizes:
1/2", 3/4", 1"
(15, 20, 25mm)



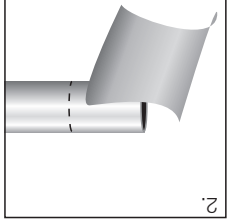
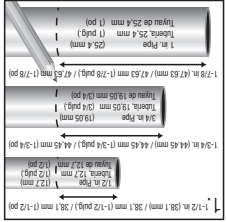
May be installed in a Horizontal Position

CALIFORNIA PROPOSITION 65 WARNING
WARNING: This product contains chemicals known to the State of California to cause cancer and birth defects or other reproductive harm. (California law requires this warning to be given to customers in the State of California.)
 For more information: www.watts.com/prop65

NPT		AIR		PRELAD		DIMENSIONS (IN.)	
CONNECTION	HEIGHT	WIDTH	CONNECTION	HEIGHT	WIDTH	CONNECTION	HEIGHT
1/2"	15	60	1/2"	15	60	1/2"	17 1/2
3/4"	20	60	3/4"	20	60	3/4"	17 1/2
1"	25	60	1"	25	60	1"	23 1/2
1 1/4"	32	60	1 1/4"	32	60	1 1/4"	27 1/2
1 1/2"	40	60	1 1/2"	40	60	1 1/2"	35 1/2
2"	50	60	2"	50	60	2"	35 1/2

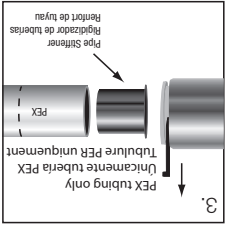
Quick-Connect Installation

To Connect

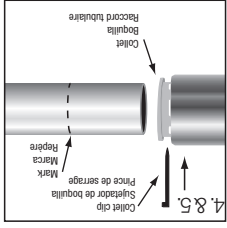


2. Clean pipe end.

1. Mark pipe as shown. This is pipe insertion depth.

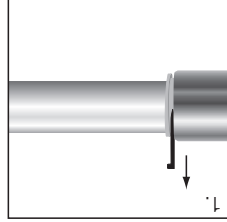


3. Remove collet clip.

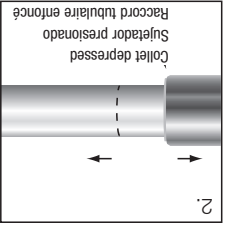


4. Push pipe or tubing into fitting up to mark.

5. Insert pipe stiffener (provided) into end of tubing.



1. Remove collet clip.



2. Depress collet.

3. Pull pipe or tubing from fitting.

WATTS®

A Watts Water Technologies Company



Limited Warranty: Watts Regulator Co. (the "Company") warrants each product to be free from defects in material and workmanship under normal usage for a period of one year from the date of original shipment. In the event of such defects within the warranty period, the Company will, at its option, replace or recondition the product without charge. **THE WARRANTY SET FORTH HEREIN IS GIVEN EXPRESSLY AND IS THE ONLY WARRANTY GIVEN BY THE COMPANY WITH RESPECT TO THE PRODUCT. THE COMPANY MAKES NO OTHER WARRANTIES, EXPRESS OR IMPLIED, INCLUDING BUT NOT LIMITED TO THE IMPLIED WARRANTIES OF MERCHANTABILITY AND FITNESS FOR A PARTICULAR PURPOSE.** The remedy described in the first paragraph of this warranty shall constitute the sole and exclusive remedy for breach of warranty, and the Company shall not be responsible for any incidental, special or consequential damages, including work properly, other costs resulting from labor charges, delays, vandalism, negligence, fouling caused by foreign material, damage from adverse water conditions, chemical, or any other circumstances over which the Company has no control. This warranty shall be invalidated by any abuse, misuse, misapplication, improper installation or improper maintenance or alteration of the product. Some States do not allow implied warranty limitations on how long an implied warranty lasts, and some States do not allow the exclusion or limitation of incidental or consequential damages. Therefore the above limitations may not apply to you. This Limited Warranty gives you specific legal rights, and you may have other rights that vary from State to State. You should consult applicable state laws to determine your rights. **SO FAR AS IS CONSISTENT WITH APPLICABLE STATE LAW, ANY IMPLIED WARRANTIES THAT MAY NOT BE DISCLAIMED, INCLUDING THE IMPLIED WARRANTIES OF MERCHANTABILITY AND FITNESS FOR A PARTICULAR PURPOSE, ARE LIMITED IN DURATION TO ONE YEAR FROM THE DATE OF ORIGINAL SHIPMENT.**