

Data sheet

Oil Nozzles Type H, S-S and B

Application




Danfoss Hago oil nozzles are designed for domestic and commercial high pressure oil burners operating with light or heavy fuel. An optimal combustion process is only achieved by a perfect match between nozzle capacity and spray pattern, air supply and air distribution and the design of combustion chamber.

Danfoss Hago offers a very broad range of nozzles with different capacity and spray patterns – which means that it is possible to cover all demands in the market.

Features: Light and heavy fuel.

Identification

The nozzles are marked with the following information (example):



Stamped on the flats	
0.65	GPH at 100 psi, (~ 7 bar) 35 SSU (2.7 cSt)
60°B	Spray angle and pattern: B Solid, S-S Semi Solid and H Hollow
SOLID	SOLID for "Solid" spray pattern. Only on B nozzles
12345	Batch code

Technical Data

Material and construction

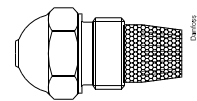
Nozzle tip and disc AISI 416 grade stainless steel
filters size dependent

Recommended and maximum tightening torque

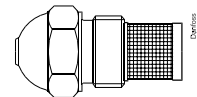
Recommended 200-310 in-lbs (25-30 Nm) and max. 310 in-lbs (35 Nm).for steel and nickel plated adapters.

Recommended 130-180 in-lbs (15-20 Nm) and max. 220 in-lbs (25 Nm).for brass adapters.

Filters



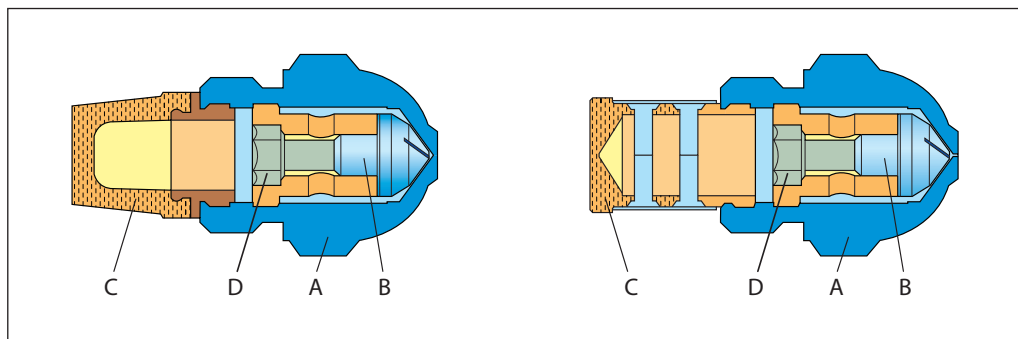
Capacity 0.40 – 1.35 GPH
30-40 µm sintered bronze filter



Capacity from 1.50 GPH
120 mesh stainless steel strainer

Design and dimensions

- A: Tip
- B: Disc
- C: Bronze filter or strainer
- D: Locknut



Available spray patterns:

H: Hollow Cone (red caps)

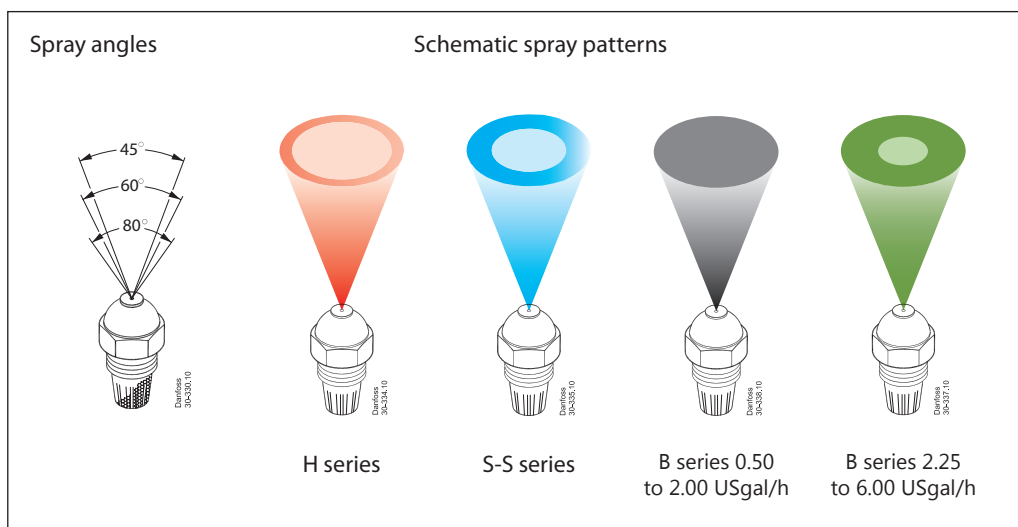
Hollow spray pattern with higher volume concentration in the periphery of the spray. Well suited for low firing rates and burners with hollow air pattern.

B: Solid Cone (black caps)

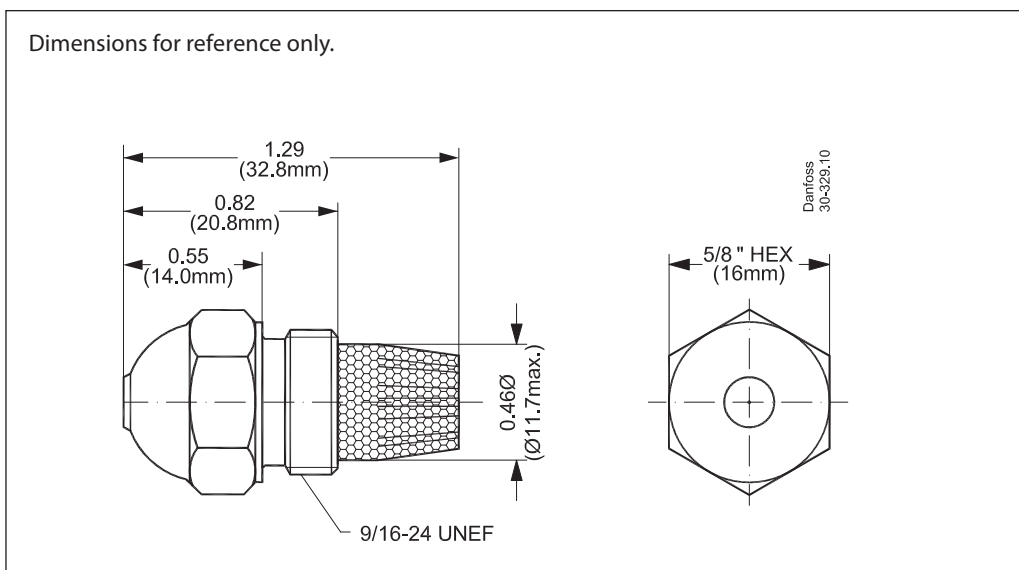
Even distributed spray pattern – well suited for burners with even distributed air pattern. Well suited for high static pressure flame retention burners.

S-S: Semi Solid Cone (blue caps)

Semi solid spray pattern which is the optimal choice for applications where exact air pattern or spray pattern requirements can't be established.



Design and dimensions
(continuous)



Program

Reference capacity (Usgal/h)	Hollow			Semi Solid			Solid		
	45°	60°	80°	45°	60°	80°	45°	60°	80°
0.50	-	-	-	-	-	-	-	030G6408	030G6508
0.60	-	-	-	-	-	-	030G6312	030G6412	030G6512
0.65	030G6014	030G6114	030G6214	030G6614	030G6714	030G6814	030G6314	030G6414	030G6514
0.70	030G6015	030G6115	030G6215	-	-	-	-	-	-
0.75	030G6016	030G6116	030G6216	030G6616	030G6716	030G6816	030G6316	030G6416	030G6516
0.85	030G6018	030G6118	030G6218	030G6618	030G6718	030G6818	030G6318	030G6418	030G6518
0.90	-	-	-	-	-	-	030G6319	030G6419	030G6519
1.00	030G6020	030G6120	030G6220	030G6620	030G6720	030G6820	030G6320	030G6420	030G6520
1.10	030G6022	030G6122	030G6222	030G6622	030G6722	030G6822	030G6322	030G6422	030G6522
1.20	-	-	-	030G6623	030G6723	030G6823	-	-	-
1.25	030G6024	030G6124	030G6224	030G6624	030G6724	030G6824	030G6324	030G6424	030G6524
1.35	-	-	-	-	-	-	030G6326	030G6426	030G6526
1.50	030G6028	030G6128	030G6228	030G6628	030G6728	030G6828	030G6328	030G6428	030G6528
1.65	030G6029	030G6129	030G6229	-	030G6729	030G6829	-	-	-
1.75	030G6030	030G6130	030G6230	030G6630	030G6730	030G6830	030G6330	030G6430	030G6530
2.00	030G6032	030G6132	030G6232	030G6632	030G6732	030G6832	030G6332	030G6432	030G6532
2.25	030G6034	030G6134	030G6234	030G6634	030G6734	030G6834	030G6334	030G6434	030G6534
2.50	030G6036	030G6136	030G6236	030G6636	030G6736	030G6836	030G6336	030G6436	030G6536
2.75	-	-	-	030G6638	030G6738	030G6838	030G6338	030G6438	030G6538
3.00	030G6040	030G6140	030G6240	030G6640	030G6740	030G6840	030G6340	030G6440	030G6540
3.25	-	-	-	030G6641	030G6741	030G6841	030G6341	030G6441	030G6541
3.50	030G6042	030G6142	030G6242	030G6642	030G6742	030G6842	030G6342	030G6442	030G6542
3.75	-	-	030G6243	-	-	-	030G6343	030G6443	030G6543
4.00	030G6044	030G6144	030G6244	030G6644	030G6744	030G6844	030G6344	030G6444	030G6544
4.50	030G6046	030G6146	030G6246	030G6646	030G6746	030G6846	030G6346	030G6446	030G6546
5.00	030G6048	030G6148	030G6248	030G6648	030G6748	030G6848	030G6348	030G6448	030G6548
5.50	030G6050	030G6150	030G6250	030G6650	030G6750	030G6850	030G6350	030G6450	030G6550
6.00	030G6052	030G6152	030G6252	030G6652	030G6752	030G6852	030G6352	030G6452	030G6552
6.50	-	-	-	030G6653	030G6753	-	-	-	-
7.00	-	-	-	030G6654	030G6754	030G6854	-	-	-
7.50	-	-	-	030G6655	030G6755	-	-	-	-
8.00	-	-	-	030G6656	030G6756	030G6856	-	-	-
8.50	-	-	-	030G6657	030G6757	-	-	-	-
9.00	-	-	-	030G6658	030G6758	030G6858	-	-	-
10.0	-	-	-	030G6660	030G6760	030G6860	-	-	-
11.0	-	-	-	030G6662	030G6762	030G6862	-	-	-
12.0	-	-	-	030G6664	030G6764	030G6864	-	-	-



Danfoss A/S

Heating Segment • heating.danfoss.com • +45 7488 2222 • E-Mail: heating@danfoss.com

Danfoss can accept no responsibility for possible errors in catalogues, brochures and other printed material. Danfoss reserves the right to alter its products without notice. This also applies to products already on order provided that such alterations can be made without subsequential changes being necessary in specifications already agreed. All trademarks in this material are property of the respective companies. Danfoss and all Danfoss logotypes are trademarks of Danfoss A/S. All rights reserved.