

March 27, 1956

I. BALLONOFF  
INSULATING PAD

2,739,412

Filed Nov. 18, 1954

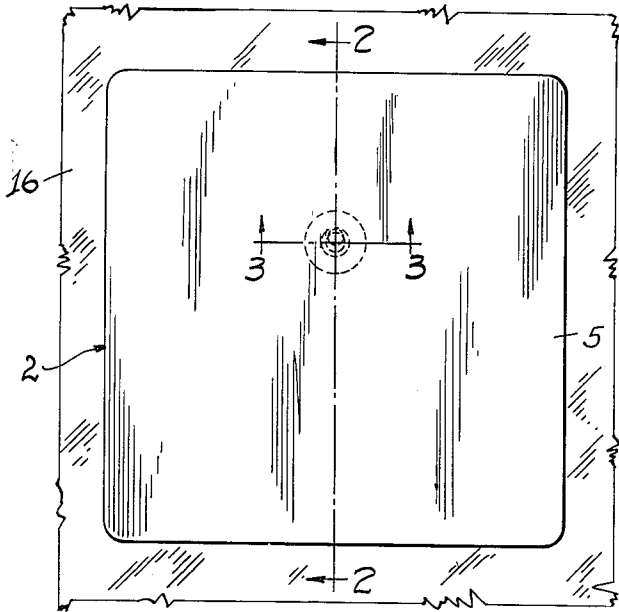


FIG. 1

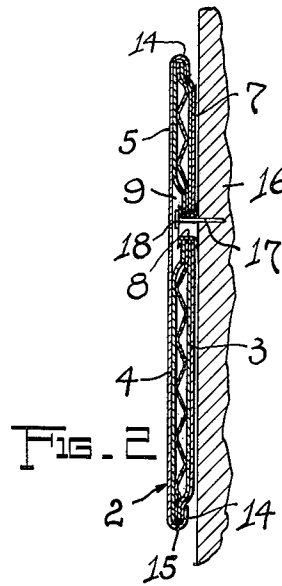


FIG. 2

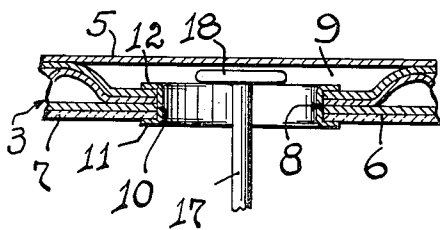


FIG. 3

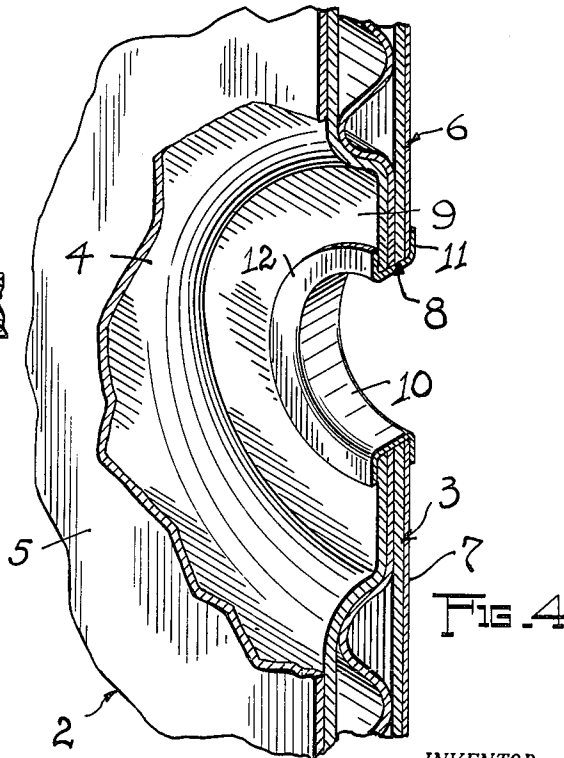


FIG. 4

INVENTOR.  
**IRV BALLONOFF**

BY

*Justus A. Wolff.*

ATT.

1

2,739,412

## INSULATING PAD

Irv Ballonoff, Cleveland, Ohio, assignor to Ballonoff Metal Products Co., Cleveland, Ohio, a partnership

Application November 18, 1954, Serial No. 469,809

5 Claims. (Cl. 45—68.4)

The present invention relates in general to insulating mats, table mats, dish mats, pads, etc. of the type used to protect walls and articles of furniture from being burnt, scorched or damaged by either radiated heat such as emitted from furnaces, stoves, etc., or heat directly transmitted to the walls and articles of furniture by hot utensils such as cooking utensils, hot dishes, etc. placed thereon, and is particularly concerned with mats and pads of the type referred to which include means for removably securing such mats and pads for use or ornamental purpose to a wall.

However, insulating mats and pads of this type, which generally include a baseboard of non-heat conducting material such as asbestos and an overlying sheet of metal turned with its edges over the edge of the baseboard and lapped under same, are not suited to be invisibly attached to walls, as common attachment means must be secured to the turned edge of the overlying metal sheets of these mats and pads to permit their proper support on resting surfaces.

The primary object of the invention is the provision of insulating mats and pads constructed to include as baseboard a double-backed air cell or corrugated board lined at the rear face with a layer of asbestos and formed with an eyelet hole lined by a grommet engaged with its one flange with the layer of asbestos and its other flange with the corrugated board in a recessed area thereof, and a cover member overlying the baseboard and its grommet formed by a sheet of metal turned with its edges over the edge of the baseboard and lapped under same to secure the sheet of metal and the baseboard to each other.

Construction of insulating mats and pads in the manner described with a circular recess adjacent the eyelet hole provides mats and pads with invisible ring-shaped pockets arranged therein and encircling the grommet-lined eyelets in the baseboards of such mats and pads, the pockets providing a space for nail-heads, hooks, etc. and permitting flush, invisible attachment of such mats and pads to straight walls by nails or hooks driven into the walls to slightly extend their heads therefrom in a position to enter into and readily removably engage the flanged inner portions of the grommets.

Another object of the invention therefore is the provision of insulating mats and pads of the type referred to above constructed to include invisible ring-shaped pockets within the mats and pads between their baseboards and cover members, the ring-shaped pockets encircling the grommet-lined eyelets and permitting unimpeded extension of the heads of headed attachment means between baseboards and cover members for removable, invisible, flush attachment of these mats and pads to a wall having headed attachment means extended therefrom.

With the above and other objects in view, the invention has certain other marked superiorities which clearly distinguish it from presently known structures and arrangements of this type. These improvements or characteristics are clearly set forth in the appended claims; and a

2

preferred form of embodiment of the invention is hereinafter shown with reference to the accompanying drawing forming part of the specification.

In the drawing:

5 Fig. 1 is a front view of a fragmentary wall portion which removably supports in an invisible manner an insulating mat or pad constructed in accordance with the invention;

10 Fig. 2 is a transversal sectional view taken on line 2—2 of Fig. 1;

Fig. 3 is a fragmentary, enlarged horizontal sectional view taken on line 3—3 of Fig. 1; and

15 Fig. 4 is a fragmentary, enlarged perspective sectional view of the insulating mat showing the means permitting invisible suspension of the mat, the figure exposing such means partly in section and partly in perspective to indicate the relative position of the grommet and annular pocket of said means with respect to each other and the rear wall of the mat.

20 Referring now more particularly to the exemplified form of the invention shown in the drawing, reference numeral 2 denotes an insulating mat which embodies a baseboard 3 covered at its top face 4 with a sheet of metal 5. Baseboard 3 consists of a double-backed air cell or corrugated board with a bottom face 6 lined with a layer of asbestos 7 and is formed with a perforation or eyelet hole 8 arranged in a circularly recessed area 9 in top face 4 of the baseboard. The eyelet hole 8 is lined by a grommet 10, the flanges 11 and 12 of which tightly engage adjacent 30 eyelet hole 8 in recessed area 9 and asbestos layer 7. Baseboard 3 is covered by the sheet of metal 5 which overlies same and has its edges 14 turned over the edge 15 of the baseboard and lapped thereunder to tightly secure sheet 5 to the baseboard and cover its grommet-lined eyelet hole 8 and recessed area 9 thereof.

35 The thus constructed insulating mat 2 embodies a smooth unmarred front portion, a perforated rear portion and an invisible ring-shaped pocket encircling the perforation of the rear portion permitting proper flush and invisible mounting of the insulating mat on the wall, table, etc., in a manner disclosed in Figs. 1 and 2 of the drawing. In this case insulating pad 2, which may be used as insulating pad to protect articles of furniture such as 40 tables from being burnt, scorched or damaged by hot utensils placed thereon, is suspended from wall 16 in flush relation with respect thereto from a headed nail 17 arranged in wall 16. This nail is first extended through grommet 10 and then pad 2 is shifted downwardly to extend the nailhead 18 into the ring-shaped pocket encircling flange 11 of grommet 10; as nail-head 18 does not 45 contact the metal sheet 5, it fully hides the suspending means. Recessed area 9 in the top face of baseboard 3 is readily formed by locally compressing the board shaped from corrugated paper board.

Having thus described my invention what I claim is:

1. An insulating pad having a base member and a sheet of metal overlying said base member and turned over the edge thereof to lap thereunder, said base member embodying a corrugated paper board with a perforation and a recessed area arranged adjacent said perforation in the front face of the board, said base member providing the insulating pad with a perforated rear portion and an invisible chamber within the pad adjacent said perforation.

2. An insulating pad having a base member and a sheet of metal overlying said base member and turned over the edge thereof to lap thereunder, said base member embodying a double-backed corrugated paper board with a metal-lined perforation and said double-backed corrugated paper including a corrugated layer of paper arranged between two straight layers and compressed in a ring-shaped area axially aligned with the said metal-

3

lined perforation to provide the insulating pad with a perforated rear portion and an invisible ring-shaped chamber within said pad arranged to encircle the perforation in the double-backed corrugated paper board.

3. In a base member for pads and the like a compressible sheet of material including a perforation, a recessed area in one face of said compressible sheet of material adjacent the perforation thereof, and a grommet for lining said perforation, the recessed area in said one face of the compressible sheet of material formed by compressing one face thereof without disturbing its other face.

4. In a base member for pads and the like a corrugated paper board including a perforation, a recessed area in one face of said corrugated board formed by compressing said corrugated paper board at its one face without disturbing the other face and a grommet in the perforation of the corrugated paper board arranged to line its perforation.

5. An insulating pad having a base member and a sheet of metal overlying said base member and turned over the edge thereof to lap thereunder, said base member em-

4

bodying a double-backed corrugated paper board with a perforation, a recessed area in the front face of the board encircling said perforation and a grommet lining said perforation having a flange engaged with the bottom wall of the recess in said board, said base member providing the insulating pad with a perforated rear face and an invisible chamber within the pad encircling its perforation, said insulating pad including a layer of asbestos on the outer face of the corrugated paper board, said corrugated paper board including a corrugated layer of paper between two straight layers of paper and being compressed adjacent the perforation in said board to form the said recess therein.

#### References Cited in the file of this patent

##### UNITED STATES PATENTS

Re. 15,708	Laidman	Oct. 30, 1923
1,333,884	Usinger	Mar. 16, 1920
1,683,645	Abbey	Sept. 11, 1928
1,820,259	Wandel	Aug. 25, 1931
2,522,612	Harben	Sept. 19, 1950
2,569,074	Roettinger et al.	Sept. 25, 1951