





for safety's sake...touch nothing but a

RESET
OFF


TRIP ON




Rotary Handle!



control center



switchboard



panelboard



enclosed circuit breaker

New and exclusive from Federal Pacific—Rotary Handle circuit breakers—the simplest, safest molded case breakers in the industry. Here is the one sure way to eliminate troublesome mechanical linkages . . . to forget all external mechanisms . . . to be absolutely certain of positive operation and true handle indication. Integral cylinder lock and locking ring for up to three padlocks are standard on all breakers. Federal Pacific breakers can be locked "on" or "off" independent of door position. Four frame sizes—15 to 800 amperes—meet all requirements for panelboards, switchboards, control centers and individually enclosed circuit breakers. Write for Bulletin 1425, Dept. FP-4, Federal Pacific Electric Company, Newark 1, New Jersey. FEDERAL PACIFIC ELECTRIC COMPANY



growth through creative energy