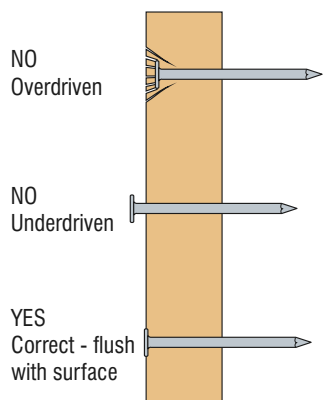


# SIDEWALL FASTENER GUIDELINES



**Figure 4:**  
Nail Driving Detail

## Nails

Each Certi-label™ Western Cedar shingle or shake should be applied with two fasteners. Nails **must be** stainless steel **Type 316** in locations within fifteen (15) miles of salt water. For locations outside the salt water zone - nails **must be** stainless steel **Type 304**, **Type 316**, or hot-dipped zinc coated galvanized conforming to a coating weight of ASTM A 153 Class D (1.0 oz/ft<sup>2</sup>). Stainless steel nails offer the highest degree of corrosion resistance. Contact the nail manufacturer for further information to ensure the nails used comply with listed requirements and are correct for your application. Minimum nail lengths are shown in the fastener chart below. In double course applications, the exposed Certi-label™ Western Cedar shingle or shake shall be face-nailed with two nails (as above), driven 2" above the butt line, and 3/4" from each edge. Certi-label™ Western Cedar shingles wider than 10" require 2 additional nails and these two nails are driven approximately 1" apart near the center of the shingle.

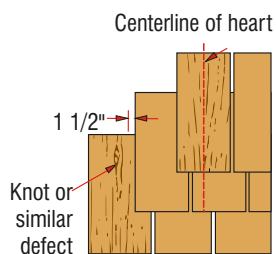
## Staples

The Cedar Shake & Shingle Bureau prefers the use of nails, however if you choose to use staples they **must be** stainless steel **Type 316** in locations within fifteen (15) miles of salt water. For locations outside of the salt water zone - stainless steel staples **Type 304** or **Type 316** **must be** used.

Two staples should be driven per Certi-label™ Western Cedar shingle or shake with the staple crowns 7/16" minimum horizontal, maximum 3/4" horizontal, to the Certi-label Western Cedar™ shingle or shake butt. Staples are driven in the same location as nails relative to the sides and overlapping butt line. Certi-label™ Western Cedar shingles wider than 10" require 2 additional staples and these two staples are driven approximately 1" apart near the center of the shingle.

Fasteners should be long enough to penetrate into the sheathing at least 3/4" or all the way through and driven flush with the surface of the Certi-label™ Western Cedar shingle or shake. In all applications, staples shall be concealed by the course above.

**DO NOT USE ELECTRO-GALVANIZED(EG) FASTENERS. Ensure the fasteners used comply with listed requirements. Nails are preferred, for aesthetic reasons in sidewall application using exposed fasteners.**



**Figure 5:**  
Course Alignment

## Important Notes:

**Underdriving or overdriving any fastener will affect the integrity of the Certi-label Western Cedar sidewall system.**

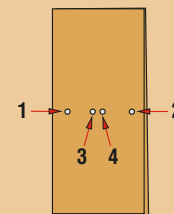
## Pressure Impregnated Treated Shakes and Shingles

Fasteners used with fire-retardant (Certi-Guard®) or preservative treated (Certi-Last®) Western Cedar shakes or shingles **must be** stainless steel **Type 316**. For specifics on installation, accessory building materials (flashing, etc.) finishes and maintenance please contact the treatment company directly:

[www.cedarbureau.org/purchasing/treaters.asp](http://www.cedarbureau.org/purchasing/treaters.asp)

**The information on this page is not meant for sidewall panel applications. Please contact the manufacturer for specific panel details.**

*The information above is not intended to supersede local building codes.*



Wide Shingle Fastener Detail

Single Course Sidewall Fasteners	
Product Type	Nail Type & Minimum Length
<b>Certigrade, R&amp;R and Sanded Shingles</b>	<b>Type (in)</b>
16" and 18" Shingles	3d Box 1 1/4
24" Shingles	4d Box 1 1/2
<b>Certigroove Shingles</b>	<b>Type (in)</b>
16" and 18" Shingles	3d Box 1 1/4
24" Shingles	4d Box 1 1/2
<b>Certi-Split &amp; Certi-Sawn Shakes</b>	<b>Type (in)</b>
18" Straight-Split Shakes	5d Box 1 3/4
18" and 24" Handsplit Shakes	6d Box 2
24" Tapersplit Shakes	5d Box 1 3/4
18" and 24" Tapersawn Shakes	6d Box 2

Double Course Sidewall Fasteners	
Product Type	Nail Type & Minimum Length
<b>Certigrade, R&amp;R and Sanded Shingles</b>	<b>Type (in)</b>
16", 18" and 24" Shingles	5d Box 1 3/4 or same size casing nails
<b>Certigroove Shingles</b>	<b>Type (in)</b>
16", 18" and 24" Shingles	5d Box 1 3/4
<b>Certi-Split &amp; Certi-Sawn Shakes</b>	<b>Type (in)</b>
18" Straight-Split Shakes	7d Box 2 1/4 or 8d 2 1/2
18" and 24" Handsplit Shakes	7d Box 2 1/4 or 8d 2 1/2
24" Tapersplit Shakes	7d Box 2 1/4 or 8d 2 1/2
18" and 24" Tapersawn Shakes	7d Box 2 1/4 or 8d 2 1/2